

PLEASE CHECK WWW.MOLEX.COM FOR LATEST PART INFORMATION

Part Number: [0014441214](#)
Status: **Active**
Overview: [cgrid_sl_products](#)
Description: 2.54mm (.100") Pitch SL™ Insulation Displacement Connector Assembly, Male, Single Row, Version D, Back Ribs, for Wire Size 24, 0.38µm (15µ") Gold (Au), 14 Circuits

Documents:

[3D Model](#) [Product Specification PS-70400 \(PDF\)](#)
[Drawing \(PDF\)](#) [RoHS Certificate of Compliance \(PDF\)](#)

Agency Certification

CSA LR19980
 UL E29179

General

Product Family Ribbon Cable / Wire Trap Connectors
 Series [70475](#)
 Comments Terminals Preloaded
 Component Type Housing
 Glow-Wire Compliant No
 Overview [cgrid_sl_products](#)
 Product Name SL™

Physical

Circuits (Loaded) 14
 Color - Resin Black
 Durability (mating cycles max) 50
 Entry Angle Vertical
 Flammability 94V-0
 Lock to Mating Part None
 Material - Metal Phosphor Bronze
 Material - Plating Mating Gold
 Material - Plating Termination Tin
 Material - Resin Polyester Alloy
 Number of Rows 1
 PCB Retention None
 Packaging Type Tube
 Pitch - Mating Interface (in) 0.100 In
 Pitch - Mating Interface (mm) 2.54 mm
 Plating min: Mating (µin) 15
 Plating min: Mating (µm) 0.38
 Plating min: Termination (µin) 75
 Plating min: Termination (µm) 1.91
 Polarized to Mating Part No
 Stackable Yes
 Surface Mount Compatible (SMC) N/A
 Temperature Range - Operating -40°C to +105°C
 Termination Interface: Style IDT or Pierce
 Wire Insulation Diameter 1.35mm (.053") max.
 Wire Size AWG 24
 Wire/Cable Type Discrete Wire, Ribbon Cable

Electrical

Current - Maximum per Contact 3A
 Voltage - Maximum 250V

Material Info



EU RoHS

**ELV and RoHS
 Compliant**

REACH SVHC

Contains SVHC: No

Halogen-Free

Status

Not Halogen-Free

**Need more information on product
 environmental compliance?**

Email productcompliance@molex.com
 For a multiple part number RoHS Certificate of
 Compliance, [click here](#)

Please visit the [Contact Us](#) section for any
 non-product compliance questions.

China RoHS



Search Parts in this Series

[70475Series](#)

Mates With

[70004](#) Interim Clip (Single Row), [70013](#)
 Interim Clip (Dual Row)

Use With

[7307](#) Tinned 28AWG, [7767](#) Topcoat
 28AWG, [24241](#) Tinned 26AWG, [8996](#)
 Topcoat 26AWG, [24226](#) Tinned 24AWG,
[8997](#) Topcoat 24AWG, [24369](#) High Flex
 26AWG, [24389](#) High Flex 24AWG

Old Part Number

70475-0608

Reference - Drawing Numbers

Product Specification

PS-70400

Sales Drawing

SD-70475-0***

This document was generated on 05/20/2010

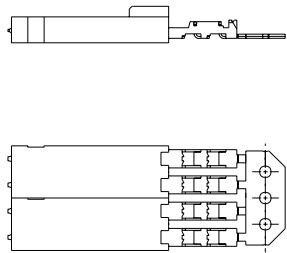
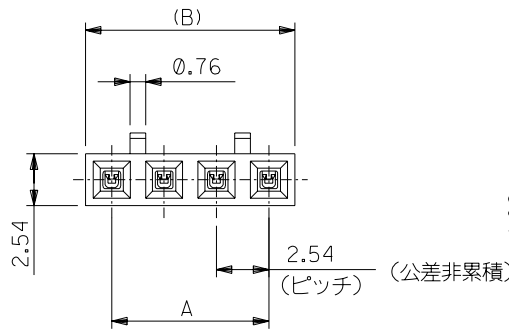
PLEASE CHECK WWW.MOLEX.COM FOR LATEST PART INFORMATION

ENG. NO.
SD-70475-0****

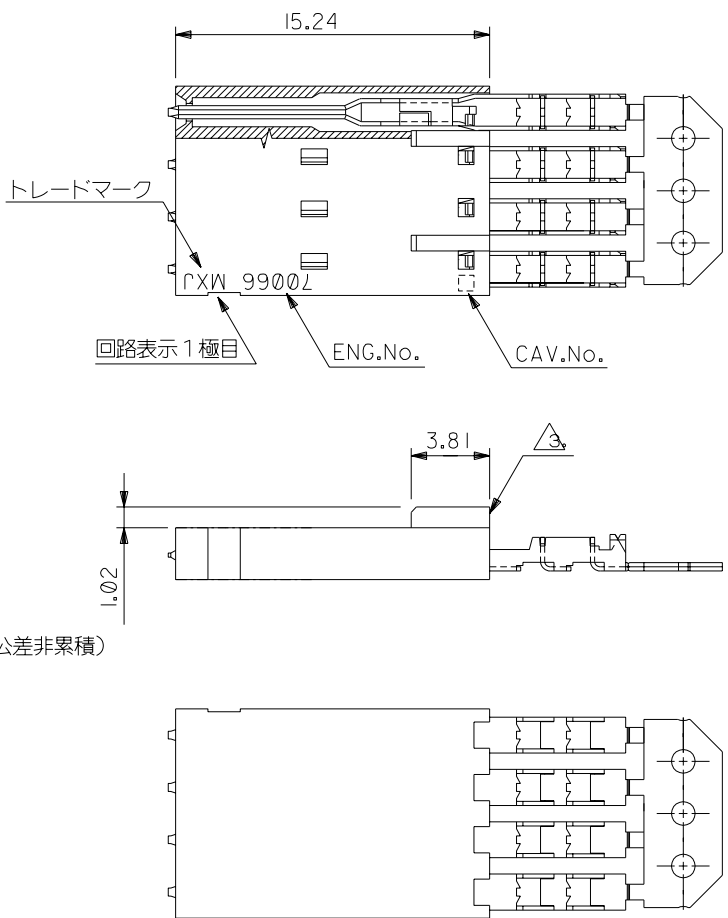
EDP NO.
—#—

ALL DIMENSIONS IN METRIC DO NOT SCALE DRAWING

OPTION D



2極の場合
(SCALE:2-1)



注記:

- 材料
ハウジング：ガラス入りポリエステル UL 94V-0
ターミナル：燐青銅
- 仕上げ 接点部：金メッキ 0.38 μm MIN.
圧接部：錫メッキ 1.91 μm MIN.
下地メッキ：ニッケルメッキ 1.27 μm MIN.
- 極性リブは、2極の場合1箇所のみとする。
- 適合クリップ：70104-****
70013-****
70018-****
70022-****
- ハウジングの色：黒

63.50	60.96	70475-0619	25
60.96	58.42	-0618	24
58.42	55.88	-0617	23
55.88	53.34	-0616	22
53.34	50.80	-0615	21
50.80	48.26	-0614	20
48.26	45.72	-0613	19
45.72	43.18	-0612	18
43.18	40.64	-0611	17
40.64	38.10	-0610	16
38.10	35.56	-0609	15
35.56	33.02	-0608	14
33.02	30.48	-0607	13
30.48	27.94	-0606	12
27.94	25.40	-0605	11
25.40	22.86	-0604	10
22.86	20.32	-0603	9
20.32	17.78	-0602	8
17.78	15.24	-0601	7
15.24	12.70	-0600	6
12.70	10.16	-0599	5
10.16	7.62	-0598	4
7.62	5.08	-0597	3
5.08	2.54	70475-0596	2
(B)	A	MATERIAL No.	極数

C 変更 (J2004-4519)		M.S.	04/05/31	材料 MATERIAL	MOLEX-JAPAN CO.,LTD. 日本モレックス株式会社
B 変更 (T20159)		H.I.	92/5/20	注記参照	
A 変更 (T90267)		M.S.	89/9/8	仕上げ FINISH 注記参照	EDP. NO. —#—
角度 ANGLE	±3°	H.I.	88/11/17	適用電線範囲 WIRE RANGE AWC#24	ENG. NO. SD-70475-0****
30以上 OVER	+0.3	M.S.		被覆外径 INS. RANGE Ø 1.35 MAX.	REV C
10以上 OVER 30 UNDER	+0.25	M.S.		DRAWN BY 11/17/88 CHK'D BY T.FURUHATA M.SASAO	TITLE 名称 (OPTION D) SL 2.54 SINGLE ROW ASSEMBLY, MALE I.D. CONN. -LEAD FREE-
10未満 UNDER	+0.2	M.S.		APP'D BY S.YAMADA 尺度 SCALE 4-1	
一般公差 GENERAL TOLERANCES	REVISE ONLY ON CAD SYSTEM				