

RoHS Compliant Product

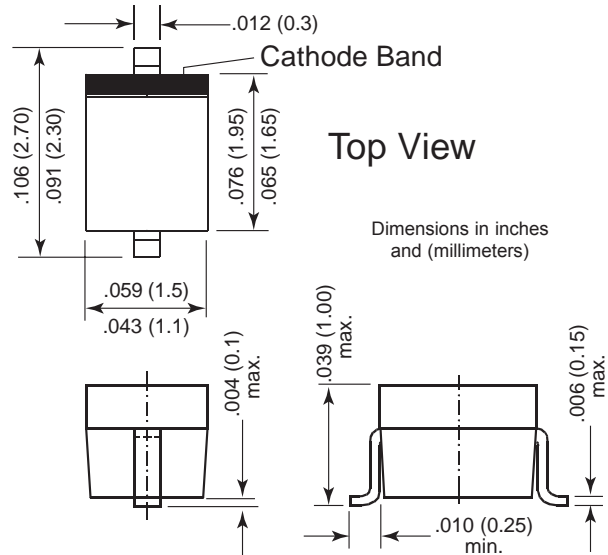
A suffix of "-C" specifies halogen & lead-free

## FEATURES

- \* Extremely Low VF
- \* Extremely thin package
- \* Low stored charge
- \* Majority carrier conduction



SOD-323(SC-76)



## MECHANICAL DATA

- \* Case: Molded plastic, JEDEC SOD-323(SC-76)
- \* Terminal : Solder plated, solderable per MIL-STD-750, Method 2026
- \* Polarity : Indicated by cathode band
- \* Mounting Position : Any
- \* Weight : 0.000159 ounce, 0.0045 gram

## MAXIMUM RATING AND ELECTRICAL CHARACTERISTICS

Rating 25°C ambient temperature unless otherwise specified.  
Single phase half wave, 60Hz, resistive of inductive load.  
For capacitive load, derate current by 20%

Parameter	Conditions	Symbol	Min.	Typ.	Max.	Unit
Repetitive Peak Reverse Voltage		$V_{RM}$			30	V
Continuous Reverse Voltage		$V_R$			30	V
Forward Voltage	$I_F = 100\text{mA DC}$	$V_F$			0.36	V
Reverse Current	$V_R = 10\text{V DC}$	$I_R$			30	$\mu\text{A}$
Mean Rectifying Current		$I_O$			500	mA
Forward Surge Current	8.3ms Single Half Sine-Wave Superimposed on Rate Load (JEDEC Method)	$I_{FSM}$		2000		mA
Forward Voltage	$I_F = 500\text{mA DC}$	$V_F$			0.47	V
Storage Temperature		$T_J$	-40		+125	°C
Operating Temperature		$T_{STG}$	-40		+125	°C

RATING AND CHARACTERISTIC CURVES (SCS551V-30)

● **Electrical characteristic curves** ( $T_a = 25^\circ\text{C}$ )

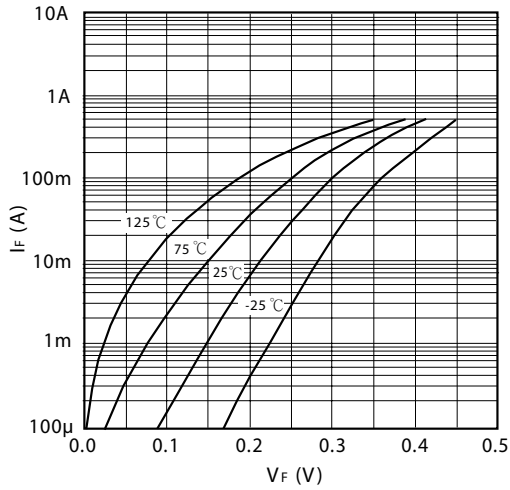


Fig.1 Forward characteristics

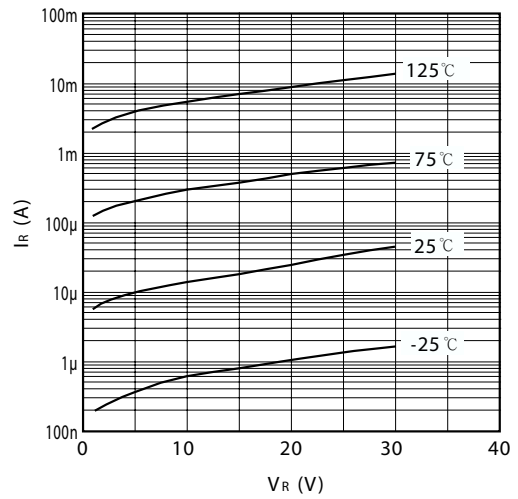


Fig.2 Reverse characteristics

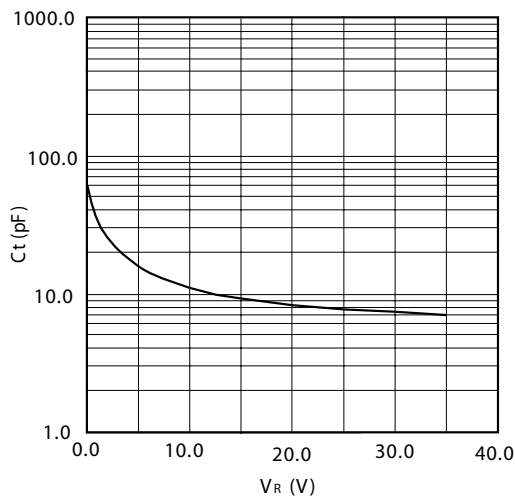


Fig.3 Capacitance between terminals characteristics

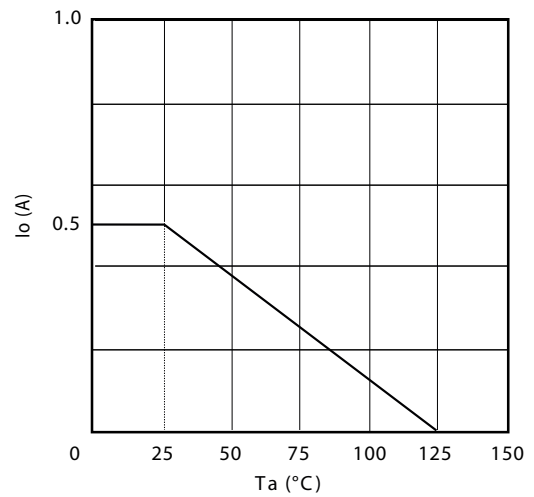


Fig.4 Derating curve