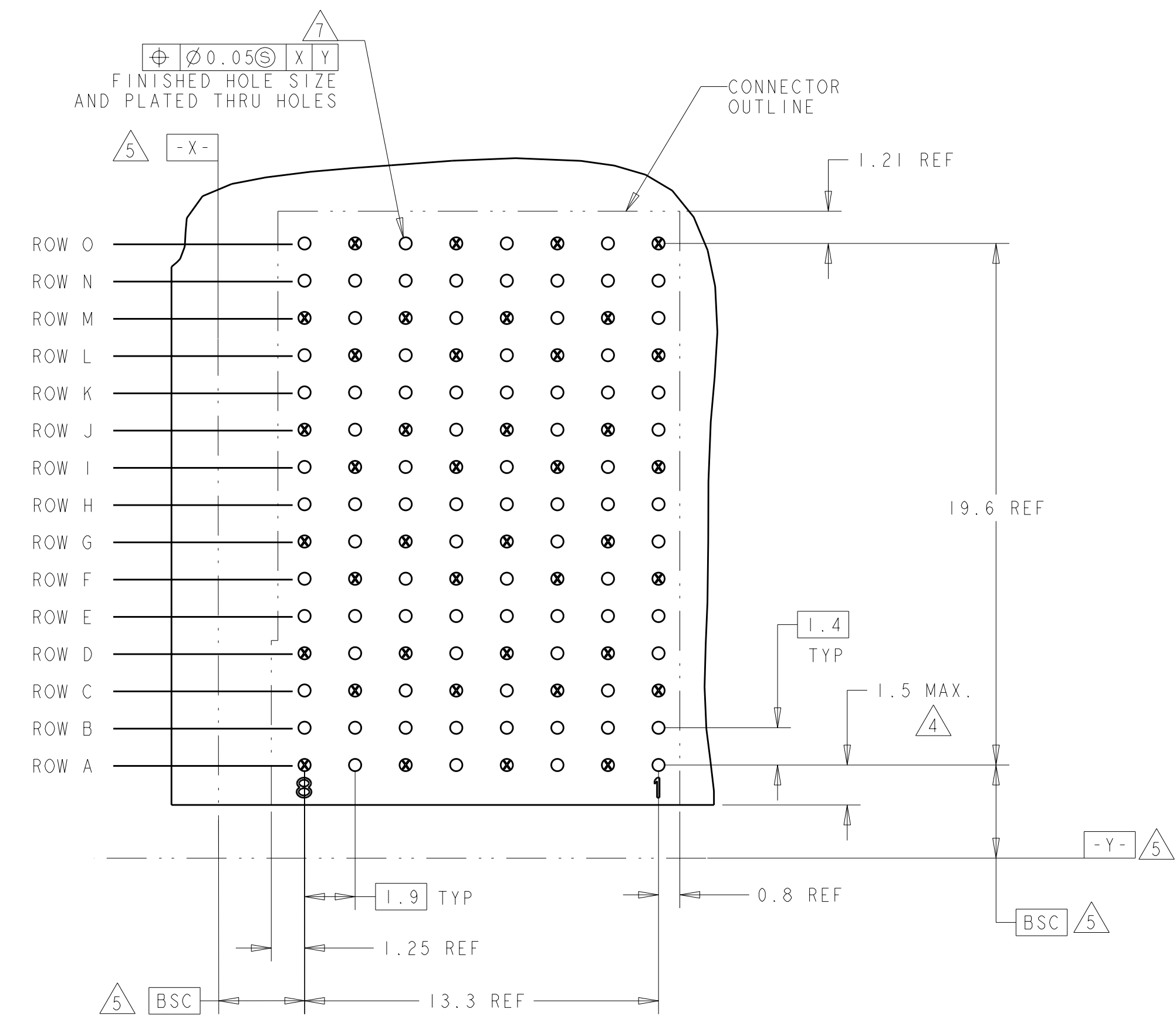
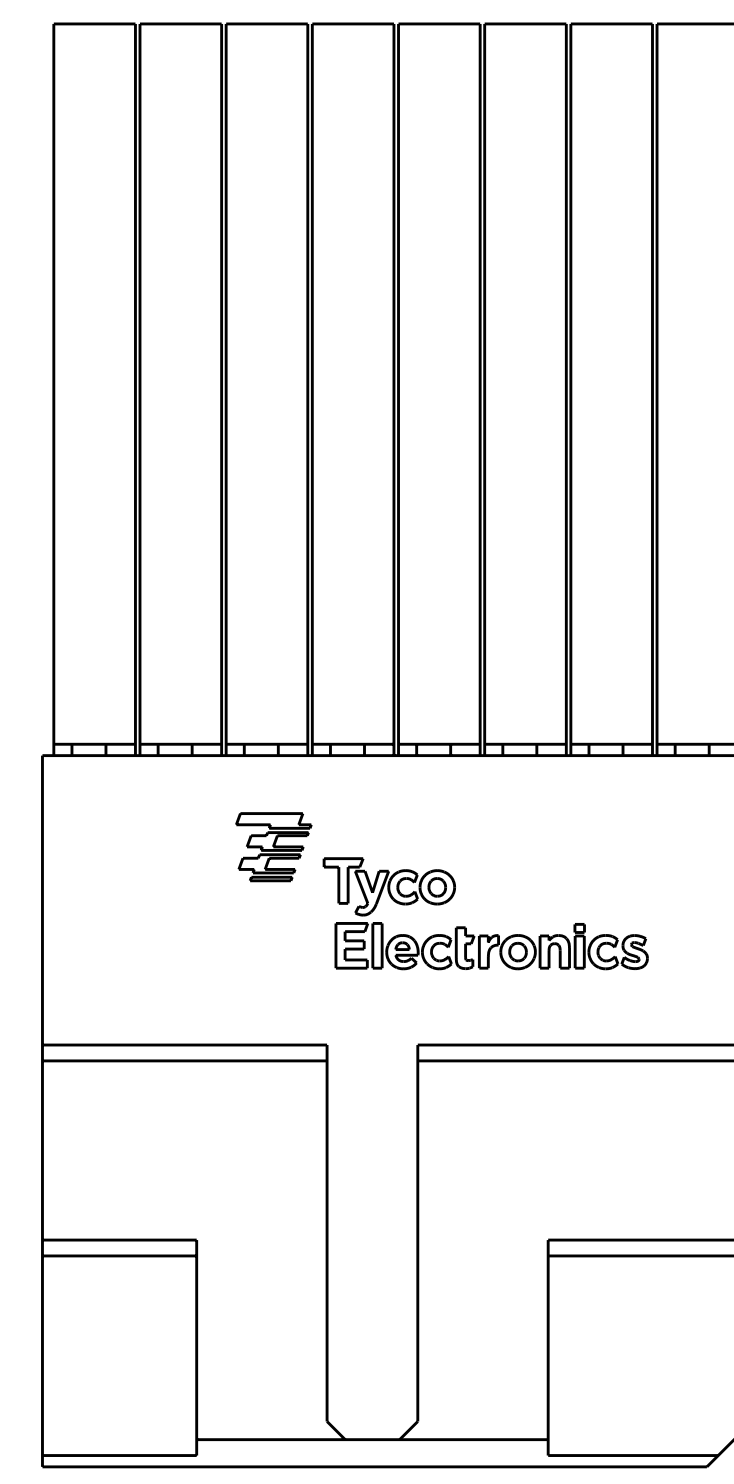


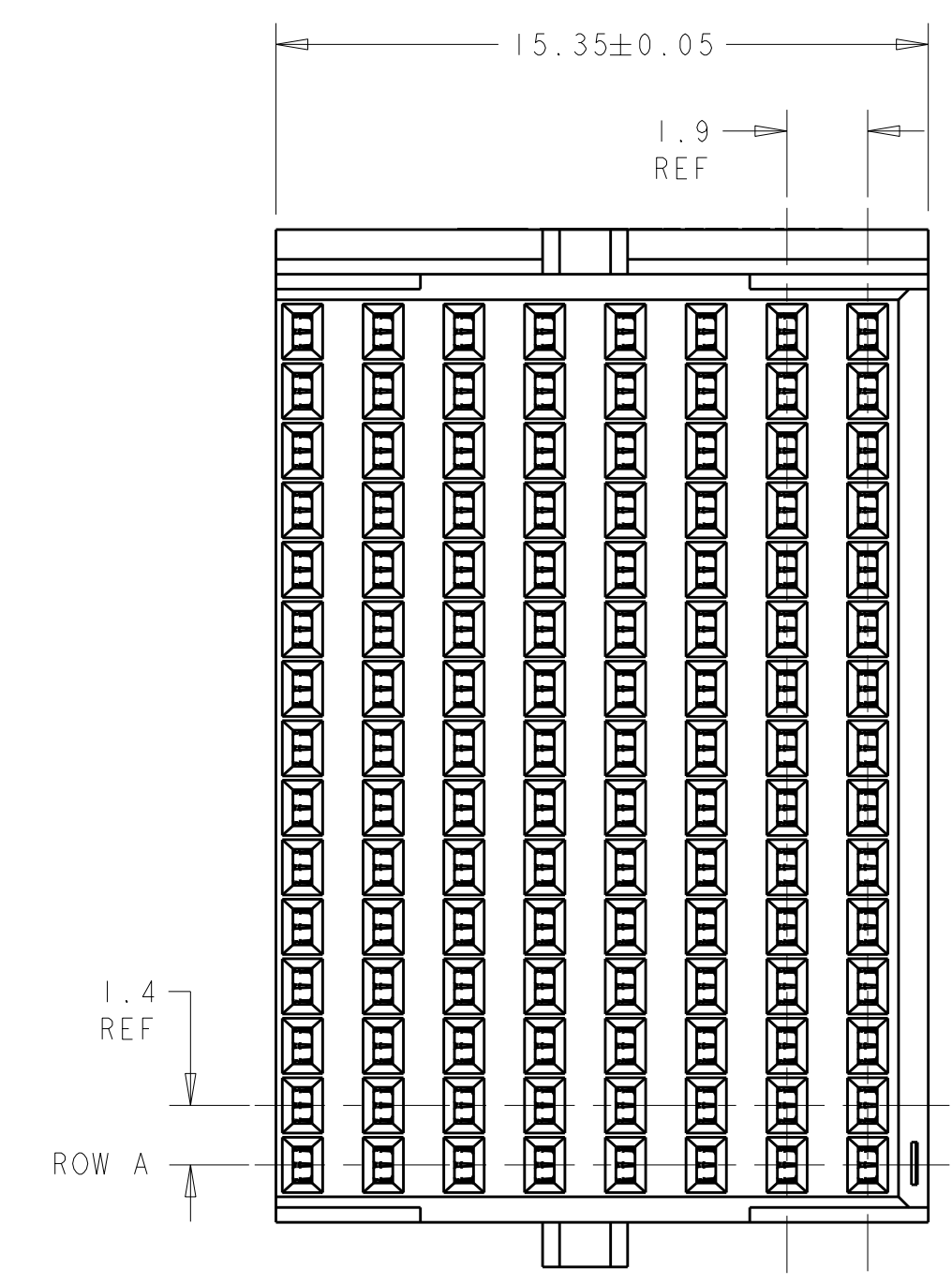
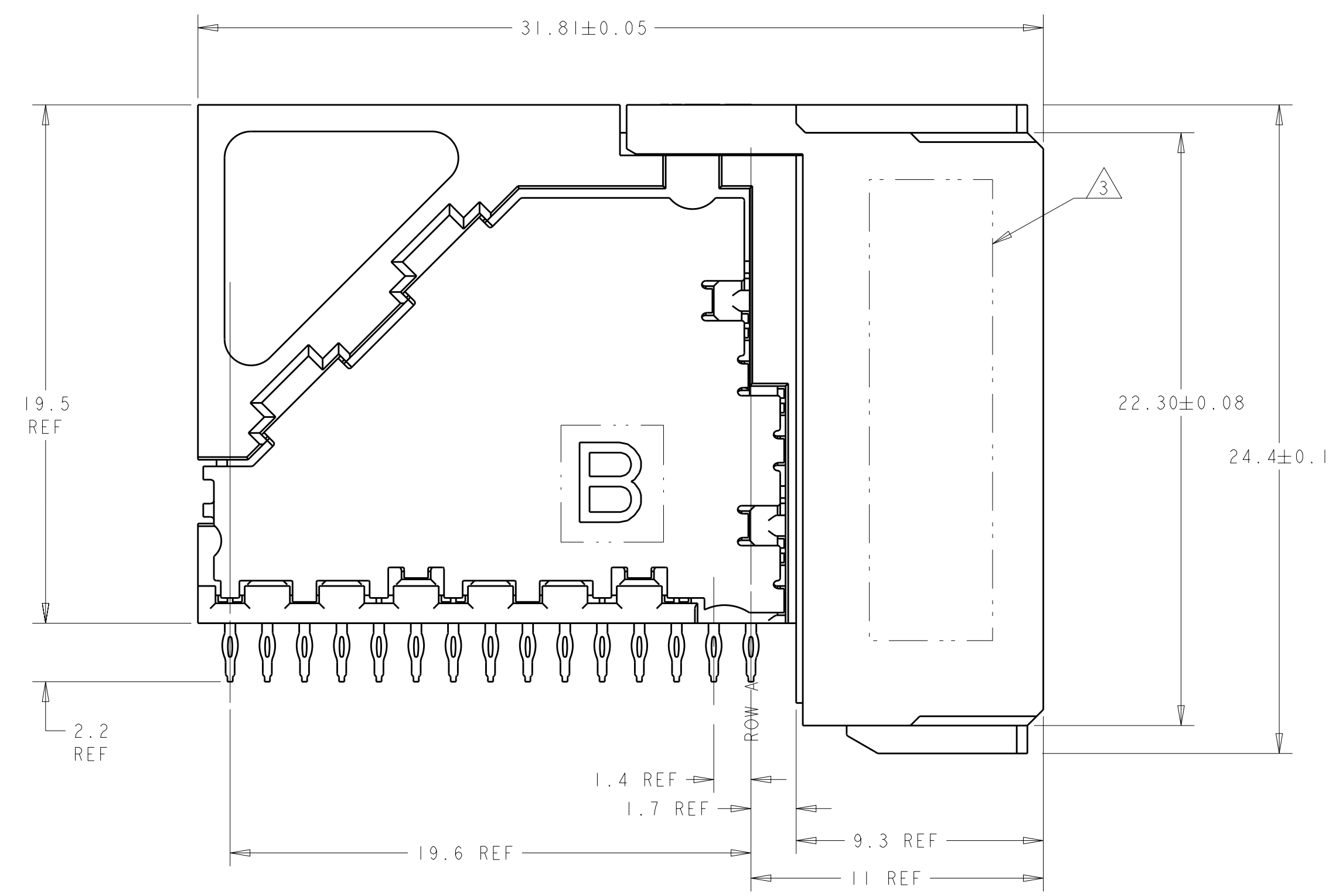
LOC	DIST	REV	DATE	BY	CHK	APP'D
AD	00	A	27AUG2007	BC	RP	
		B	04MAY2009	AEG	DD	



○ = SIGNAL
 ⊗ = GROUND
 RECOMMENDED PC BOARD LAYOUT
 DAUGHTER BOARD
 COMPONENT SIDE SHOWN
 SCALE 6:1



- △ MATERIAL:
CONTACT AND SHIELD - PHOS BRONZE
HOUSING AND CHICKLET - LCP, UL 94V-0, COLOR - BLACK
- △ FINISH:
CONTACT: MATING AREA - 0.76µm MIN GOLD OVER 1.27µm MIN NICKEL
COMPLIANT PIN AREA - 0.5µm MIN MATTE TIN OVER 1.27µm MIN NICKEL
SHIELD: 1.27µm MIN NICKEL
- △ CONNECTOR MARKED ON EITHER SIDE OF HOUSING WITH PART NUMBER, DATE CODE AND STANDARD IN APPROXIMATE AREA SHOWN.
- △ DIMENSION APPLIES TO CENTERLINE OF THRU HOLE.
- △ DATUMS AND BASIC DIMENSIONS ESTABLISHED BY CUSTOMER.
- 6. CONTACT AREA LUBRICATED WITH BELLCORE APPROVED LUBRICANT. TECHNICAL REFERENCE: GR-1217-CORE, ISSUE 1, NOVEMBER 1995.
- △ REFERENCE APPLICATION SPEC 114-13202 FOR RECOMMENDED PLATED THRU HOLE DIAMETER AND PLATING THICKNESSES.
- △ THE GROUNDS IN EACH COLUMN ARE COMMONED.



1934218-1
 PART NUMBER

DIMENSIONS: mm 		TOLERANCES UNLESS OTHERWISE SPECIFIED: 9 PLC ± 1 PLC ± 2 PLC ± 3 PLC ± 4 PLC ± ANGLES ±		DWN S. J. MAGARO 31JAN2007 CHK W. DAVIS 31JAN2007 APP'D R. PATTERSON 27AUG2007 NAME PRODUCT SPEC APPLICATION SPEC WEIGHT CUSTOMER DRAWING		Tyco Electronics Corporation Harrisburg, PA 17105-3608 RECEPTACLE ASSEMBLY, 5 PAIR, 8 COLUMN SIZE CAGE CODE DRAWING NO A 100779 C=1934218 SCALE 6:1 SHEET 1 OF 1 REV B	
-----------------------	--	---	--	--	--	--	--