

PLEASE CHECK WWW.MOLEX.COM FOR LATEST PART INFORMATION

Part Number: [0512342002](#)
Status: **Active**
Description: CRC™ Shielded Rectangular I/O Plug Housing, For Plug Assembly, Male Terminal, Signal, 20 Circuits, Polarization Type A, Polarization Position B-2

Documents:

[Drawing \(PDF\)](#) [Product Specification PS-51238-018 \(PDF\)](#)
[Product Specification PS-51238-010 \(PDF\)](#) [RoHS Certificate of Compliance \(PDF\)](#)

Agency Certification

CSA	LR19980
TUV	R72081037
UL	E29179

General

Product Family	I/O Connectors
Series	51234
Application	N/A
Component Type	Housing
Product Name	CRC™
Type	N/A

Physical

Boot Color	N/A
Breakaway	No
Circuits (Loaded)	N/A
Circuits (maximum)	20
Color - Resin	Black
Durability (mating cycles max)	100
Flammability	94V-0
Gender	Male
Keying to Mating Part	Yes
Lock to Mating Part	Yes
Material - Plating Mating	n/a
Material - Resin	Polyester
Number of Rows	5
Orientation	Vertical
Packaging Type	Tray
Panel Mount	N/A
Pitch - Mating Interface (in)	0.118 In
Pitch - Mating Interface (mm)	3.00 mm
Pitch - Term. Interface (in)	0.118 In
Pitch - Term. Interface (mm)	3.00 mm
Polarized to Mating Part	Yes
Surface Mount Compatible (SMC)	No
Temperature Range - Operating	-40°C to +105°C
Termination Interface: Style	N/A
Waterproof / Dustproof	No

Electrical

Current - Maximum per Contact	1A, 2A, 3.5A, 3A
Shield Type	Full Shield
Shielded	Yes
Voltage - Maximum	250V AC (RMS)/DC

Material Info



EU RoHS

ELV and RoHS Compliant
REACH SVHC Contains SVHC: No
Halogen-Free Status
Not Halogen-Free

China RoHS



Need more information on product environmental compliance?

Email productcompliance@molex.com
 For a multiple part number RoHS Certificate of Compliance, [click here](#)

Please visit the [Contact Us](#) section for any non-product compliance questions.

Search Parts in this Series

[51234Series](#)

Mates With

[51238](#)

Use With

56116, 56117, 56118 and 56119 male terminal, [56380](#) plug shell body, [56381](#) plug shell cover

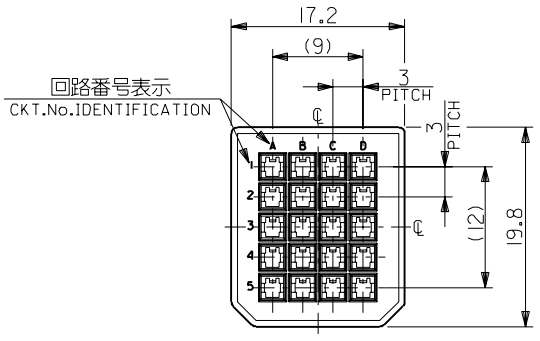
Reference - Drawing Numbers

Product Specification
Sales Drawing

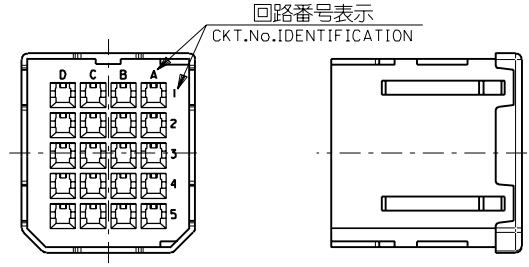
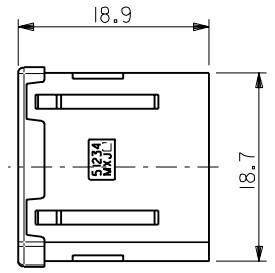
PS-51238-010, PS-51238-018, RPS-51238-001
SD-51234-005

This document was generated on 04/06/2010

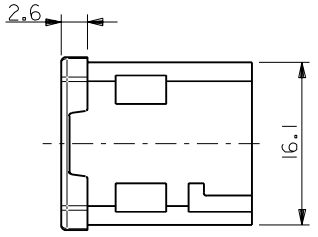
PLEASE CHECK WWW.MOLEX.COM FOR LATEST PART INFORMATION



嵌合側
MATING SIDE



電線挿入側
WIRE SIDE



注記
NOTES

1. 材質
MATERIAL
ガラス入りPBT樹脂 UL94V-0 色:黒
HOUSING : PBT G.F. UL94V-0 COLOR : BLACK
2. 適用端子 : 56116-8*90 , 56117-8*90
56118-8*90 , 56119-8*90
APPLICABLE CRIMP PIN : 56116-8*90 , 56117-8*90
56118-8*90 , 56119-8*90
3. 適用シエルボディ : 56380-2000
APPLICABLE SHELL BODY : 56380-2000
4. 適用シエルカバー : 56381-2000
APPLICABLE SHELL COVER : 56381-2000
5. 嵌合相手 : 51238-201*
MEET WITH : 51238-201*

<誤嵌合防止キー(極性)タイプ> <POLARITY KEY TYPE>

51234-2001	51234-2002	51234-2003	51234-2004	51234-2005
STANDARD TYPE	A TYPE	B TYPE	C TYPE	D TYPE

C-4	D	51234-2005	51234-**0*	20
C-3	C	51234-2004		
B-3	B	51234-2003		
B-2	A	51234-2002		
—	STANDARD	51234-2001		
POLARITY POSITION (CIRCUIT No.)	POLARITY TYPE	MATERIAL No.	MODEL No.	CIRCUIT

EC NO. DRWN: CHK: APPR:	EC NO. DRWN: CHK: APPR:	EC NO. DRWN: CHK: APPR:	REVISED 01/10/04 EC NO. J2002-0786 DRWN: S.AKIYAMA CHK: J.MIYAZAWA APPR: Y.O.ITO	EC NO. JD2001-1040 DRWN: S.AKIYAMA CHK: J.MIYAZAWA APPR: H.IKESUGI	MATERIAL 材料 #	GENERAL TOLERANCES: (UNLESS SPECIFIED) 一般公差 10 UNDER 未満 ±0.2 10 OVER 以上 30 UNDER 未満 ±0.25 30 OVER 以上 ±0.3 ANGLE 角度 ±3°	SCALE 2-1 DESIGN UNITS mm INCH THIRD ANGLE PROJECTION	TITLE: COMPACT ROBOT CONN. (CRC) PLUG PIN HS'G	MATERIAL NO. SEE CHART	DRAWING NO. SD-51234-005	SHEET NO. 1 OF 1
			A	0	注記参照 SEE NOTES		DRAWN BY & DATE S. Akiyama 1/01/25 CHECKED BY & DATE J. Miyazawa / Y. Ito APPROVED BY & DATE H. Ikesugi	MOLEX INCORPORATED			
					WIRE RANGE 適用電線範囲 #						
					INS. RANGE 被覆外径 #						