

VXO-SW-S-8p

SMD VCXO
Sine wave

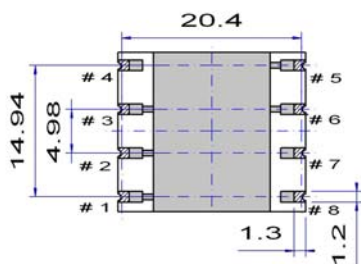

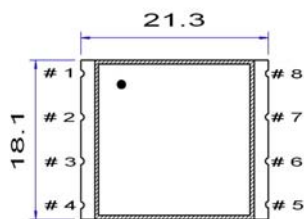
QuartzCom
the communications company



Features

- Applications: telecommunications, instrumentation, microwave
- Output frequency up to 1 GHz
- Low phase noise
- Wide frequency pulling range up to ± 200 ppm

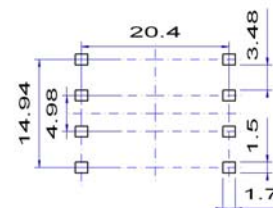
Parameter	Specification	
	VXO-SW-3S-8p	VXO-SW-5S-8p
Frequency range	100 ~ 500 MHz	100 ~ 1'000 MHz (1 GHz)
Standard frequencies	50.40, 122.88, 250.00 MHz & 500.00 MHz	
Supply voltage	+3.3 V ± 5 %	+5.0 V ± 5 %
Supply current	25 ~ 100 mA	70 ~ 125 mA
Frequency stability (all inclusive) (*)	$\pm 25 \sim \pm 50$ ppm $\pm 50 \sim \pm 100$ ppm	over -20 ~ +70 °C over -40 ~ +85 °C
Output signal	Sine wave	
Output voltage	0 dBm	3 ~ 7 dBm
Output load	50 Ω	
Frequency pulling range	$\pm 50 \sim \pm 200$ ppm	± 100 ppm
Voltage control	+1.65 V ± 1.35 V	+2.5 V ± 2.0 V
Phase noise @ 122.88 MHz carrier frequency	-90 dBc/Hz -120 dBc/Hz -145 dBc/Hz -155 dBc/Hz -160 dBc/Hz	@ 10 Hz @ 100 Hz @ 1 kHz @ 10 kHz @ 100 kHz
Operating temperature range	-20 ~ +70 °C -40 ~ +85 °C	commercial application industrial application
Packaging unit	tray	25 pieces
(*) All inclusive frequency stability vs. temperature, tolerance, aging, supply & load variation		
Customer specifications on request		



Pin function

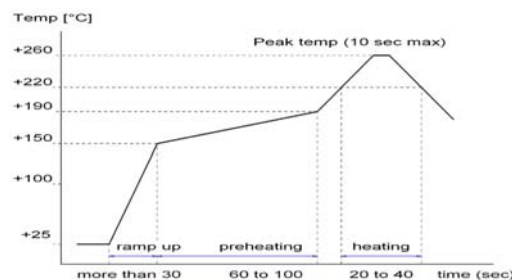
- # 1 GND
- # 2 GND
- # 3 GND
- # 4 Vc Voltage control
- # 5 GND
- # 6 GND
- # 7 Output
- # 8 Vcd

Example for solder pattern



Do not design any conductive path between the pattern

Example for IR reflow soldering temperature



2002/95/EC RoHS compliant