

**PLEASE CHECK WWW.MOLEX.COM FOR LATEST PART INFORMATION**

**Part Number:** [0015474234](#)  
**Status:** **Active**  
**Overview:** [cgrid\\_sl\\_products](#)  
**Description:** 2.54mm (.100") C-Grid SL™ Single Row, Female, Version A Receptacle, 23 Circuits

**Documents:**

[3D Model](#) [Product Specification PS-70430 \(PDF\)](#)  
[Drawing \(PDF\)](#) [RoHS Certificate of Compliance \(PDF\)](#)

**Agency Certification**

CSA LR19880  
 UL E29179

**General**

Product Family [FFC/FPC Connectors](#)  
 Series [70430](#)  
 Overview [cgrid\\_sl\\_products](#)  
 Product Name [SL™](#)

**Physical**

Circuits (Loaded) 23  
 Contact Position N/A  
 Durability (mating cycles max) 50  
 Entry Angle Vertical  
 Flammability 94V-0  
 Number of Rows 1  
 Orientation Vertical  
 PC Tail Length (in) 0.130 In  
 PC Tail Length (mm) 3.30 mm  
 PCB Retention None  
 PCB Thickness Recommended (in) 0.062 In, 0.093 In  
 PCB Thickness Recommended (mm) 1.60 mm, 2.40 mm  
 Packaging Type Tube  
 Pitch - Mating Interface (in) 0.100 In  
 Pitch - Mating Interface (mm) 2.54 mm  
 Polarized to PCB No  
 Stackable Yes  
 Temperature Range - Operating -40°C to +105°C  
 Termination Interface: Style IDT or Pierce  
 Wire/Cable Type FFC/FPC

**Electrical**

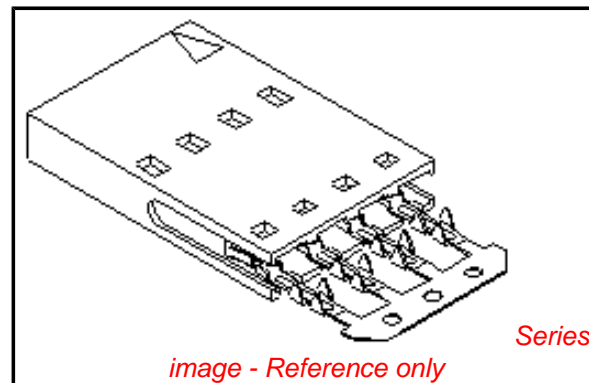
Current - Maximum per Contact 1A, 2A  
 Voltage - Maximum 250V

**Material Info**

Old Part Number 70430-0372

**Reference - Drawing Numbers**

Product Specification PS-70430  
 Sales Drawing SDA-70430-0351-0374



*image - Reference only*

**EU RoHS**

**ELV and RoHS  
 Compliant**  
**REACH SVHC  
 Not Reviewed**  
**Halogen-Free  
 Status**

**China RoHS**



**Need more information on product  
 environmental compliance?**

Email [productcompliance@molex.com](mailto:productcompliance@molex.com)  
 For a multiple part number RoHS Certificate of  
 Compliance, [click here](#)

Please visit the [Contact Us](#) section for any  
 non-product compliance questions.

**Search Parts in this Series**

[70430Series](#)

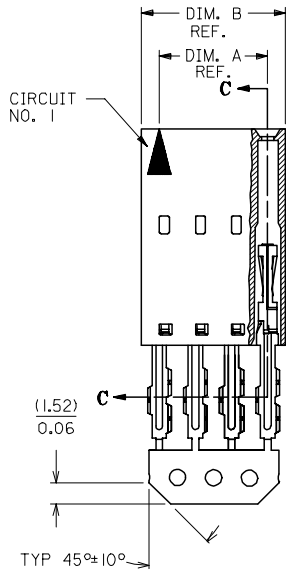
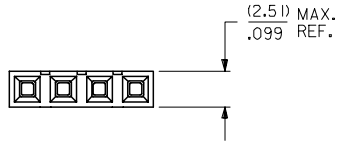
**Mates With**

2.54mm (.100") pitch, single or dual  
 row,breakaway headers

"A" - OPTION

NOTES:

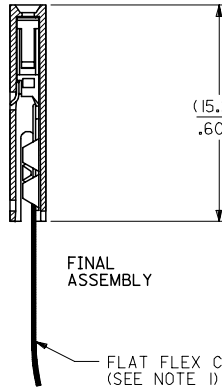
- 1) PRE LOADED ASSEMBLY TO BE USED WITH (0.30)/.012 MAX. THICK FLAT FLEX CABLE WITH (1.57)/.062 WIDE COPPER CONDUCTORS ON (2.54)/.100 CENTERS OR, (0.13)/.005 - (0.28)/.011 THICK MYLAR WITH (1.02)/.040 - (1.65)/.065 WIDE SILVER INK CONDUCTORS ON (2.54)/.100 CENTERS.
- 2) STANDARD PACKING PER PK70873-0001 SHALL BE USED.
- 3) SEE CHART FOR CIRCUIT SIZES, 'A' AND 'B' DIMENSIONS.
- 4) TWO (2) CIRCUIT ASSEMBLIES SUPPLIED AS GROUPED PAIRS.
- 5) PART MATES WITH (0.64)/.025 SQ. PINS, (8.13)/.320 TO (5.08)/.200 LONG ON (2.54)/.100 CENTERS.
- 6) REFER TO SDA-70430-\*\*\*\* (SHEET 3) FOR MINOR VARIATIONS TO 'G' OPTION HOUSINGS.
- 7) PARTS CONFORM TO CLASS B OF COSMETIC SPECIFICATION PS-45499-002.



SECTION C-C



PRE-LOAD ASSEMBLY



FINAL ASSEMBLY  
FLAT FLEX CABLE (F.F.C.)  
(SEE NOTE 1)

HOUSING MATERIAL: GLASS FILLED POLYESTER, UL 94V-0.

TERMINAL MATERIAL: PHOSPHOR BRONZE.

PLATING: 30 GOLD - .000030 MINIMUM  
.000075 MINIMUM  
.000050 MINIMUM

GOLD PLATE IN SELECT AREA,  
TIN PLATE IN SELECT AREA,  
NICKEL PLATE OVER-ALL.

CONTACT PLATING	COLOR CODE
TIN	NONE
15 GOLD	YELLOW
30 GOLD	RED

CKT. SIZE	EDP. NO.	ENG. NO.	A	B
2	015-47-4024	70430-0351	(2.54) .100	(5.05) .199
3	015-47-4034	70430-0352	(5.08) .200	(7.59) .299
4	015-47-4044	70430-0353	(7.62) .300	(10.13) .399
5	015-47-4054	70430-0354	(10.16) .400	(12.67) .499
6	015-47-4064	70430-0355	(12.70) .500	(15.21) .599
7	015-47-4074	70430-0356	(15.24) .600	(17.75) .699
8	015-47-4084	70430-0357	(17.78) .700	(20.29) .799
9	015-47-4094	70430-0358	(20.32) .800	(22.83) .899
10	015-47-4104	70430-0359	(22.86) .900	(25.37) .999
11	015-47-4114	70430-0360	(25.40) 1.000	(27.91) 1.099
12	015-47-4124	70430-0361	(27.94) 1.100	(30.45) 1.199
13	015-47-4134	70430-0362	(30.48) 1.200	(32.99) 1.299
14	015-47-4144	70430-0363	(33.02) 1.300	(35.53) 1.399
15	015-47-4154	70430-0364	(35.56) 1.400	(38.07) 1.499
16	015-47-4164	70430-0365	(38.10) 1.500	(40.61) 1.599
17	015-47-4174	70430-0366	(40.64) 1.600	(43.15) 1.699
18	015-47-4184	70430-0367	(43.18) 1.700	(45.69) 1.799
19	015-47-4194	70430-0368	(45.72) 1.800	(48.23) 1.899
20	015-47-4204	70430-0369	(48.26) 1.900	(50.77) 1.999
21	015-47-4214	70430-0370	(50.80) 2.000	(53.31) 2.099
22	015-47-4224	70430-0371	(53.34) 2.100	(55.85) 2.199
23	015-47-4234	70430-0372	(55.88) 2.200	(58.39) 2.299
24	015-47-4244	70430-0373	(58.42) 2.300	(60.93) 2.399
25	015-47-4254	70430-0374	(60.96) 2.400	(63.47) 2.499

ADD TOLERANCE FC NO. UCP2007-2849 DRAWN: JORGAN 2007/05/18 CHKD: MS BARRA 2007/05/21 APPR: SMILLER 2007/05/21 REVISIONS DESCRIPTION	QUALITY SYMBOLS	GENERAL TOLERANCES (UNLESS SPECIFIED)	DIMENSION STYLE	SCALE	DESIGN UNITS	THIRD ANGLE PROJECTION
	▽=0 ▽=0	mm INCH 4 PLACES ± --- ± --- 3 PLACES ± --- ± .010 2 PLACES ± 0.25 ± .015 1 PLACE ± 0.38 ± --- ANGULAR ±1/2°	MM/IN	4:1	INCH	☉ □ THIRD ANGLE PROJECTION
	DRAWN BY DATE RAS 1986/07/21 CHECKED BY DATE MJM 1986/07/21 APPROVED BY DATE WAZ 1986/07/21 MATERIAL NO. DOCUMENT NO.	TITLE ASSEMBLY, CONNECTOR FFC FEMALE SINGLE ROW (2.54)/.100		MOLEX INCORPORATED		SHEET NO. 1 OF 1
	DRAFT WHERE APPLICABLE MUST REMAIN WITHIN DIMENSIONS		SEE TABLE		SDA-70430-0351-0374	