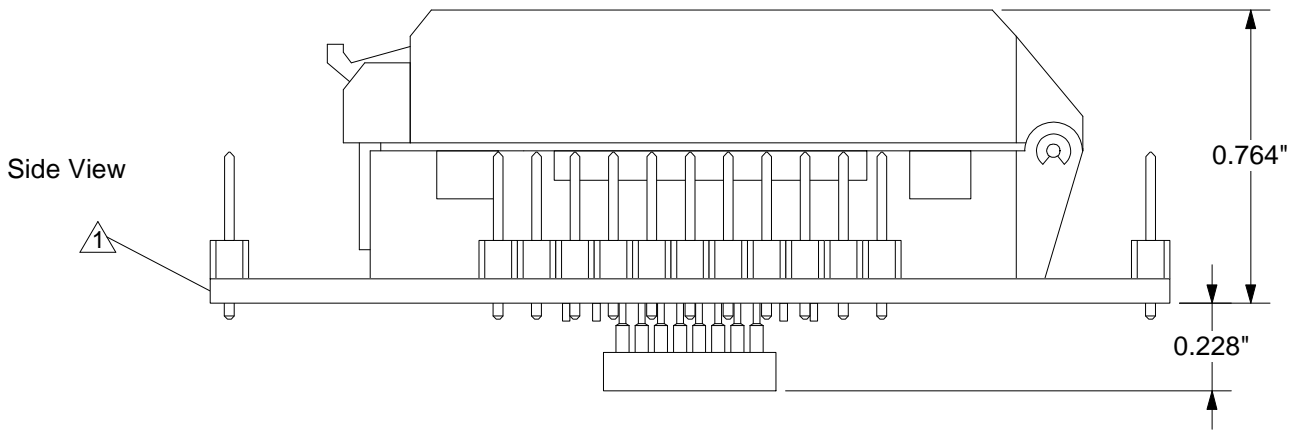
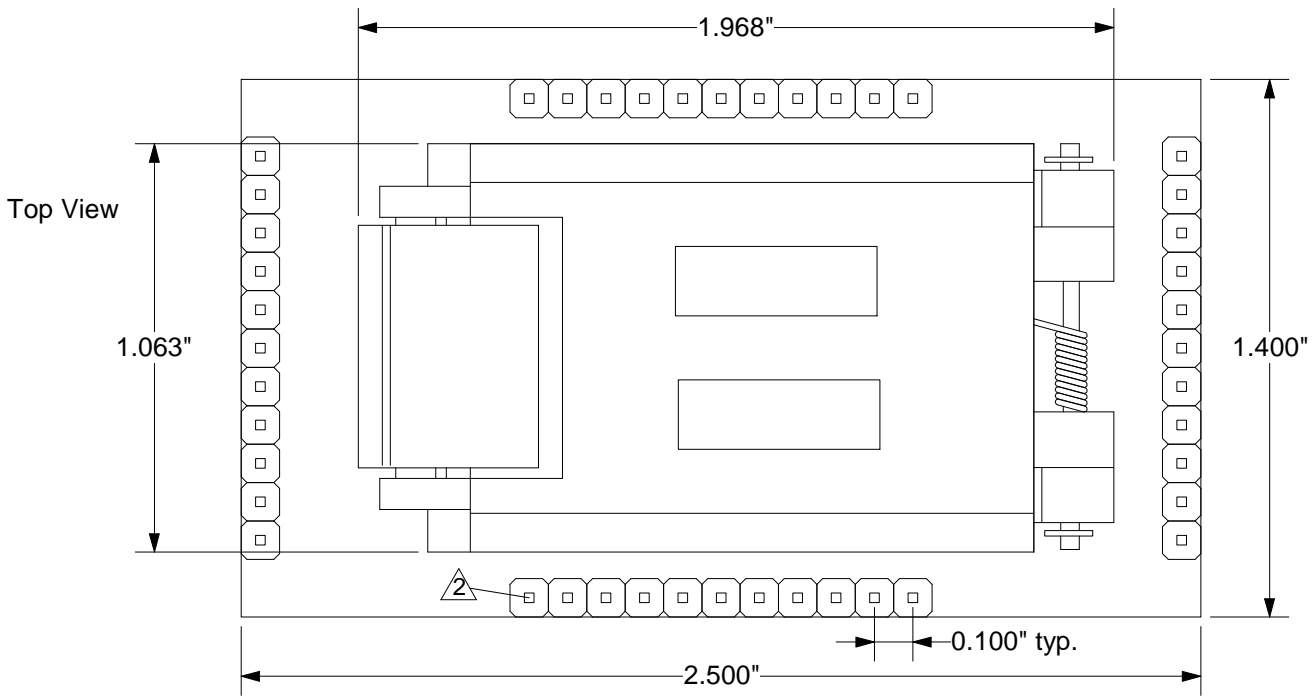
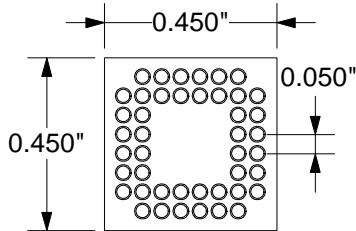


1 Material: 0.0625" ± 0.007" Fr4/G10  
 2 Test Points: 0.25" sq. post. Gold flash on contact area, 150µ" Tin on tail.




Bottom View (Mini-grid socket only)



Description: Carrier Adaptor  
 44 position (0.8mm pitch) QFP Zero Insertion Force socket with test points to 44 position (0.05" center) Mini-grid socket interface.

All tolerances are ±0.005" unless otherwise specified. Materials and specifications are subject to change without notice.

|   |                                |            |               |
|---|--------------------------------|------------|---------------|
| <b>CA-QFE44SA-M-Z-T-01 DRAWING</b>  | Status: Released               | Scale: 2:1 | Rev: A        |
|  © 1999 IRONWOOD ELECTRONICS, INC.<br>PO BOX 21151 ST. PAUL, MN 55121<br>Tele: (651) 452-8100<br>www.ironwoodelectronics.com | Drawing: J. Kocon              |            | Date: 7/14/99 |
|   | File: CA-QFE044SA-M-Z-T-01 Dwg | ECO#       |               |