



MBR140~MBR1200

SCHOTTKY BARRIER RECTIFIERS

VOLTAGE 40 to 200 Volts **CURRENT** 1.0 Amperes

DO-41

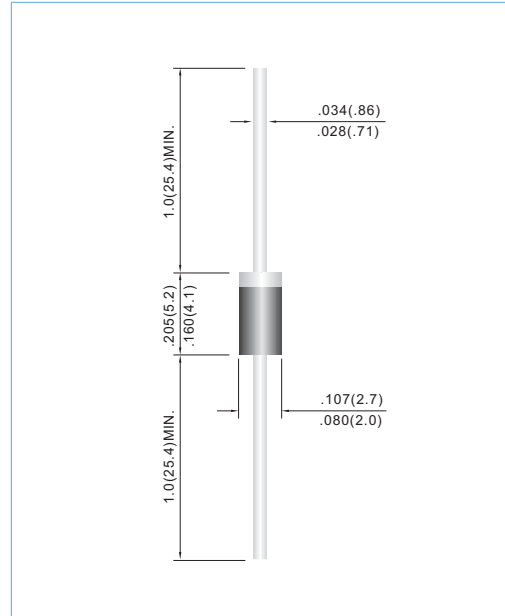
Unit: inch(mm)

FEATURES

- Plastic package has Underwriters Laboratory Flammability Classification 94V-O utilizing Flame Retardant Epoxy Molding Compound.
- Exceeds environmental standards of MIL-S-19500/228
- For use in low voltage,high frequency inverters ,free wheeling , and polarity protection applications .
- In compliance with EU RoHS 2002/95/EC directives

MECHANICAL DATA

- Case: DO-41 Molded plastic
- Terminals: Axial leads, solderable per MIL-STD-750,Method 2026
- Polarity: Color band denotes cathode
- Mounting Position: Any
- Weight: 0.0118 ounces, 0.336 grams



MAXIMUM RATINGS AND ELECTRICAL CHARACTERISTICS

Ratings at 25°C ambient temperature unless otherwise specified. Single phase, half wave, 60 Hz, resistive or inductive load.

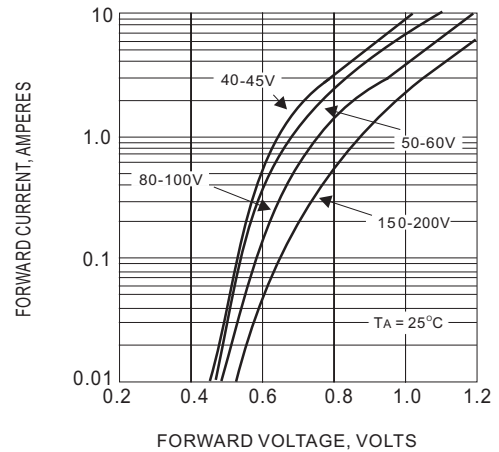
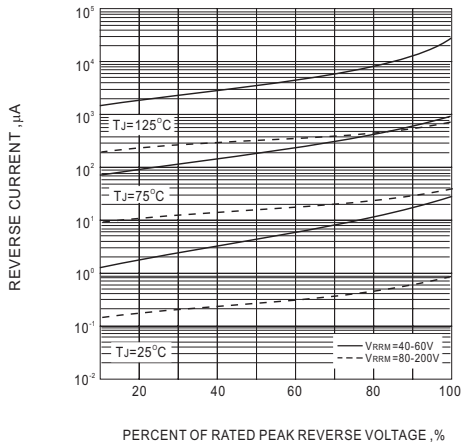
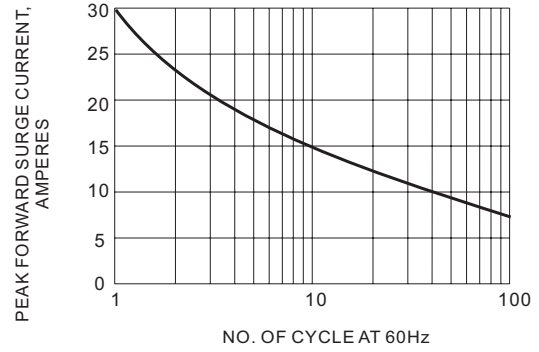
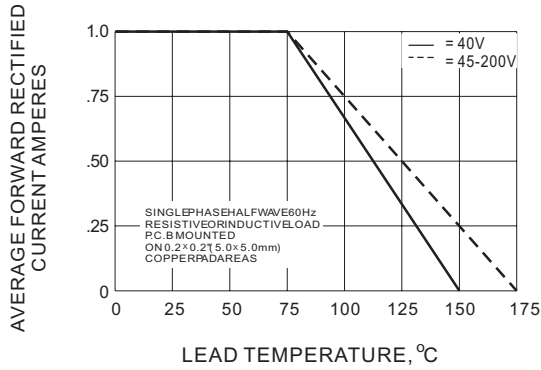
PARAMETER	SYMBOL	MBR140	MBR145	MBR150	MBR160	MBR180	MBR190	MBR1100	MBR1150	MBR1200	UNITS
Maximum Recurrent Peak Reverse Voltage	V_{RRM}	40	45	50	60	80	90	100	150	200	V
Maximum RMS Voltage	V_{RMS}	28	31.5	35	42	56	63	70	105	140	V
Maximum DC Blocking Voltage	V_{DC}	40	45	50	60	80	90	100	150	200	V
Maximum Average Forward Rectified Current .375"(9.5mm) lead length (See Figure 1)	$I_{F(AV)}$	1.0									A
Peak Forward Surge Current : 8.3ms single half sine-wave superimposed on rated load(JEDEC method)	I_{FSM}	30									A
Maximum Forward Voltage at 1.0A	V_F	0.7		0.74		0.8		0.9			V
Maximum DC Reverse Current $T_j=25^{\circ}C$ at Rated DC Blocking Voltage $T_j=100^{\circ}C$	I_R						0.05 10				mA
Typical Thermal Resistance	$R_{\theta JA}$						50				$^{\circ}C / W$
Operating Junction and Storage Temperature Rang	T_J, T_{STG}	-55 to +150				-65 to +175					$^{\circ}C$

PRELIMINARY



MBR140~MBR1200

RATING AND CHARACTERISTIC CURVES



PRELIMINARY