

PLEASE CHECK WWW.MOLEX.COM FOR LATEST PART INFORMATION

Part Number: [0366440006](#)
Status: **Active**
Overview: [mlx](#)
Description: 2.13mm (.084") Diameter MLX™ Pin and Socket Receptacle, 9 Circuit, PA Polyamide Nylon 6/6 94V-2, Glow Wire Compatible

Documents:

[3D Model](#) [Product Specification PS-42022-0001 \(PDF\)](#)
[Drawing \(PDF\)](#) [RoHS Certificate of Compliance \(PDF\)](#)

General

Product Family Crimp Housings
 Series [36644](#)
 Overview [mlx](#)
 Product Name MLX™

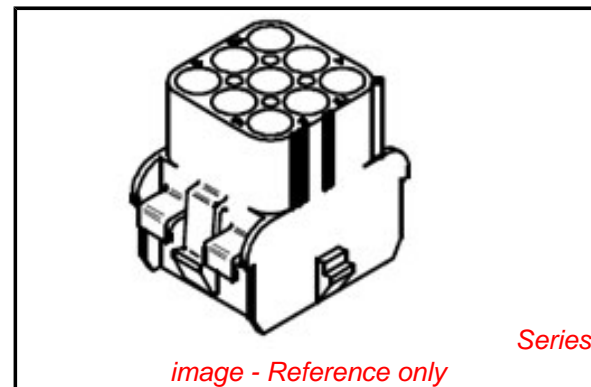
Physical

Circuits (maximum) 9
 Circuits Detail 9
 Color - Resin Natural
 Gender Female
 Glow-Wire Compliant Yes
 Keying to Mating Part None
 Lock to Mating Part Yes
 Material - Resin Nylon
 Number of Rows 3
 Packaging Type Bag
 Panel Mount No
 Pitch - Mating Interface (in) 0.250 In
 Pitch - Mating Interface (mm) 6.35 mm
 Pitch - Term. Interface (in) 0.250 In
 Pitch - Term. Interface (mm) 6.35 mm
 Polarized to Mating Part Yes
 Stackable No
 Temperature Range - Operating -55°C to +105°C

Material Info

Reference - Drawing Numbers

Packaging Specification PK-42022-**
 Product Specification PS-42022-0001
 Sales Drawing SD-42022-**



EU RoHS

**ELV and RoHS
 Compliant**
REACH SVHC
 Not Reviewed
**Halogen-Free
 Status**
Not Reviewed

China RoHS



**Need more information on product
 environmental compliance?**

Email productcompliance@molex.com
 For a multiple part number RoHS Certificate of Compliance, [click here](#)

Please visit the [Contact Us](#) section for any non-product compliance questions.

Search Parts in this Series

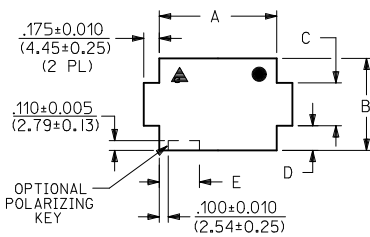
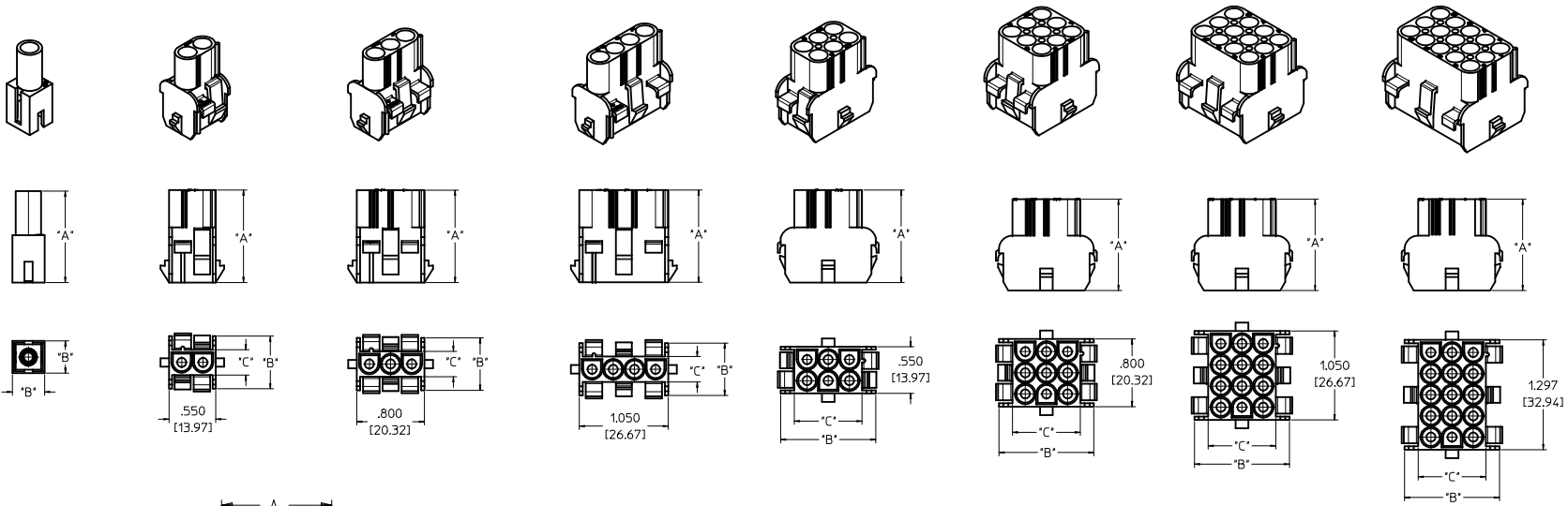
[36644Series](#)

Mates With

[42021](#) MLX™ Power Crimp Housing Plug

Use With

MLX Crimp Terminal [42023](#) , [42024](#)



RECOMMENDED PANEL CUTOUT

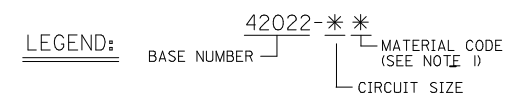
PANEL THICKNESS: .030-.090/(0.76-2.29)
(SEE NOTE 6)

CIRCUIT SIZE	DIMENSIONS				
	A±.005	B±.005	C±.010	D±.010	E±.010
2	.565 (14.35)	.530 (13.46)	.340 (8.64)	.095 (2.41)	.250 (6.35)
3	.815 (20.70)	.530 (13.46)	.340 (8.64)	.095 (2.41)	.250 (6.35)
4	1.065 (27.05)	.530 (13.46)	.340 (8.64)	.095 (2.41)	.250 (6.35)
6	.565 (14.35)	1.030 (26.16)	.480 (12.19)	.275 (6.99)	.250 (6.35)
8	2.065 (52.45)	.530 (13.46)	.340 (8.64)	.095 (2.41)	.250 (6.35)
9	.815 (20.70)	1.030 (26.16)	.480 (12.19)	.275 (6.99)	.250 (6.35)
12	1.065 (27.05)	1.030 (26.16)	.480 (12.19)	.275 (6.99)	.350 (8.89)
15	1.315 (33.40)	1.030 (26.16)	.480 (12.19)	.275 (6.99)	.350 (8.89)

- ▲ - CIRCUIT #1 LOCATION WHEN USING POLARIZING KEY OPTION WITH 2, 3, 4 AND 8 CIRCUIT HOUSINGS.
- - OPTION WITH 6, 9, 12 AND 15 CIRCUIT HOUSINGS.

NOTES:

- 1) MATERIAL CODES:
 - *A* = PA6/6, V-2
COLOUR: NATURAL-TRANSLUCENT
 - *C* = PA66/6, V-0
COLOUR: NATURAL-OPAQUE
 - *D* = PA6, 94V-2
COLOUR-NATURAL
FOR GLOW WIRE APPLICATION WITH
CTI OF 325 VOLTS,AS PER IEC-60335-1 4TH EDITION
 - *E* = NYLON PA6, 94V-2
COLOUR- BLACK (ZYTEL 101F)
- 2) UNLESS OTHERWISE INDICATED, DIMENSIONS ARE FOR REFERENCE ONLY.
- 3) CAP HOUSINGS MATE WITH :
 - PLUG HOUSINGS, .084/(2.13) DIA. SERIES: (42021-**)
- 4) HOUSINGS DESIGNED TO BE USED WITH TERMINALS:
 - PINS, .084/(2.13) DIA. SERIES: (42023-****)
 - SOCKETS, .084/(2.13) DIA. SERIES: (42024-****)
- 5) CONTACTS ARE ON .250/(6.35) GRID CENTERLINE SPACING.
- 6) PANEL TO BE PUNCHED SO THAT THE HOUSING ENTERS THE PANEL OPPOSITE THE SIDE WITH THE BURR (I.E. OPPOSITE THE BREAK SIDE).
- 7) PRODUCT SPECIFICATION PS-42022-0001 APPLIES.
- 8) LEGEND SCHEME IS NOT APPLICABLE FOR GLOW WIRE COMPATIBLE PART NUMBERS



ENTER DESCRIPTION EC NO: 2005-0548 2009/11/28 CHN: 0300000000 2009/11/28 APPR: 0300000000 2009/11/28	QUALITY SYMBOLS	GENERAL TOLERANCES (UNLESS SPECIFIED)	DIMENSION STYLE	SCALE	DESIGN UNITS	THIRD ANGLE PROJECTION
	▽=0 ▽=0	mm INCH	MM ONLY	2:1	METRIC	
	DRIVER BY	DATE	TITLE			
	4 PLACES ± --- ± --- 3 PLACES ± --- ± --- 2 PLACES ± 0.25 ± --- 1 PLACE ± 0.36 ± --- ANGULAR ± --- °	87/11/15	HOUSING CAP .084/(2.13) DIA. SERIES			
APPROVED BY	DATE	MATERIAL NO.	DOCUMENT NO.	SHEET NO.		
GWF	87/11/15	9999999999	SD-42022-**-*	1 OF 2		
DRAFT WHERE APPLICABLE MUST REMAIN WITHIN DIMENSIONS THIS DRAWING CONTAINS INFORMATION THAT IS PROPRIETARY TO MOLEX INCORPORATED AND SHOULD NOT BE USED WITHOUT WRITTEN PERMISSION						

PART NO.	ENG. NO.	CIRCUIT SIZE	MATERIAL (SEE NOTE 1)	STATUS	DIM. "A"	DIM. "B"	DIM. "C"
050-84-2010	42022-1A	1	A	ACTIVE	1.090 (27.70)	.380 (9.65)	----
050-84-2012	42022-1C	1	C	ACTIVE			
366440001	36644-001	1	D	ACTIVE			
366480021	36648-021	1	E	ACTIVE			
050-84-2020	42022-2A	2	A	ACTIVE	1.090 (27.70)	.620 (15.75)	.300 (7.62)
050-84-2022	42022-2C	2	C	ACTIVE			
366440002	36644-002	2	D	ACTIVE			
366480022	36648-022	2	E	ACTIVE			
050-84-2030	42022-3A	3	A	ACTIVE	1.090 (27.70)	.620 (15.75)	.300 (7.62)
050-84-2032	42022-3C	3	C	ACTIVE			
366440003	36644-003	3	D	ACTIVE			
366480023	36648-023	3	E	ACTIVE			
050-84-2040	42022-4A	4	A	ACTIVE	1.090 (27.70)	.620 (15.75)	.300 (7.62)
050-84-2042	42022-4C	4	C	ACTIVE			
366440004	36644-004	4	D	ACTIVE			
366480024	36648-024	4	E	ACTIVE			
050-84-2060	42022-6A	6	A	ACTIVE	1.090 (27.70)	1.120 (28.45)	.800 (20.32)
050-84-2062	42022-6C	6	C	ACTIVE			
366440005	36644-005	6	D	ACTIVE			
366480025	36648-025	6	E	ACTIVE			
050-84-2090	42022-9A	9	A	ACTIVE	1.090 (27.70)	1.120 (28.45)	.800 (20.32)
050-84-2092	42022-9C	9	C	ACTIVE			
366440006	36644-006	9	D	ACTIVE			
366480026	36648-026	9	E	ACTIVE			
050-84-2120	42022-12A	12	A	ACTIVE	1.090 (27.70)	1.120 (28.45)	.800 (20.32)
050-84-2122	42022-12C	12	C	ACTIVE			
366440007	36644-007	12	D	ACTIVE			
366480027	36648-027	12	E	ACTIVE			
050-84-2150	42022-15A	15	A	ACTIVE	1.090 (27.70)	1.120 (28.45)	.800 (20.32)
050-84-2152	42022-15C	15	C	ACTIVE			
366440008	36644-008	15	D	ACTIVE			
366480028	36648-028	15	E	ACTIVE			

ENTER DESCRIPTION EC NO: 2005-0545 2006/11/08 CHKD: PRASAD 2006/11/23 APPR: PRASAD 2006/12/07	QUALITY SYMBOLS 60 30	GENERAL TOLERANCES (UNLESS SPECIFIED)		DIMENSION STYLE MM ONLY	SCALE DESIGN UNITS METRIC	<input type="checkbox"/> THIRD ANGLE <input checked="" type="checkbox"/> PROJECTION			
		4 PLACES ±--- ±--- 3 PLACES ±--- ±--- 2 PLACES ±0.25 ±--- 1 PLACE ±0.36 ±--- ANGULAR ±---°	mm INCH ±--- ±--- ±--- ±--- ±--- ±--- ±--- ±---	DRAWN BY RK DATE 87/11/15	CHECKED BY GWF DATE 87/11/15	TITLE HOUSING CAP .084/(2.13) DIA. SERIES	APPROVED BY GWF DATE 87/11/15	MATERIAL NO. DOCUMENT NO. SD-42022-***	SHEET NO. 2 OF 2
		DRAFT WHERE APPLICABLE MUST REMAIN WITHIN DIMENSIONS		SEE CHART		MOLEX INCORPORATED		THIS DRAWING CONTAINS INFORMATION THAT IS PROPRIETARY TO MOLEX INCORPORATED AND SHOULD NOT BE USED WITHOUT WRITTEN PERMISSION	
		D2							