



# MBR1040VL

## SURFACE MOUNT LOW FORWARD DROP SCHOTTKY BARRIER

**VOLTAGE** 40 Volts **CURRENT** 1.0 Amperes

SOD-123FL

Unit: inch ( mm )

### FEATURES

- Fast switching speed
- Surface mount package ideally suited for automatic insertion
- Electrical identical standard JEDEC.
- High conductor
- In compliance with EU RoHS 2002/95/EC directives

### MECHANICAL DATA

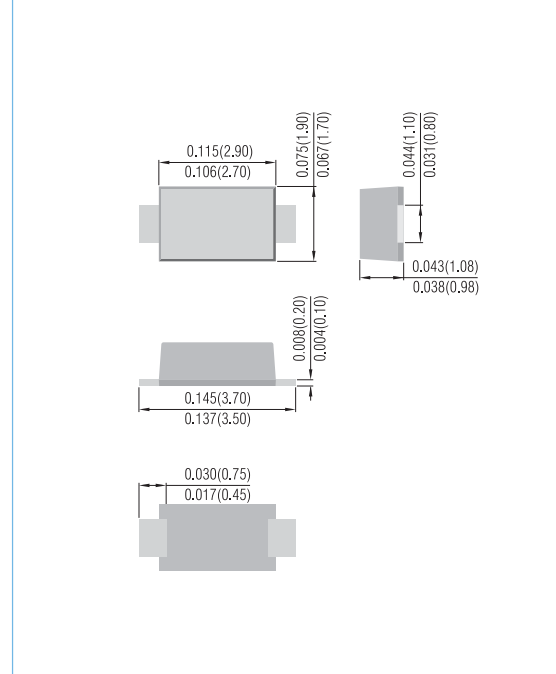
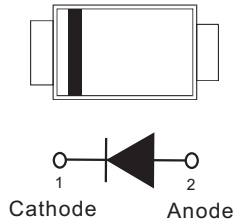
Case : SOD-123FL, Plastic

Terminals : Solderable per MIL-STD-750, Method 2026

Approx. Weight: 0.01 gram

Marking : RU

Polarity : Color band cathode



### ABSOLUTE RATINGS

PARAMETER	Symbol	Value	Units
Reverse Voltage	$V_R$	40	V
Peak Reverse Voltage	$V_{RRM}$	40	V
Average Rectified Current	$I_O$	1.0	A
Non-repetitive Peak Forward Surge Current at $t=8.3ms$	$I_{FSM}$	40	A

### THERMAL CHARACTERISTICS

PARAMETER	Symbol	Value	Units
Thermal Resistance , Junction to Ambient	$R_{\theta JA}$	125	$^{\circ}C/W$
Junction Temperature	$T_J$	125	$^{\circ}C$
Storage Temperature at Temp= $25^{\circ}C$	$T_{STG}$	-55 to 125	$^{\circ}C$

Note.1 Mounted with minimum recommended pad size, PC Board FR4.



# MBR1040VL

## ELECTRICAL CHARACTERISTICS

PARAMETER	Symbol	Test Condition	MIN.	TYP.	MAX.	Units
Reverse Breakdown Voltage	$V_{(BR)}$	$I_R=500 \mu A$	40	--	--	V
Reverse Current	$I_R$	$V_R=40 V$	--	--	450	$\mu A$
Forward Voltage	$V_F$	$I_F=0.5A$ $I_F=1.0A$	--	--	0.34 0.36	V
Diode Capacitance	$C_T$	$V_R=4V, f=1.0MHz$	--	--	150	pF

### RATING AND CHARACTERISTIC CURVES

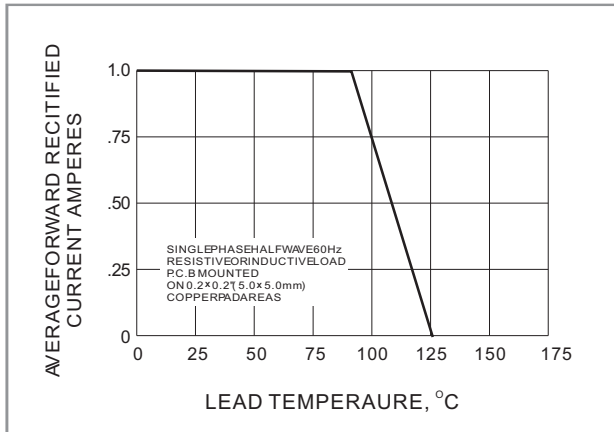


Fig.1- FORWARD CURRENT DERATING CURVE

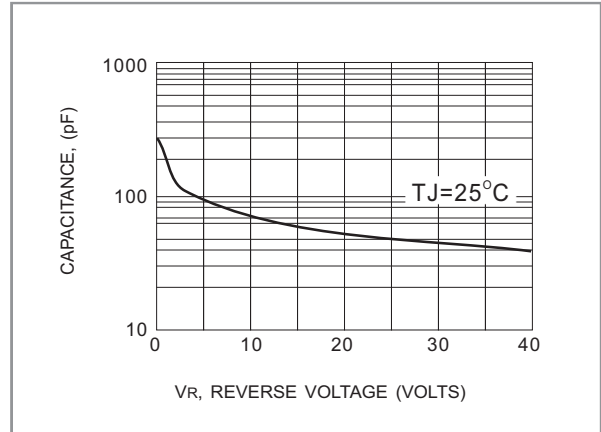


Fig.2- TYPICAL JUNCTION CHARACTERISTIC

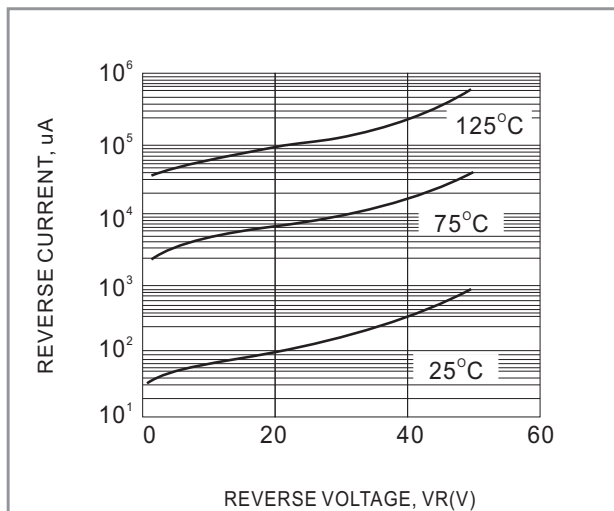


Fig.3- TYPICAL REVERSE CHARACTERISTIC

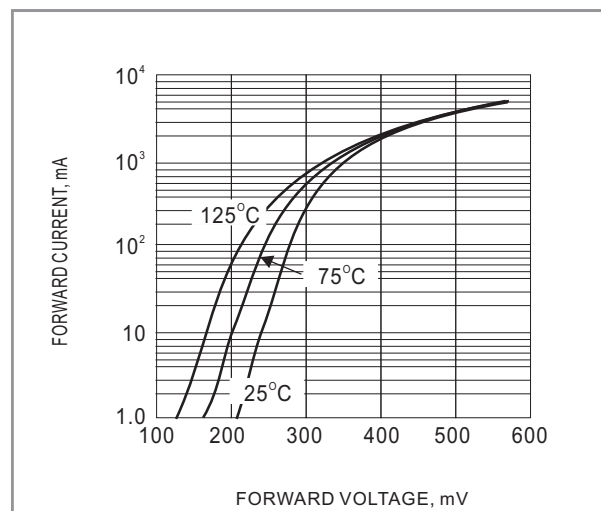


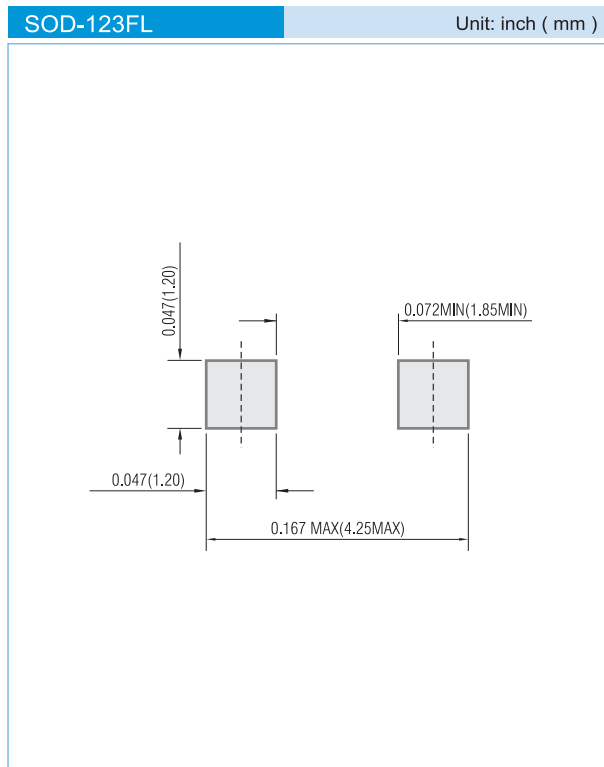
Fig.4- TYPICAL FORWARD CHARACTERISTIC




---

## MOUNTING PAD LAYOUT

---




---

## ORDER INFORMATION

---

- Packing information
  - T/R - 10K per 13" plastic Reel
  - T/R - 3K per 7" plastic Reel

---

## LEGAL STATEMENT

---

### Copyright PanJit International, Inc 2009

The information presented in this document is believed to be accurate and reliable. The specifications and information herein are subject to change without notice. Pan Jit makes no warranty, representation or guarantee regarding the suitability of its products for any particular purpose. Pan Jit products are not authorized for use in life support devices or systems. Pan Jit does not convey any license under its patent rights or rights of others.