

PLEASE CHECK WWW.MOLEX.COM FOR LATEST PART INFORMATION

Part Number: **0014564115**
Status: **Active**
Overview: [cgrid_sl_products](#)
Description: 2.54mm (.100") Pitch SL™ Insulation Displacement Connector Assembly, Female, Single Row, Version D, Back Ribs, Wire Size 28, 0.76µm (30µ") Gold (Au), 11 Circuits

Documents:

[3D Model](#) [Product Specification PS-70400 \(PDF\)](#)
[Drawing \(PDF\)](#) [RoHS Certificate of Compliance \(PDF\)](#)

Agency Certification

CSA LR19980
 UL E29179

General

Product Family Ribbon Cable / Wire Trap Connectors
 Series [70400](#)
 Comments Terminals Preloaded
 Component Type Housing
 Glow-Wire Compliant No
 Overview [cgrid_sl_products](#)
 Product Name SL™

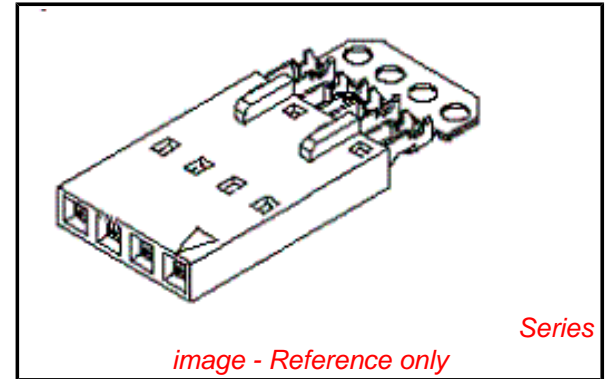
Physical

Circuits (Loaded) 11
 Color - Resin Black
 Durability (mating cycles max) 50
 Entry Angle Vertical
 Flammability 94V-0
 Lock to Mating Part None
 Material - Metal Phosphor Bronze
 Material - Plating Mating Gold
 Material - Plating Termination Tin
 Material - Resin Polyester Alloy
 Number of Rows 1
 PCB Retention None
 Packaging Type Tube
 Pitch - Mating Interface (in) 0.100 In
 Pitch - Mating Interface (mm) 2.54 mm
 Plating min: Mating (µin) 30
 Plating min: Mating (µm) 0.75
 Plating min: Termination (µin) 75
 Plating min: Termination (µm) 1.875
 Polarized to Mating Part Yes
 Stackable Yes
 Surface Mount Compatible (SMC) N/A
 Temperature Range - Operating -40°C to +105°C
 Termination Interface: Style IDT or Pierce
 Wire Insulation Diameter 1.35mm (.053") max.
 Wire Size AWG 28
 Wire/Cable Type Discrete Wire, Ribbon Cable

Electrical

Current - Maximum per Contact 3A
 Voltage - Maximum 250V

Material Info



EU RoHS
ELV and RoHS
Compliant
REACH SVHC
Not Reviewed
Halogen-Free
Status
Not Reviewed

China RoHS



Need more information on product environmental compliance?

Email productcompliance@molex.com
 For a multiple part number RoHS Certificate of Compliance, [click here](#)

Please visit the [Contact Us](#) section for any non-product compliance questions.

Search Parts in this Series

[70400Series](#)

Mates With

[70004](#) Interim Clip (Single Row), [70013](#) Interim Clip (Dual Row)

Use With

[7307](#) Tinned 28AWG, [7767](#) Topcoat 28AWG, [24241](#) Tinned 26AWG, [8996](#) Topcoat 26AWG, [24226](#) Tinned 24AWG, [8997](#) Topcoat 24AWG, [24369](#) High Flex 26AWG, [24389](#) High Flex 24AWG

Application Tooling | FAQ

Tooling specifications and manuals are found by selecting the products below. Crimp Height Specifications are then contained in the Application Tooling Specification document.

Global

Description	Product #
Hawk Semi-	0011201337
Automatic Discrete	

Reference - Drawing Numbers

Product Specification
Sales Drawing

PS-70400
SDA-70400-1471-1494

Wire Terminator for SL - Rebuilt US*	
Hawk™ Ribbon	<u>0623003000</u>
Cable Terminator for SL without Break-off	
Hawk™ Semi- Automatic Discrete	<u>0623004900</u>
Wire Terminator for SL - Rebuilt CE Approved*	
Hawk™ Flat Flex	<u>0623005200</u>
Cable Terminator for SL with Break-off	
Hawk™ Ribbon	<u>0623005300</u>
Cable Terminator with for SL Break-off	
IDT Discrete	<u>0621000700</u>
Handtool Module for SL™	
Hawk™ Semi- Automatic Discrete	<u>0623003100</u>
Wire Terminator for SL	

This document was generated on 05/21/2010

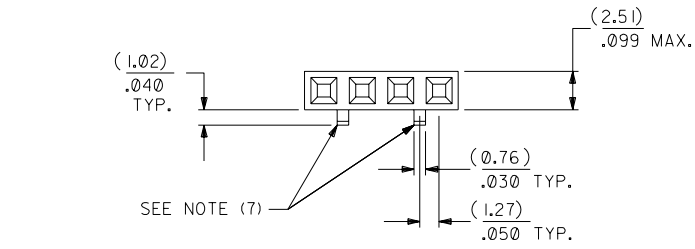
PLEASE CHECK WWW.MOLEX.COM FOR LATEST PART INFORMATION

OPTION D

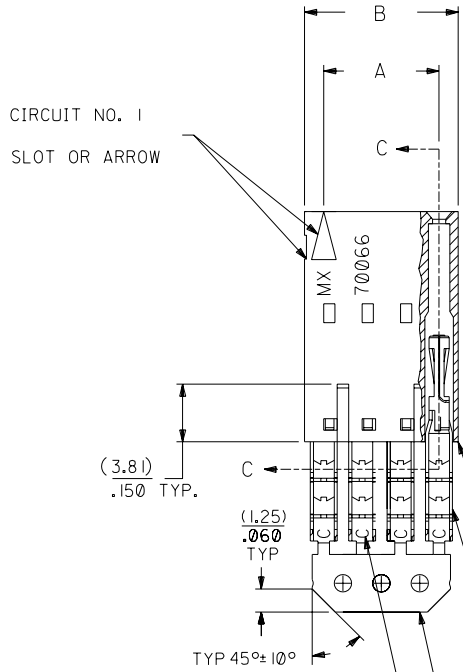
NOTES:

- 1) TO BE USED WITH (28) AWG. STRANDED WIRE WITH (1.35)/.053 DIA. MAX. INSULATION.
- 2) SEE CHART FOR CIRCUIT SIZES.
- 3) STANDARD PACKAGING PER PK-70873-0001. OPTIONAL PACKAGING MAY BE AVAILABLE , REQUEST DWG. PK-70400
- 4) PARTS STACKABLE END TO END ON (2.54)/.100 CENTERS.
- 5) REFER TO PRODUCT SPECIFICATION: PS-70400.
- 6) SEE DWG. SDA-70400-**** (SHT. 5) FOR OPTIONAL HOUSING DETAILS.
- 7) 4 CIRCUIT SHOWN. 3 - 25 CKT'S. HAVE (2) RIBS.
- 8) TO MATE WITH MOLEX PART NO'S.: 70004-****, 70013-****

9) 2 CIRCUIT ASSEMBLIES SUPPLIED AS GROUPED PAIRS.



CIRCUIT NO. 1
SLOT OR ARROW



I.D. SLOT CODE TO WIRE GAUGE CHART	
I.D. SLOT CODE	WIRE GAUGE
C	28 AWG.

PLATING CODE (STRIPE ON CARRIER STRIP)	
PLATING	COLOR
30 GOLD	RED

HOUSING PART NO. 70066-****
MATERIAL: G.F. POLYESTER, 94V-0

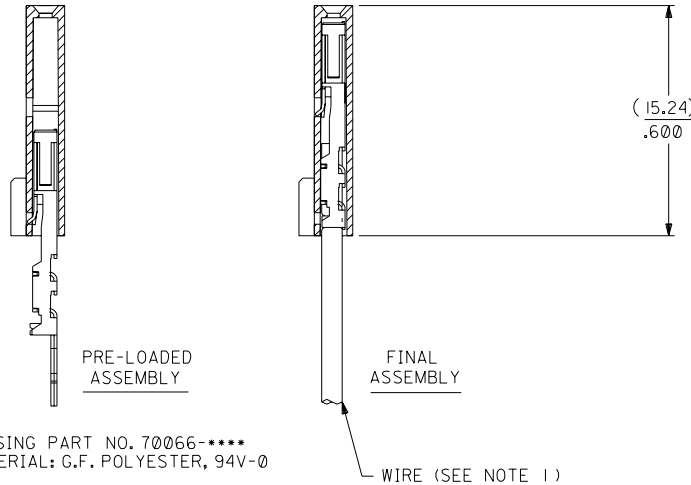
TERMINAL PART NO. 70028-****
MATERIAL: PHOSPHOR BRONZE
PLATING PER ES-88-***

30 GOLD - .000030 MIN. GOLD IN SELECT AREA WITH .000075 MIN. TIN IN SELECT AREA OVER .000050 MIN. NICKEL OVER-ALL.

*THE PRIMARY SHIPPING CARTON WILL BE LABELED "COMPLIANT TO ROHS DIRECTIVE 2002/95/EC AND ELV ANNEX II OF DIRECTIVE 2000/53/EC". CARTONS WITHOUT THIS LABEL MAY CONTAIN PRODUCT WITH LEAD.



SECTION C-C



CKT. SIZE	A	B	EDP. NO.	ENG. NO.
2	(2.54) .100	(5.05) .199	14-56-4025	A-70400-1471
3	(5.08) .200	(7.59) .299	14-56-4035	A-70400-1472
4	(7.62) .300	(10.13) .399	14-56-4045	A-70400-1473
5	(10.16) .400	(12.67) .499	14-56-4055	A-70400-1474
6	(12.70) .500	(15.21) .599	14-56-4065	A-70400-1475
7	(15.24) .600	(17.75) .699	14-56-4075	A-70400-1476
8	(17.78) .700	(20.29) .799	14-56-4085	A-70400-1477
9	(20.32) .800	(22.83) .899	14-56-4095	A-70400-1478
10	(22.86) .900	(25.37) .999	14-56-4105	A-70400-1479
11	(25.54) 1.000	(27.91) 1.099	14-56-4115	A-70400-1480
12	(27.94) 1.100	(30.45) 1.199	14-56-4125	A-70400-1481
13	(30.48) 1.200	(32.99) 1.299	14-56-4135	A-70400-1482
14	(33.02) 1.300	(35.53) 1.399	14-56-4145	A-70400-1483
15	(35.56) 1.400	(38.07) 1.499	14-56-4155	A-70400-1484
16	(38.01) 1.500	(40.61) 1.599	14-56-4165	A-70400-1485
17	(40.64) 1.600	(43.15) 1.699	14-56-4175	A-70400-1486
18	(43.18) 1.700	(45.69) 1.799	14-56-4185	A-70400-1487
19	(45.72) 1.800	(48.23) 1.899	14-56-4195	A-70400-1488
20	(48.26) 1.900	(50.77) 1.999	14-56-4205	A-70400-1489
21	(50.80) 2.000	(53.31) 2.099	14-56-4215	A-70400-1490
22	(53.34) 2.100	(55.85) 2.199	14-56-4225	A-70400-1491
23	(55.88) 2.200	(58.39) 2.299	14-56-4235	A-70400-1492
24	(58.42) 2.300	(60.93) 2.399	14-56-4245	A-70400-1493
25	(60.96) 2.400	(63.47) 2.499	14-56-4255	A-70400-1494

REV.	DATE	BY	REVISIONS
D			REVISED PER ECR NO. U82110 10-17-88 AAB
E			LEAD FREE LCP2004-1769 RWHITE 04/03/22
DI			ADD CARRIER CHAMF ECR# UDT1998-0280 05/20/98 LMCGRATH
			REDRAWN ON CAD ECR# 8842 5/8/86 W.Z.

DIMENSIONS SHOWN (METRIC) INCH	
UNLESS OTHERWISE SPECIFIED TOLERANCES: ANGULAR ± 1/2°	
3 PLACE	± .010
2 PLACE	± .014 ± 0.25
1 PLACE	± 0.35

▽ =	▼ =	REVISE ONLY ON CAD SYSTEM
TITLE ASSEMBLY, SL CONNECTOR (SINGLE ROW- (2.54)/.100 GRID)		
MOLEX INCORPORATED LITSE,ILL. 60532 U.S.A.		SHEET NO. DATE 10 / 11/84
PART NO. SDA-70400-1471-1494		DRWG. NO.
SEE CHART		
FILE NAME S70400DX9	THIS DRAWING CONTAINS INFORMATION THAT IS PROPRIETARY TO MOLEX INC. AND SHOULD NOT BE USED WITHOUT WRITTEN PERMISSION.	
DRWG. BY WAZ	CHK'D. BY WAZ	SCALE 4 : 1
APP'D. BY	SCALE	SIZE DA C

70400

MFG. SH. REV.