

PLEASE CHECK WWW.MOLEX.COM FOR LATEST PART INFORMATION

Part Number: [0015388048](#)
Status: **Active**
Overview: [cgrid_sl_products](#)
Description: 2.54mm (.100") C-Grid SL™ Single Row, Female, Version A Receptacle, 4 Circuits

Documents:

[3D Model](#) [Product Specification PS-70430 \(PDF\)](#)
[Drawing \(PDF\)](#) [RoHS Certificate of Compliance \(PDF\)](#)

Agency Certification

CSA LR19880
 UL E29179

General

Product Family FFC/FPC Connectors
 Series [70430](#)
 Overview [cgrid_sl_products](#)
 Product Name SL™

Physical

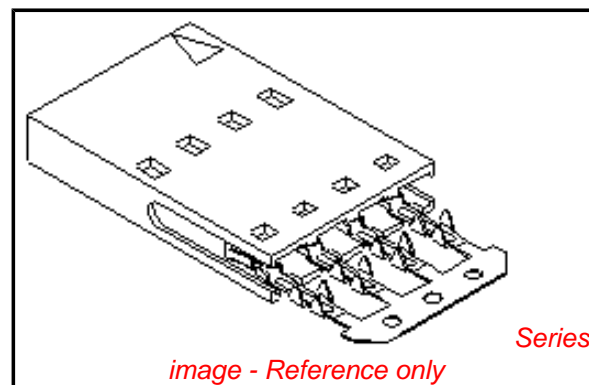
Circuits (Loaded) 4
 Color - Resin Black
 Contact Position N/A
 Durability (mating cycles max) 25
 Entry Angle Vertical
 Flammability 94V-0
 Material - Metal Phosphor Bronze
 Material - Plating Mating Tin
 Material - Plating Termination Tin
 Material - Resin Polyester Alloy
 Number of Rows 1
 Orientation Vertical
 PC Tail Length (in) 0.130 In
 PC Tail Length (mm) 3.30 mm
 PCB Retention None
 PCB Thickness Recommended (in) 0.062 In, 0.093 In
 PCB Thickness Recommended (mm) 1.60 mm, 2.40 mm
 Packaging Type Tube
 Pitch - Mating Interface (in) 0.100 In
 Pitch - Mating Interface (mm) 2.54 mm
 Plating min: Mating (µin) 150
 Plating min: Mating (µm) 3.75
 Plating min: Termination (µin) 75
 Plating min: Termination (µm) 1.875
 Polarized to PCB No
 Stackable Yes
 Temperature Range - Operating -40°C to +105°C
 Termination Interface: Style IDT or Pierce
 Wire/Cable Type FFC/FPC

Electrical

Current - Maximum per Contact 1A, 2A
 Voltage - Maximum 250V

Material Info

Old Part Number 70430-0003



EU RoHS

ELV and RoHS Compliant
REACH SVHC Contains SVHC: No
Halogen-Free Status
Not Reviewed

China RoHS



Need more information on product environmental compliance?

Email productcompliance@molex.com
 For a multiple part number RoHS Certificate of Compliance, [click here](#)

Please visit the [Contact Us](#) section for any non-product compliance questions.

Search Parts in this Series

[70430Series](#)

Mates With

2.54mm (.100") pitch, single or dual row, breakaway headers

Application Tooling | FAQ

Tooling specifications and manuals are found by selecting the products below. Crimp Height Specifications are then contained in the Application Tooling Specification document.

Global

| Description | Product # |
|--|----------------------------|
| Manual Ribbon Cable Cutter Hand Tool | 0638170100 |
| Tool Kit for Standard Manual Press FFC | 0622007400 |
| Standard Manual Press for FFC | 0622007800 |
| TM-42™ FFC and SL™ Termination Kit | 0622018700 |

Reference - Drawing Numbers

Product Specification
Sales Drawing

PS-70430
SDA-70430-0001-0024

TM-42™ FFC and 0622020800
SL™ Press and
Termination Kit for
110v applications

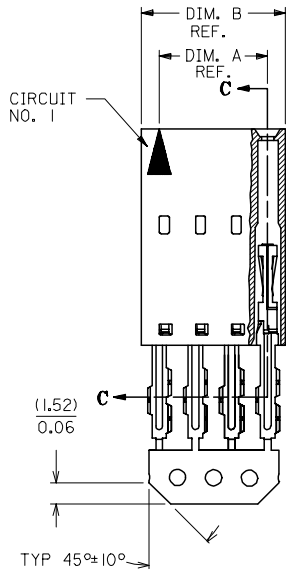
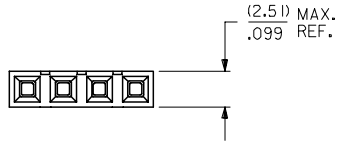
This document was generated on 05/27/2010

PLEASE CHECK WWW.MOLEX.COM FOR LATEST PART INFORMATION

"A" - OPTION

NOTES:

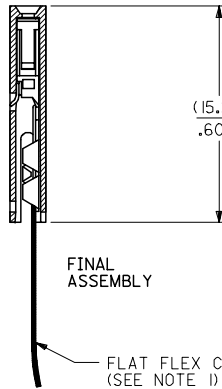
- 1) PRE LOADED ASSEMBLY TO BE USED WITH (0.30)/.012 MAX. THICK FLAT FLEX CABLE WITH (1.57)/.062 WIDE COPPER CONDUCTORS ON (2.54)/.100 CENTERS OR, (0.13)/.005 - (0.28)/.011 THICK MYLAR WITH (1.02)/.040 - (1.65)/.065 WIDE SILVER INK CONDUCTORS ON (2.54)/.100 CENTERS.
- 2) STANDARD PACKING PER PK70873-0001 SHALL BE USED.
- 3) SEE CHART FOR CIRCUIT SIZES, 'A' AND 'B' DIMENSIONS.
- 4) TWO (2) CIRCUIT ASSEMBLIES SUPPLIED AS GROUPED PAIRS.
- 5) PART MATES WITH (0.64)/.025 SQ. PINS, (8.13)/.320 TO (5.08)/.200 LONG ON (2.54)/.100 CENTERS.
- 6) REFER TO SDA-70430-**** (SHEET 3) FOR MINOR VARIATIONS TO 'G' OPTION HOUSINGS.
- 7) PARTS CONFORM TO CLASS B OF COSMETIC SPECIFICATION PS-45499-002.



SECTION C-C



PRE-LOAD ASSEMBLY



FINAL ASSEMBLY
FLAT FLEX CABLE (F.F.C.)
(SEE NOTE 1)

HOUSING MATERIAL: GLASS FILLED POLYESTER, UL 94V-0.
TERMINAL MATERIAL: PHOSPHOR BRONZE.
PLATING: TIN - .000150 MINIMUM TIN OVER
.000050 MINIMUM NICKEL PLATE.

| CONTACT PLATING | COLOR CODE |
|-----------------|------------|
| TIN | NONE |
| 15 GOLD | YELLOW |
| 30 GOLD | RED |

| CKT. SIZE | EDP. NO. | ENG. NO. | A | B |
|-----------|-------------|------------|------------------|------------------|
| 2 | 015-38-8028 | 70430-0001 | (2.54) .100 | (5.05) .199 |
| 3 | 015-38-8038 | 70430-0002 | (5.08) .200 | (7.59) .299 |
| 4 | 015-38-8048 | 70430-0003 | (7.62) .300 | (10.13) .399 |
| 5 | 015-38-8058 | 70430-0004 | (10.16) .400 | (12.67) .499 |
| 6 | 015-38-8068 | 70430-0005 | (12.70) .500 | (15.21) .599 |
| 7 | 015-38-8078 | 70430-0006 | (15.24) .600 | (17.75) .699 |
| 8 | 015-38-8088 | 70430-0007 | (17.78) .700 | (20.29) .799 |
| 9 | 015-38-8098 | 70430-0008 | (20.32) .800 | (22.83) .899 |
| 10 | 015-38-8108 | 70430-0009 | (22.86) .900 | (25.37) .999 |
| 11 | 015-38-8118 | 70430-0010 | (25.40) 1.000 | (27.91) 1.099 |
| 12 | 015-38-8128 | 70430-0011 | (27.94) 1.100 | (30.45) 1.199 |
| 13 | 015-38-8138 | 70430-0012 | (30.48) 1.200 | (32.99) 1.299 |
| 14 | 015-38-8148 | 70430-0013 | (33.02) 1.300 | (35.53) 1.399 |
| 15 | 015-38-8158 | 70430-0014 | (35.56) 1.400 | (38.07) 1.499 |
| 16 | 015-38-8168 | 70430-0015 | (38.10) 1.500 | (40.61) 1.599 |
| 17 | 015-38-8178 | 70430-0016 | (40.64) 1.600 | (43.15) 1.699 |
| 18 | 015-38-8188 | 70430-0017 | (43.18) 1.700 | (45.69) 1.799 |
| 19 | 015-38-8198 | 70430-0018 | (45.72) 1.800 | (48.23) 1.899 |
| 20 | 015-38-8208 | 70430-0019 | (48.26) 1.900 | (50.77) 1.999 |
| 21 | 015-38-8218 | 70430-0020 | (50.80) 2.000 | (53.31) 2.099 |
| 22 | 015-38-8228 | 70430-0021 | (53.34) 2.100 | (55.85) 2.199 |
| 23 | 015-38-8238 | 70430-0022 | (55.88) 2.200 | (58.39) 2.299 |
| 24 | 015-38-8248 | 70430-0023 | (58.42) 2.300 | (60.93) 2.399 |
| 25 | 015-38-8258 | 70430-0024 | (60.96) 2.400 | (63.47) 2.499 |

| | | | | | | | |
|--|--|--|------------------|---|---------------------|------------------------|--|
| ADD TOLERANCE FC NO: UCP2007-2849 DRAWN: JORGAN 2007/05/18 CHKD: MS BARRA 2007/05/21 APPR: SMILLER 2007/05/21 REVISIONS | QUALITY SYMBOLS | GENERAL TOLERANCES (UNLESS SPECIFIED) mm INCH 4 PLACES ± --- ± --- 3 PLACES ± --- ± .010 2 PLACES ± 0.25 ± .015 1 PLACE ± 0.38 ± --- ANGULAR ±1/2° | DIMENSION STYLE | SCALE | DESIGN UNITS | THIRD ANGLE PROJECTION | |
| | ▽=0 ▽=0 | | MM/IN | 4:1 | INCH | ☉ □ | |
| | DRAWN BY: RAS CHECKED BY: MJM APPROVED BY: WAZ | | DATE: 1986/07/21 | DATE: 1986/07/21 | DATE: 1986/07/21 | TITLE | ASSEMBLY, CONNECTOR FFC FEMALE SINGLE ROW (2.54)/.100 GRID |
| | MATERIAL NO. SIZE C | | SEE TABLE | MOLEX INCORPORATED SDA-70430-0001-0024 | SHEET NO. 1 OF 1 | | |