

PLEASE CHECK WWW.MOLEX.COM FOR LATEST PART INFORMATION

Part Number: **0014562065**
Status: **Active**
Overview: [cgrid_sl_products](#)
Description: 2.54mm (.100") Pitch SL™ Insulation Displacement Connector Assembly, Female, Single Row, Version A, Nonpolarized, Wire Size 28, 0.38µm (15µ") Gold (Au), 6 Circuits

Documents:

[3D Model](#) [Product Specification PS-70400 \(PDF\)](#)
[Drawing \(PDF\)](#) [RoHS Certificate of Compliance \(PDF\)](#)

Agency Certification

CSA LR19980
 UL E29179

General

Product Family Ribbon Cable / Wire Trap Connectors
 Series [70400](#)
 Comments Terminals Preloaded
 Component Type Housing
 Glow-Wire Compliant No
 Overview [cgrid_sl_products](#)
 Product Name SL™

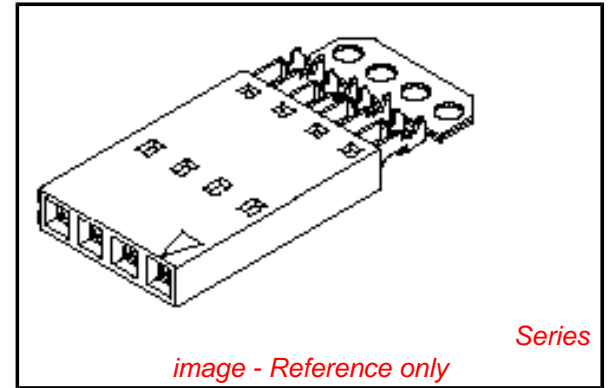
Physical

Circuits (Loaded) 6
 Color - Resin Black
 Durability (mating cycles max) 50
 Entry Angle Vertical
 Flammability 94V-0
 Lock to Mating Part None
 Material - Metal Phosphor Bronze
 Material - Plating Mating Gold
 Material - Plating Termination Tin
 Material - Resin Polyester Alloy
 Number of Rows 1
 PCB Retention None
 Packaging Type Tube
 Pitch - Mating Interface (in) 0.100 In
 Pitch - Mating Interface (mm) 2.54 mm
 Plating min: Mating (µin) 15
 Plating min: Mating (µm) 0.375
 Plating min: Termination (µin) 75
 Plating min: Termination (µm) 1.875
 Polarized to Mating Part No
 Stackable Yes
 Surface Mount Compatible (SMC) N/A
 Temperature Range - Operating -40°C to +105°C
 Termination Interface: Style IDT or Pierce
 Wire Insulation Diameter 1.35mm (.053") max.
 Wire Size AWG 28
 Wire/Cable Type Discrete Wire, Ribbon Cable

Electrical

Current - Maximum per Contact 3A
 Voltage - Maximum 250V

Material Info



EU RoHS

ELV and RoHS Compliant
REACH SVHC Not Reviewed
Halogen-Free Status Not Reviewed

China RoHS



Need more information on product environmental compliance?

Email productcompliance@molex.com
 For a multiple part number RoHS Certificate of Compliance, [click here](#)

Please visit the [Contact Us](#) section for any non-product compliance questions.

Search Parts in this Series

[70400Series](#)

Mates With

Single Row headers and housings, [8624](#) , [70203](#) , [42375](#) , [42377](#)

Use With

[7307](#) Tinned 28AWG, [7767](#) Topcoat 28AWG, [24241](#) Tinned 26AWG, [8996](#) Topcoat 26AWG, [24226](#) Tinned 24AWG, [8997](#) Topcoat 24AWG, [24369](#) High Flex 26AWG, [24389](#) High Flex 24AWG

Application Tooling | FAQ

Tooling specifications and manuals are found by selecting the products below. Crimp Height Specifications are then contained in the Application Tooling Specification document.

Global

Description	Product #
Hawk Semi- Automatic Discrete	0011201337

Old Part Number

70400-0880

Reference - Drawing Numbers

Product Specification

Sales Drawing

PS-70400

SDA-70400-0876-0899

Wire Terminator for
SL - Rebuilt US*

Hawk™ Ribbon 0623003000

Cable Terminator for
SL without Break-off

Hawk™ Semi- 0623004900

Automatic Discrete

Wire Terminator

for SL - Rebuilt CE

Approved*

Hawk™ Flat Flex 0623005200

Cable Terminator for
SL with Break-off

Hawk™ Ribbon 0623005300

Cable Terminator

with for SL Break-off

IDT Discrete 0621000700

Handtool Module for

SL™

Hawk™ Semi- 0623003100

Automatic Discrete

Wire Terminator for

SL

This document was generated on 05/20/2010

PLEASE CHECK WWW.MOLEX.COM FOR LATEST PART INFORMATION

OPTION A

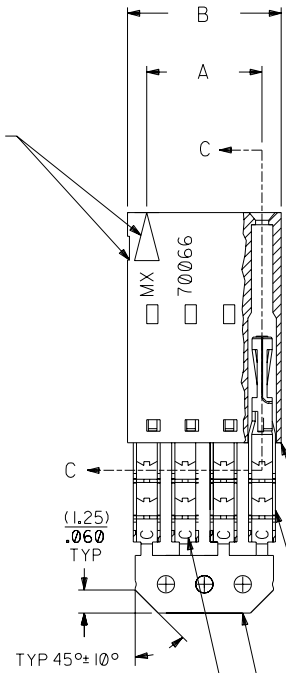
NOTES:

- 1) TO BE USED WITH (28) AWG. STRANDED WIRE WITH (1.35)/.053 DIA. MAX. INSULATION.
- 2) SEE CHART FOR CIRCUIT SIZES.
- 3) STANDARD PACKAGING PER PK-70873-0001. OPTIONAL PACKAGING MAY BE AVAILABLE, REQUEST DWG. PK-70400
- 4) PARTS STACKABLE END TO END AND SIDE BY SIDE ON (2.54)/.100 CENTERS.
- 5) REFER TO PRODUCT SPECIFICATION: PS-70400.
- 6) SEE DWG. SDA-70400-**** (SHT. 5) FOR OPTIONAL HOUSING DETAILS.
- 7) 4 CIRCUIT SHOWN.
- 8) TO MATE WITH MOLEX (2.54)/.100 CENTERLINE HEADERS.

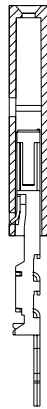
9) 2 CIRCUIT ASSEMBLIES SUPPLIED AS GROUPED PAIRS.



CIRCUIT NO. 1
SLOT OR ARROW



SECTION C-C



PRE-LOADED ASSEMBLY



FINAL ASSEMBLY

HOUSING PART NO. 70066-****
MATERIAL: G.F. POLYESTER, 94V-0

TERMINAL PART NO. 70028-****
MATERIAL: PHOSPHOR BRONZE
PLATING PER ES-88-***

15 GOLD - .000015 MIN. GOLD IN SELECT AREA WITH
.000075 MIN. TIN
IN SELECT AREA OVER .000050 MIN. NICKEL
OVER-ALL.

*THE PRIMARY SHIPPING CARTON WILL BE LABELED "COMPLIANT TO
ROHS DIRECTIVE 2002/95/EC AND ELV ANNEX II OF DIRECTIVE 2000/53/EC".
CARTONS WITHOUT THIS LABEL MAY CONTAIN PRODUCT WITH LEAD.

I.D. SLOT CODE TO WIRE GAUGE CHART	
I.D. SLOT CODE	WIRE GAUGE
C	28 AWG.

PLATING CODE (STRIPE ON CARRIER STRIP)	
PLATING	COLOR
15 GOLD	YELLOW

CKT. SIZE	DIMENSIONS (INCH)		EDP. NO.	ENG. NO.
	A	B		
2	(2.54) .100	(5.05) .199	14-56-2025	A-70400-0876
3	(5.08) .200	(7.59) .299	14-56-2035	A-70400-0877
4	(7.62) .300	(10.13) .399	14-56-2045	A-70400-0878
5	(10.16) .400	(12.67) .499	14-56-2055	A-70400-0879
6	(12.70) .500	(15.21) .599	14-56-2065	A-70400-0880
7	(15.24) .600	(17.75) .699	14-56-2075	A-70400-0881
8	(17.78) .700	(20.29) .799	14-56-2085	A-70400-0882
9	(20.32) .800	(22.83) .899	14-56-2095	A-70400-0883
10	(22.86) .900	(25.37) .999	14-56-2105	A-70400-0884
11	(25.54) 1.000	(27.91) 1.099	14-56-2115	A-70400-0885
12	(27.94) 1.100	(30.45) 1.199	14-56-2125	A-70400-0886
13	(30.48) 1.200	(32.99) 1.299	14-56-2135	A-70400-0887
14	(33.02) 1.300	(35.53) 1.399	14-56-2145	A-70400-0888
15	(35.56) 1.400	(38.07) 1.499	14-56-2155	A-70400-0889
16	(38.01) 1.500	(40.61) 1.599	14-56-2165	A-70400-0890
17	(40.64) 1.600	(43.15) 1.699	14-56-2175	A-70400-0891
18	(43.18) 1.700	(45.69) 1.799	14-56-2185	A-70400-0892
19	(45.72) 1.800	(48.23) 1.899	14-56-2195	A-70400-0893
20	(48.26) 1.900	(50.77) 1.999	14-56-2205	A-70400-0894
21	(50.80) 2.000	(53.31) 2.099	14-56-2215	A-70400-0895
22	(53.34) 2.100	(55.85) 2.199	14-56-2225	A-70400-0896
23	(55.88) 2.200	(58.39) 2.299	14-56-2235	A-70400-0897
24	(58.42) 2.300	(60.93) 2.399	14-56-2245	A-70400-0898
25	(60.96) 2.400	(63.47) 2.499	14-56-2255	A-70400-0899

I.D. SLOT CODE TO WIRE GAUGE CHART	
I.D. SLOT CODE	WIRE GAUGE
C	28 AWG.

PLATING CODE (STRIPE ON CARRIER STRIP)	
PLATING	COLOR
15 GOLD	YELLOW

REVISED PER	REVISIONS
E REVISED PER ECR NO. U82110 10-17-88 AAB	
D LEAD FREE UCP2004-1769 RWHITE 04/03/17	
C ADD CARRIER CHAMF ECN #UDT1998-0280 05/20/98 LMCGRATH	
LTR.	REVISIONS

DIMENSIONS SHOWN (METRIC) INCH	
UNLESS OTHERWISE SPECIFIED TOLERANCES: ANGULAR ± 1/2°	
3 PLACE ± .010	METRIC ---
2 PLACE ± .014	± 0.25
1 PLACE ---	± 0.35
DRAWING WHERE APPLICABLE MUST REMAIN WITHIN DIMENSIONS	
DRWG. BY: WAZ	CHK'D. BY: WAZ
APP'D. BY:	SCALE: 4:1

REVISE ONLY ON CAD SYSTEM	
TITLE	ASSEMBLY, SL CONNECTOR (SINGLE ROW- (2.54)/.100 GRID)
MOLEX INCORPORATED LITSE, ILL. 60532 U.S.A.	SHEET NO. 10 / 10 / 84
PART NO. SDA-70400-0876-0899	DRWG. NO. SDA-70400-0876-0899
FILE NAME: S70400AX6	DIV. DA
THIS DRAWING CONTAINS INFORMATION THAT IS PROPRIETARY TO MOLEX INC. AND SHOULD NOT BE USED WITHOUT WRITTEN PERMISSION.	