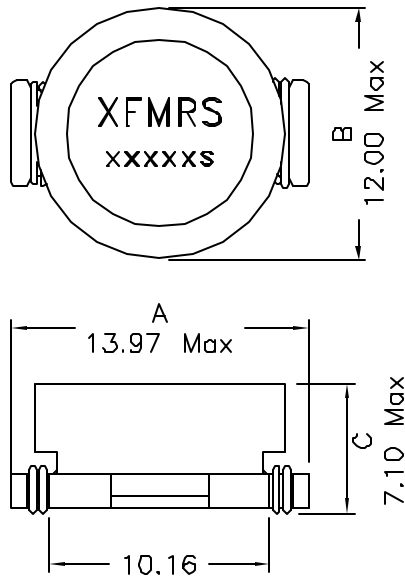
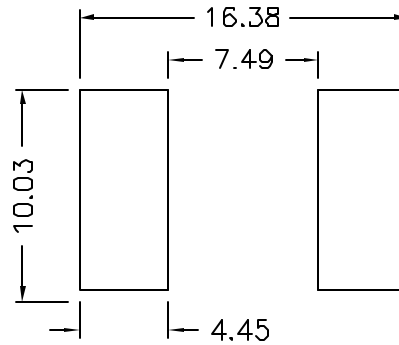
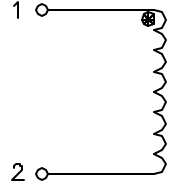


1XFSH1M SERIES SHIELDED INDUCTORS

Mechanical Dimensions:



Schematic:



PCB LAYOUT

UNLESS OTHERWISE SPECIFIED
 TOLERANCES:
 .xx ±0.25
 Dimensions in MM

Part Number	INDUCTANCE ⁽¹⁾ uH(RATED)±20%	OCL ⁽²⁾ uH Typ	I rms ⁽³⁾ Amperes	I SAT ⁽⁴⁾ Amperes	DCR Ohms Max
1XF00047SH1M	0.250	0.220	9.00	7.00	0.0012
1XF00100SH1M	0.710	0.560	7.90	6.40	0.002
1XF00150SH1M	1.310	1.100	6.80	6.20	0.004
1XF00220SH1M	1.900	1.800	5.95	5.30	0.006
1XF00330SH1M	2.900	2.620	5.30	5.00	0.0076
1XF00470SH1M	3.600	4.100	5.00	4.00	0.0135
1XF00680SH1M	6.000	7.200	4.50	3.00	0.0158
1XF01000SH1M	10.100	9.650	4.00	2.40	0.0356
1XF01500SH1M	14.200	12.500	3.10	1.80	0.038
1XF02200SH1M	17.000	17.200	2.6	1.40	0.055
1XF03300SH1M	31.500	28.500	1.80	1.25	0.070
1XF04700SH1M	43.500	40.000	1.20	1.10	0.090
1XF06800SH1M	70.000	68.500	1.00	0.80	0.140
1XF10000SH1M	96.500	87.500	0.80	0.70	0.200

- (1) Inductance test @1HKz 1Vrms With DC
- (2) Open Circuit Inductance Test Parameter @100KHz 0.250Vrms 0.0Adc
- (3) RMS Current for an Approximate ΔT of 40°C, at an Ambient Temperature of 85°C
- (4) Peak Current For Approximate 10% Rolloff
- (5) Tape & Reel Packaging Standard, 600 Pcs per 13"Reel