



**BIG SOZA CELL**

**BSOZA501 THRU BSOZA506**

**VOLTAGE RANGE** 100 to 600 Volts

**CURRENT** 50.0 Amperes

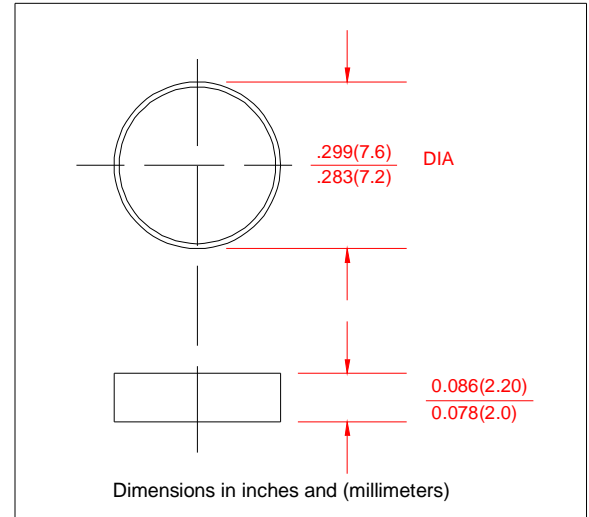
**TECHNICAL SPECIFICATION:**

**FEATURES**

- Low Leakage
- Low forward voltage drop
- High current capability
- High forward surge current capacity

**MECHANICAL DATA**

- Copper slug
- Cell with 180milSQU
- Technology: cell with vacuum soldered
- Polarity: blue dots denotes cathode end
- Mounting Position: Any
- Weight: 0.0219 ounces, 0.62 grams



**MAXIMUM RATINGS AND ELECTRICAL CHARACTERISTICS**

- Ratings at 25°C ambient temperature unless otherwise specified
- Single Phase, half wave, 60HZ, resistive or inductive load
- For capacitive load derate current by 20%

	SYMBOLS	BSOZA501	BSOZA502	BSOZA503	BSOZA504	BSOZA506	UNIT
Maximum Repetitive Peak Reverse Voltage	$V_{RRM}$	100	200	300	400	600	Volts
Maximum RMS Voltage	$V_{RMS}$	70	140	210	280	420	Volts
Maximum DC Blocking Voltage	$V_{DC}$	100	200	300	400	600	Volts
Maximum Average Forward Rectified Current, At $T_c=110^\circ C$	$I_O$	50.0					Amps
Peak Forward Surge Current 3.3mS single half sine wave superimposed on Rated load (JEDEC method)	$I_{FSM}$	500					Amps
Maximum instantaneous Forward Voltage at 100A	$V_F$	1.08					Volts
Maximum DC Reverse Current at Rated $T_A=25^\circ C$	$I_R$	5.0					UA
DC Blocking Voltage per element $T_A=100^\circ C$		250					
Typical Thermal Resistance	$R_{\theta JC}$	0.8					$^\circ C/W$
Operating and Storage Temperature Range	$T_J, T_{STG}$	(-65 to +175)					$^\circ C$

**Notes:**

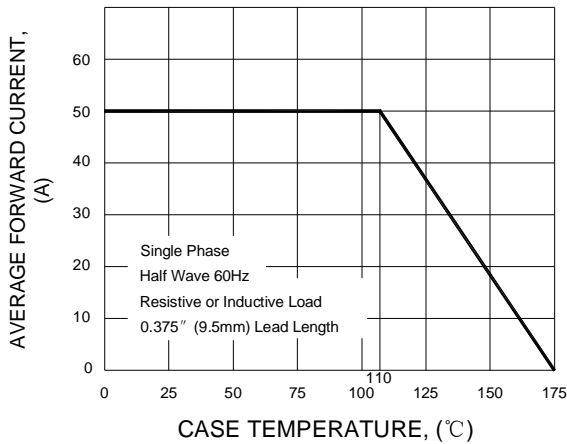
1. Enough heatsink must be considered in application.

**BSOZA501 THRU BSOZA506**

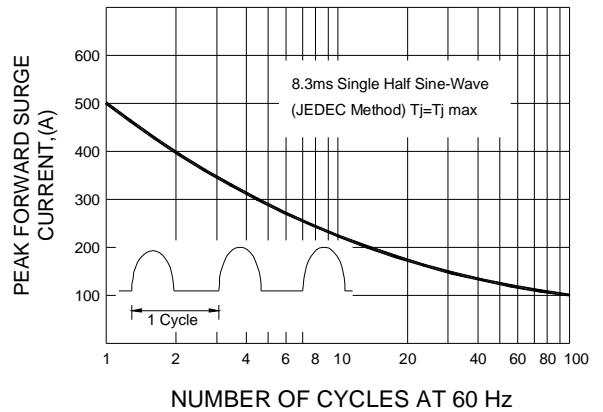
<b>VOLTAGE RANGE</b>	<b>100 to 600 Volts</b>
<b>CURRENT</b>	<b>50.0 Amperes</b>

**RATINGS AND CHARACTERISTIC CURVES BSOZA501 THRU BSOZA506**

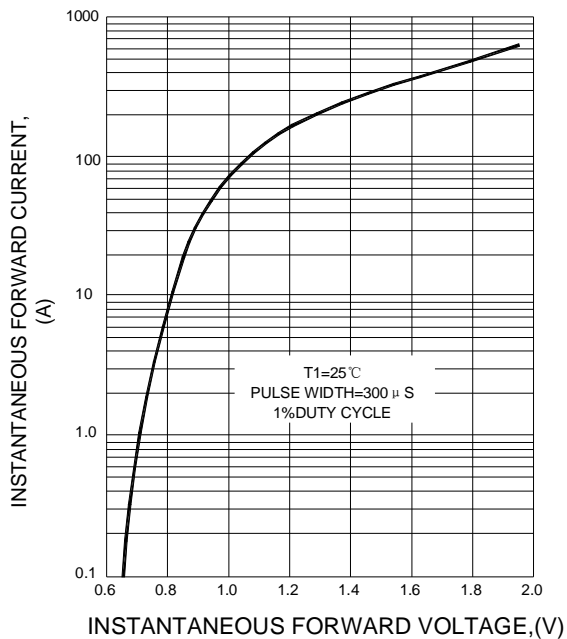
**FIG.1 TYPICAL FORWARD CURRENT DERATING CURVE**



**FIG.2 MAXIMUM NON-REPETITIVE PEAK FORWARD SURGE CURRENT**



**FIG.3 TYPICAL INSTANTANEOUS FORWARD CHARACTERISTICS**



**FIG.4 FORWARD POWER DISSIPATION**

