

PLEASE CHECK WWW.MOLEX.COM FOR LATEST PART INFORMATION

Part Number: [0365050003](#)
Status: **Active**
Overview: [din_41612](#)
Description: 2.54mm (.100") Pitch DIN 41612 B Style Female Receptacle, Vertical, Through Hole, 0.30µm (12µ") Selective Gold (Au) Plating, 64 Circuits, without Mounting Clips, Solder Tail Length 2.90mm (.114"), No Flux Proof, Lead Free

Documents:

[Drawing \(PDF\)](#) [RoHS Certificate of Compliance \(PDF\)](#)
[Product Specification PS-36500-001 \(PDF\)](#)

General

Product Family	Backplane Connectors
Series	36505
Application	Daughtercard
Comments	No Mounting Clips, Secured with Tubular Rivets/ Cheesehead Screws. No Flux Proof
Component Type	PCB Receptacle
Overview	din_41612
Product Name	IEC 603-2/DIN 41612
Style	B

Physical

Circuits (Loaded)	64
Circuits (maximum)	64
Circuits Detail	1,2,3,...32; a+c
Color - Resin	Natural
Durability (mating cycles max)	50
First Mate / Last Break	Yes
Guide to Mating Part	No
Keying to Mating Part	Yes
Material - Metal	Phosphor Bronze
Material - Plating Mating	Gold
Material - Plating Termination	Tin
Material - Resin	Polyester
Number of Columns	32
Number of Pairs	Open Pin Field
Number of Rows	2
Orientation	Vertical
PC Tail Length (in)	0.114 In
PC Tail Length (mm)	2.90 mm
PCB Locator	No
PCB Retention	Yes
PCB Thickness Recommended (in)	0.063 In
PCB Thickness Recommended (mm)	1.60 mm
Packaging Type	Carton
Pitch - Mating Interface (in)	0.100 In
Pitch - Mating Interface (mm)	2.54 mm
Pitch - Term. Interface (in)	0.100 In
Pitch - Term. Interface (mm)	2.54 mm
Plating min: Mating (µin)	12
Plating min: Mating (µm)	0.30
Plating min: Termination (µin)	200
Plating min: Termination (µm)	5.00
Polarized to PCB	Yes
Stackable	No

EU RoHS

**ELV and RoHS
Compliant**
REACH SVHC
 Not Reviewed
**Halogen-Free
Status**

China RoHS



Not Reviewed

**Need more information on product
environmental compliance?**

Email productcompliance@molex.com
 For a multiple part number RoHS Certificate of
 Compliance, [click here](#)

Please visit the [Contact Us](#) section for any
 non-product compliance questions.

Search Parts in this Series

[36505Series](#)

Surface Mount Compatible (SMC)	No
Temperature Range - Operating	-55°C to +125°C
Termination Interface: Style	Through Hole

Electrical

Current - Maximum per Contact	1A
Data Rate	622.0 Mbps
Voltage - Maximum	250V AC (RMS)

Solder Process Data

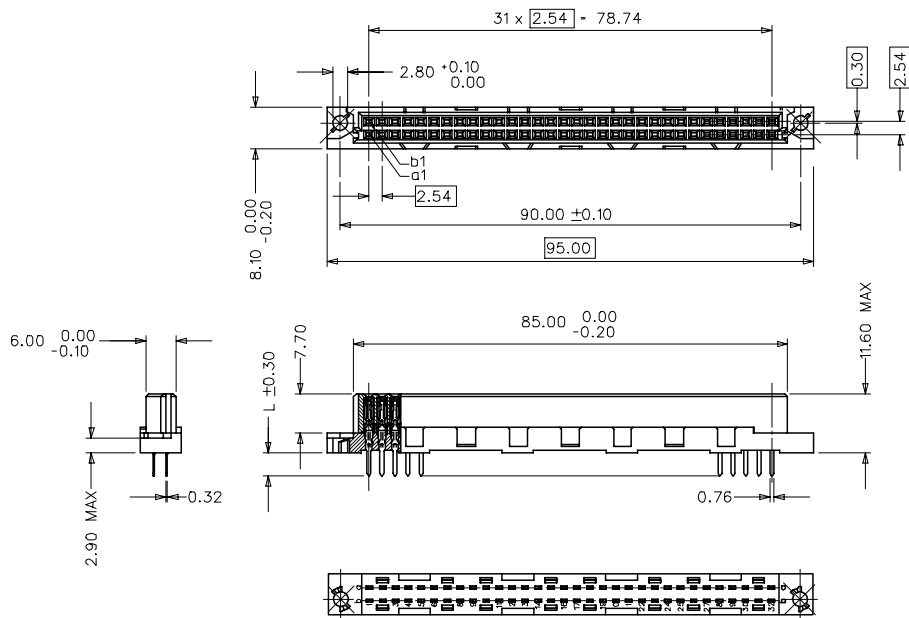
Lead-free Process Capability	Wave Capable (TH only)
------------------------------	------------------------

Material Info**Reference - Drawing Numbers**

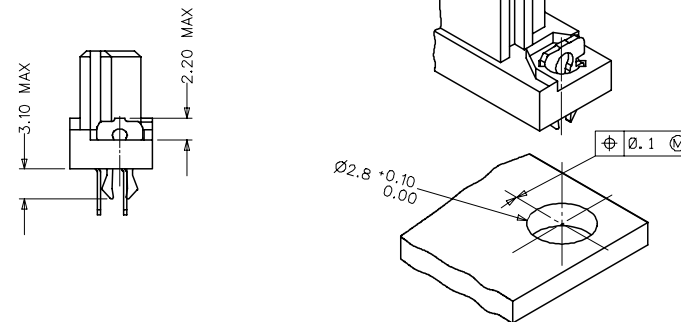
Packaging Specification	PK-36505-001
Product Specification	PS-36500-001
Sales Drawing	SD-36505-0001

This document was generated on 05/13/2010

PLEASE CHECK WWW.MOLEX.COM FOR LATEST PART INFORMATION



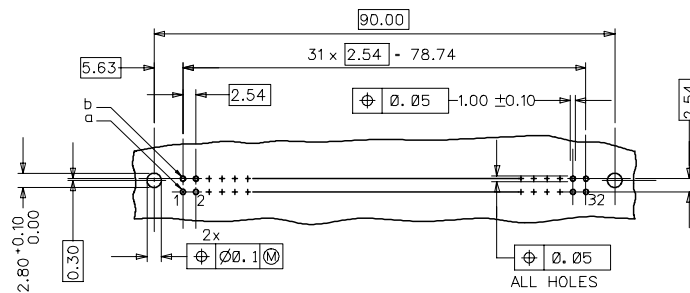
WITH MOUNTING CLIPS



NOTES:

- 1) MATERIALS: THERMOPLASTIC POLYESTER, GLASS FILLED, UL94V-0. COLOUR: NATURAL
TERMINAL - PHOSPHOR BRONZE
MOUNTING CLIP: STEEL
- 2) FINISH: TERMINAL:-
CONTACT AREA
 1. PERFORMANCE LEVEL 1: SELECTIVE GOLD (Au), THICKNESS = 1.1 MICROMETER OVER NICKEL, THICKNESS = 1.8 MICROMETER
 2. PERFORMANCE LEVEL 2: SELECTIVE GOLD (Au), THICKNESS = 0.6 MICROMETER OVER NICKEL, THICKNESS = 1.8 MICROMETER
 3. PERFORMANCE LEVEL 3: SELECTIVE GOLD (Au), THICKNESS = 0.3 MICROMETER OVER NICKEL, THICKNESS = 1.8 MICROMETER
 TERMINATION AREA:
SELECTIVE TIN, THICKNESS = 5 MICROMETER
OVER NICKEL, THICKNESS = 1.5 MICROMETER OVERALL
- 3) MOUNTING CLIP:-
TIN (Sn), THICKNESS = 5-10 MICROMETER,
OVER NICKEL (Ni), THICKNESS = 2.5 MICROMETER
- 4) FOR NON MOUNTING CLIP OPTION, CONNECTOR TO BE SECURED WITH RIVETS: 2 TUBULAR RIVETS 2.5 x 0.3 ... DIN 7340
SCREWS: 2 CHEESEHEAD SCREWS M2.5 x DIN 84 AND 2 HEXAGONAL NUTS M2.5 DIN 934
- 5) MATERIAL NUMBER, BATCH CODE, UL AND CSA MARKING TO BE PRINTED ON THE CONNECTOR
- 6) CUT FACE OF TIP WITHOUT PLATING PERMITTED

RECOMMENDED PCB LAYOUT
COMPONENT SIDE



RoHS COMPLIANT

ENTER DESCRIPTION ELC.MC.12007.004.4 2006/10/10 DRAWING ATT:THARAD 2006/10/11 CHKD:SSUDHIR 2006/10/11 APPR:SSUDHIR 2006/10/10	QUALITY SYMBOLS ▽=0 ▽=0	GENERAL TOLERANCES (UNLESS SPECIFIED)		DIMENSION STYLE MM ONLY		SCALE 2:1	DESIGN UNITS METRIC	THIRD ANGLE PROJECTION
		4 PLACES ± --- ± --- 3 PLACES ± 0.05 ± --- 2 PLACES ± 0.1 ± --- 1 PLACE ± 0.15 ± ---	INCH ± --- ± --- ± ---	DRAWN BY SSUDHIR 2005/12/13	DATE 2005/12/13	TITLE ASSEMBLY DIN 41612 64POS B FEMALE	MATERIAL NO. SD-36505-0001	
DRAFT WHERE APPLICABLE MUST REMAIN WITHIN DIMENSIONS	SIZE A1	THIS DRAWING CONTAINS INFORMATION THAT IS PROPRIETARY TO MOLEX INCORPORATED AND SHOULD NOT BE USED WITHOUT WRITTEN PERMISSION						

	20	19	18	17	16	15	14	13	12	11	10	9	8	7	6	5	4	3	2	1
	MATERIAL No	MOLEX ENG No	PERF LEVEL	PLATING	CONTACT SEQUENCE/ROW	DIM "L" mm	MOUNTING CLIP	FLUX PROOF	PART STATUS											
H	36505-0001	MM-B2401-B640	1	Au+Ni	1.2.3....32 a+b	2.9	NO	NO	ACTIVE											
	36505-0002	MM-B2501-B640	2	Au+Ni	1.2.3....32 a+b	2.9	NO	NO	ACTIVE											
	36505-0003	MM-B2601-B640	3	Au+Ni	1.2.3....32 a+b	2.9	NO	NO	ACTIVE											
L	36505-0004	MM-B2101-B640	1	Au+Pd+Ni	1.2.3....32 a+b	2.9	NO	NO	VOID											
	36505-0005	MM-B2201-B640	2	Au+Pd+Ni	1.2.3....32 a+b	2.9	NO	NO	VOID											
	36505-0006	MM-B2301-B640	3	Au+Pd+Ni	1.2.3....32 a+b	2.9	NO	NO	VOID											
	36505-0007	MM-B2401-B610	1	Au+Ni	1.2.3....32 a+b	2.9	YES	NO	ACTIVE											
	36505-0008	MM-B2501-B610	2	Au+Ni	1.2.3....32 a+b	2.9	YES	NO	ACTIVE											
K	36505-0009	MM-B2601-B610	3	Au+Ni	1.2.3....32 a+b	2.9	YES	NO	ACTIVE											
	36505-0010	MM-B2101-B610	1	Au+Pd+Ni	1.2.3....32 a+b	2.9	YES	NO	VOID											
	36505-0011	MM-B2201-B610	2	Au+Pd+Ni	1.2.3....32 a+b	2.9	YES	NO	VOID											
	36505-0012	MM-B2301-B610	3	Au+Pd+Ni	1.2.3....32 a+b	2.9	YES	NO	VOID											
J	36505-0013	MM-B2401-B640-133	1	Au+Ni	1.2.3....32 a+b	2.9	NO	YES	ACTIVE											
	36505-0014	MM-B2501-B640-133	2	Au+Ni	1.2.3....32 a+b	2.9	NO	YES	ACTIVE											
	36505-0015	MM-B2601-B640-133	3	Au+Ni	1.2.3....32 a+b	2.9	NO	YES	ACTIVE											
	36505-0016	MM-B2101-B640-133	1	Au+Pd+Ni	1.2.3....32 a+b	2.9	NO	YES	VOID											
	36505-0017	MM-B2201-B640-133	2	Au+Pd+Ni	1.2.3....32 a+b	2.9	NO	YES	VOID											
I	36505-0018	MM-B2301-B640-133	3	Au+Pd+Ni	1.2.3....32 a+b	2.9	NO	YES	VOID											
	36505-0019	MM-B2401-B610-133	1	Au+Ni	1.2.3....32 a+b	2.9	YES	YES	ACTIVE											
	36505-0020	MM-B2501-B610-133	2	Au+Ni	1.2.3....32 a+b	2.9	YES	YES	ACTIVE											
	36505-0021	MM-B2601-B610-133	3	Au+Ni	1.2.3....32 a+b	2.9	YES	YES	ACTIVE											
H	36505-0022	MM-B2101-B610-133	1	Au+Pd+Ni	1.2.3....32 a+b	2.9	YES	YES	VOID											
	36505-0023	MM-B2201-B610-133	2	Au+Pd+Ni	1.2.3....32 a+b	2.9	YES	YES	VOID											
	36505-0024	MM-B2301-B610-133	3	Au+Pd+Ni	1.2.3....32 a+b	2.9	YES	YES	VOID											
	36505-0025	MM-B2402-B640	1	Au+Ni	1.2.3....32 a+b	4.5	NO	NO	ACTIVE											
	36505-0026	MM-B2502-B640	2	Au+Ni	1.2.3....32 a+b	4.5	NO	NO	ACTIVE											
G	36505-0027	MM-B2602-B640	3	Au+Ni	1.2.3....32 a+b	4.5	NO	NO	ACTIVE											
	36505-0028	MM-B2102-B640	1	Au+Pd+Ni	1.2.3....32 a+b	4.5	NO	NO	VOID											
	36505-0029	MM-B2202-B640	2	Au+Pd+Ni	1.2.3....32 a+b	4.5	NO	NO	VOID											
	36505-0030	MM-B2302-B640	3	Au+Pd+Ni	1.2.3....32 a+b	4.5	NO	NO	VOID											
F	36505-0031	MM-B2402-B610	1	Au+Ni	1.2.3....32 a+b	4.5	YES	NO	ACTIVE											
	36505-0032	MM-B2502-B610	2	Au+Ni	1.2.3....32 a+b	4.5	YES	NO	ACTIVE											
	36505-0033	MM-B2602-B610	3	Au+Ni	1.2.3....32 a+b	4.5	YES	NO	ACTIVE											
	36505-0034	MM-B2102-B610	1	Au+Pd+Ni	1.2.3....32 a+b	4.5	YES	NO	VOID											
	36505-0035	MM-B2202-B610	2	Au+Pd+Ni	1.2.3....32 a+b	4.5	YES	NO	VOID											
E	36505-0036	MM-B2302-B610	3	Au+Pd+Ni	1.2.3....32 a+b	4.5	YES	NO	VOID											
	36505-0037	MM-B2402-B640-133	1	Au+Ni	1.2.3....32 a+b	4.5	NO	YES	ACTIVE											
	36505-0038	MM-B2502-B640-133	2	Au+Ni	1.2.3....32 a+b	4.5	NO	YES	ACTIVE											
	36505-0039	MM-B2602-B640-133	3	Au+Ni	1.2.3....32 a+b	4.5	NO	YES	ACTIVE											
D	36505-0040	MM-B2102-B640-133	1	Au+Pd+Ni	1.2.3....32 a+b	4.5	NO	YES	VOID											
	36505-0041	MM-B2202-B640-133	2	Au+Pd+Ni	1.2.3....32 a+b	4.5	NO	YES	VOID											
	36505-0042	MM-B2302-B640-133	3	Au+Pd+Ni	1.2.3....32 a+b	4.5	NO	YES	VOID											
	36505-0043	MM-B2402-B610-133	1	Au+Ni	1.2.3....32 a+b	4.5	YES	YES	ACTIVE											
	36505-0044	MM-B2502-B610-133	2	Au+Ni	1.2.3....32 a+b	4.5	YES	YES	ACTIVE											
	36505-0045	MM-B2602-B610-133	3	Au+Ni	1.2.3....32 a+b	4.5	YES	YES	ACTIVE											
	36505-0046	MM-B2102-B610-133	1	Au+Pd+Ni	1.2.3....32 a+b	4.5	YES	YES	VOID											
	36505-0047	MM-B2202-B610-133	2	Au+Pd+Ni	1.2.3....32 a+b	4.5	YES	YES	VOID											
	36505-0048	MM-B2302-B610-133	3	Au+Pd+Ni	1.2.3....32 a+b	4.5	YES	YES	VOID											

RoHS COMPLIANT

ENTER DESCRIPTION ELC INC. 1207 2004 DRWNGSATTI/MARAD 2006/10/10 CHKD/SSUDHIR 2006/10/11 APPR/SSUDHIR 2006/10/16 REV	QUALITY SYMBOLS ▽=0 ▽=0	GENERAL TOLERANCES (UNLESS SPECIFIED) <table border="1"> <tr><th></th><th>mm</th><th>INCH</th></tr> <tr><td>4 PLACES</td><td>±----</td><td>±----</td></tr> <tr><td>3 PLACES</td><td>±----</td><td>±----</td></tr> <tr><td>2 PLACES</td><td>±----</td><td>±----</td></tr> <tr><td>1 PLACE</td><td>±----</td><td>±----</td></tr> </table>		mm	INCH	4 PLACES	±----	±----	3 PLACES	±----	±----	2 PLACES	±----	±----	1 PLACE	±----	±----	DIMENSION STYLE MM ONLY	SCALE ---	DESIGN UNITS METRIC	THIRD ANGLE PROJECTION
		mm	INCH																		
	4 PLACES	±----	±----																		
	3 PLACES	±----	±----																		
2 PLACES	±----	±----																			
1 PLACE	±----	±----																			
DRAFT WHERE APPLICABLE MUST REMAIN WITHIN DIMENSIONS	SEE CHART	DRAWN BY SSUDHIR	DATE 2005/12/13	TITLE ASSEMBLY DIN 41612 64POS B FEMALE																	
		CHECKED BY XPRASAD	DATE 2005/12/13																		
		APPROVED BY XPRASAD	DATE 2005/12/13																		
		MATERIAL NO. SEE CHART	DOCUMENT NO. SD-36505-0001	MOLEX INCORPORATED	SHEET NO. 2 OF 2																
		THIS DRAWING CONTAINS INFORMATION THAT IS PROPRIETARY TO MOLEX INCORPORATED AND SHOULD NOT BE USED WITHOUT WRITTEN PERMISSION																			