

Filtered Low Noise Amplifier

SPECTRUM MICROWAVE

P/N: 310-024103-022

For GPS Applications

1575 MHz

This series of Low Noise Amplifiers provides a filtered, low-noise gain solution ideal for applications where higher reliability is critical. These filtered low noise amplifiers are designed to reduce out-of-band interference while achieving high dynamic range.

A 3-pole ceramic filter selects only the desired GPS positioning signal while the low-noise gain stage maintains the receiving system's sensitivity.

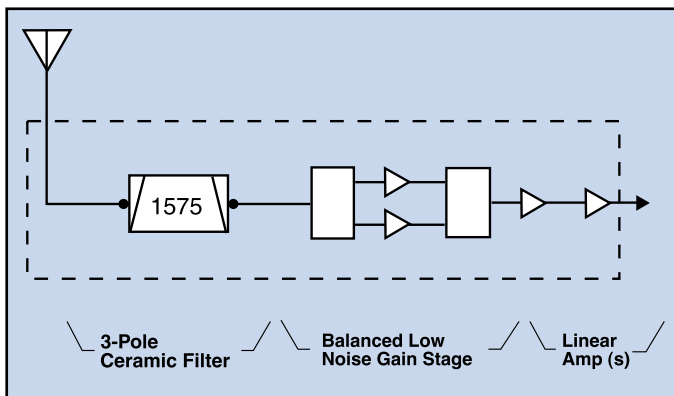
The LNA rejects undesired signals by at least 40 dB at 1050, 1410, and 1710 MHz. See the graphs on Page 2 for return loss, rejections, and gain of a typical unit.

The preamplifier is powered by DC voltage applied to the center conductor of the output connector. Optionally, the unit can be powered through an external DC bias connector.

Features and Benefits

- Noise figure 1.6 dB typical
- Filtered preamp filters
- Lightweight aluminum housing
- Single band (L1) performance
- Coaxial and external bias options
- Environmental sealing available
- Application specific packages available
- L5 configurations available upon request

Block Diagram



ISO 9001
CERTIFIED

SPECTRUM MICROWAVE • 38166 Old Stage Road • Delmar, Delaware 19940 • Phone: 302-846-2750 • Fax: 302-846-3888
SPECTRUM MICROWAVE • 2707 Black Lake Place • Philadelphia, Pennsylvania 19154 • Phone: 215-464-4000 • Fax: 215-464-4001



P/N: 310-024103-022

Typical Performance Specifications

- Frequency 1575.42 MHz (L1)
 - Bandwidth 30 MHz min.
 - Noise figure 2.0 dB max.
 - VSWR 1.5:1 max.
 - Gain 14 dB min.
 - Gain Flatness +/-0.5 dB
 - Rejection 40 dB @ 1050, 1410, 1710 MHz
 - Bias Ext Bias, MR01
 - DC Power 16-32 VDC
 - Temperature Range -40°C to +71°C
- All specifications above measured at 25°

Dimensions and Connections

- Antenna port J1
 - Receiver port J2
 - External bias J3
 - SMA type female connectors
 - 2.20"ø x 0.080"H excluding connectors
 - Optional Bias cable is available to simplify testing and evaluation (P/N: A020-0560)
- Chassis is machined aluminum with a nickel plate finish.

Noise Figures

GPS Band	Freq (MHz)	NF (dB)
L1	1565	1.60
	1575	1.60
	1585	1.60

S-Parameters for this model are available on our website.
LNA parameters include noise data.

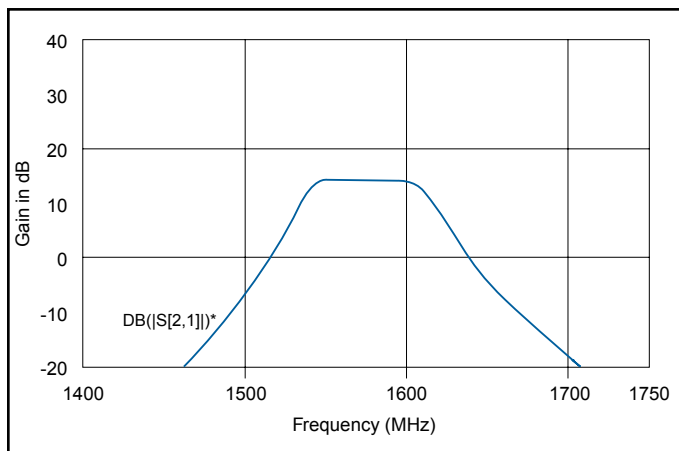


www.SpectrumMicrowave.com

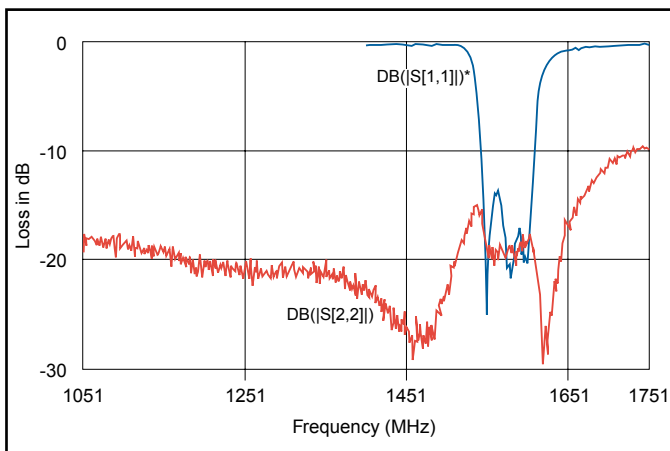
Filtered Low Noise Amplifier

1575 MHz

Amplifier Gain



Return Loss



Dimensions (inches)

