

PLEASE CHECK WWW.MOLEX.COM FOR LATEST PART INFORMATION

Part Number: [0781715006](#)
Status: **Active**
Overview: [picoezmate](#)
Description: 1.20mm (.047") Pitch Pico-EZmate™ Wire-to-Board Header, Vertical, Housing Height: 1.65mm (.065"), with side-Friction Locks, 6 Circuits, Lead-free

Documents:

[3D Model](#) [Product Specification PS-78172-001 \(PDF\)](#)
[Drawing \(PDF\)](#) [RoHS Certificate of Compliance \(PDF\)](#)

General

Product Family	PCB Headers
Series	78171
Application	Wire-to-Board
Overview	picoezmate
Product Name	Pico-EZmate™

Physical

Breakaway	No
Circuits (Loaded)	6
Color - Resin	Black
Durability (mating cycles max)	10
Glow-Wire Compliant	No
Guide to Mating Part	Yes
Keying to Mating Part	Yes
Lock to Mating Part	Yes
Mated Height (in)	0.065 In
Mated Height (mm)	1.65 mm
Material - Metal	Copper Alloy
Material - Plating Mating	Gold
Material - Plating Termination	Gold
Number of Rows	1
Orientation	Vertical
PCB Locator	No
PCB Retention	Yes
Packaging Type	Embossed Tape on Reel
Pitch - Mating Interface (in)	0.047 In
Pitch - Mating Interface (mm)	1.20 mm
Polarized to Mating Part	Yes
Polarized to PCB	Yes
Stackable	No
Surface Mount Compatible (SMC)	Yes
Temperature Range - Operating	-25°C to +85°C
Termination Interface: Style	Surface Mount

Electrical

Current - Maximum per Contact	1.5A
Voltage - Maximum	50V AC/DC

Material Info

Reference - Drawing Numbers

Packaging Specification	PK-78171-001
Product Specification	PS-78172-001
Sales Drawing	SD-78171-001, SD-78171-002

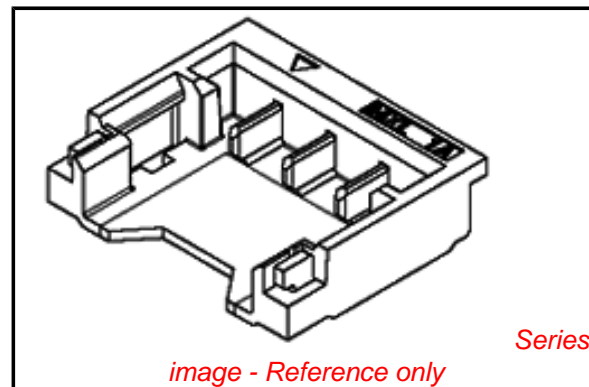


image - Reference only

EU RoHS

**ELV and RoHS
Compliant**
**REACH SVHC
Contains SVHC: No**
**Halogen-Free
Status**

China RoHS



**Need more information on product
environmental compliance?**

Email productcompliance@molex.com
 For a multiple part number RoHS Certificate of Compliance, [click here](#)

Please visit the [Contact Us](#) section for any non-product compliance questions.

Search Parts in this Series

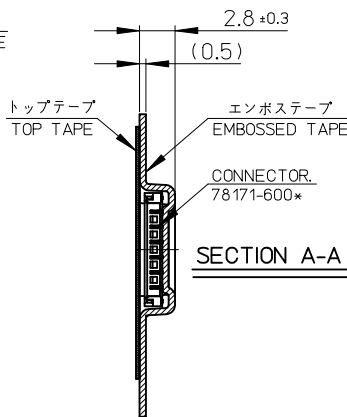
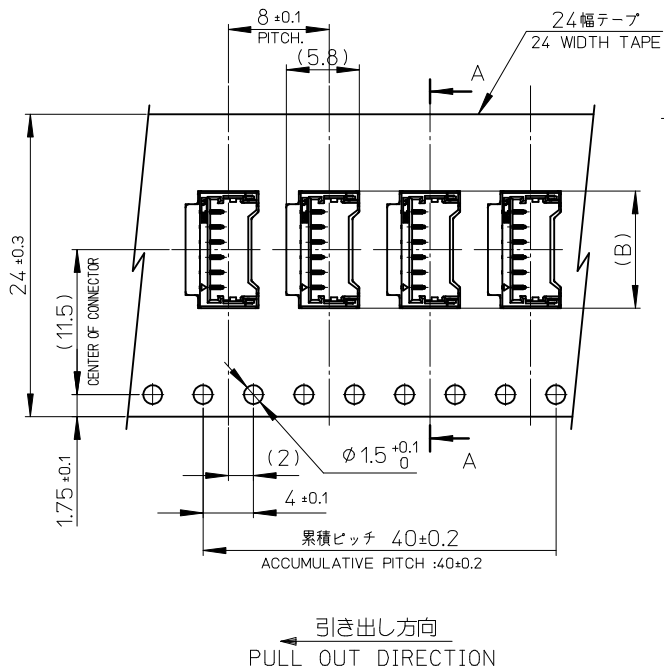
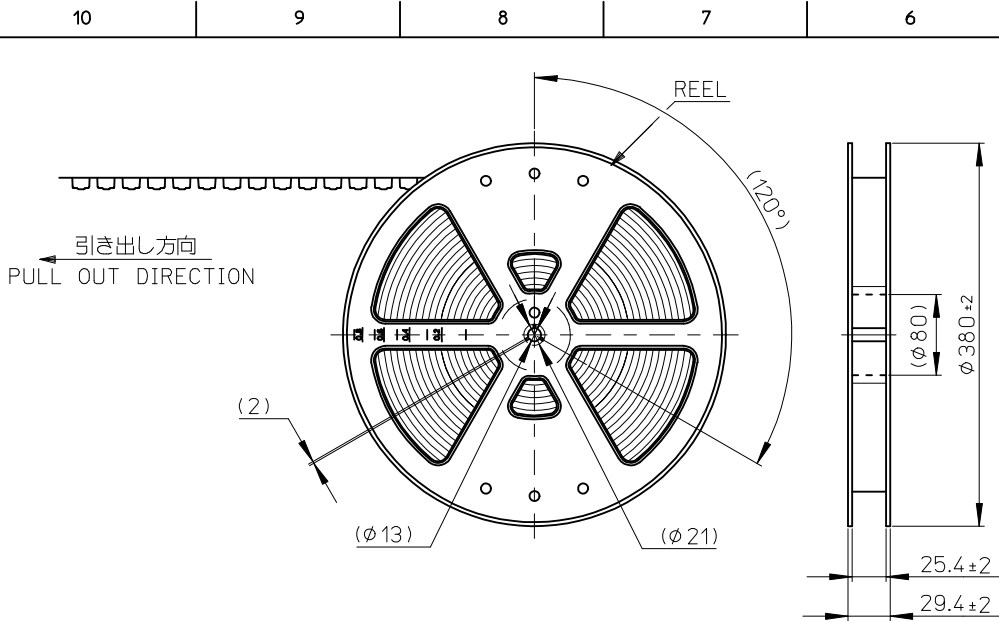
[78171Series](#)

Mates With

[78172 Crimp Housing&Terminal](#)

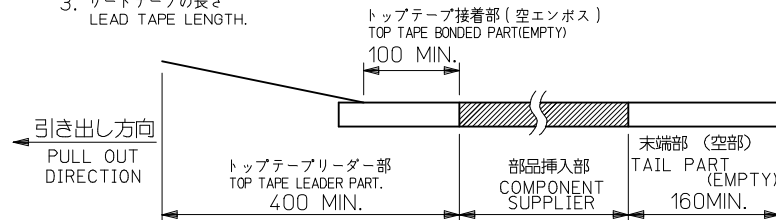
This document was generated on 06/07/2010

PLEASE CHECK WWW.MOLEX.COM FOR LATEST PART INFORMATION



NOTES

- 製品詳細につきましては、SD-78171-002 を参照下さい。
RE DETAILED DIMENSION, SEE SD-78171-002.
- 梱包数量: 4,500 個/リール
NUMBER OF CONNECTORS: 4,500PCS/REEL.
- リードテープの長さ
LEAD TAPE LENGTH.

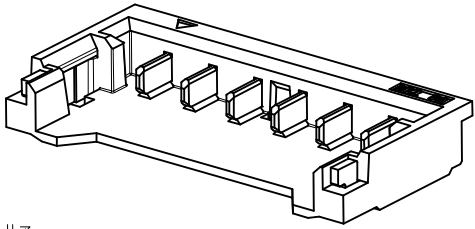
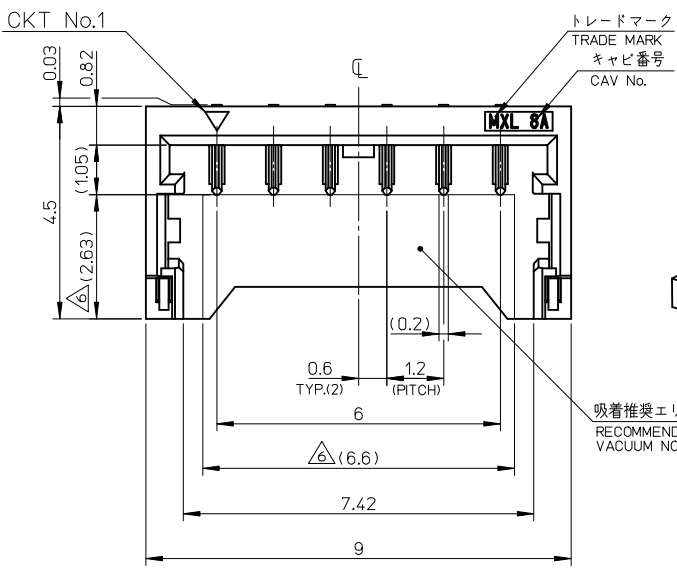


- 材料 (MATERIAL)
キャリアテープ (CARRIER TAPE): ポリスチレン (POLYSTYRENE)
トップテープ (TOP TAPE): PET, PE, PEF
リール (REEL): ポリスチレン (POLYSTYRENE) <リサイクル材を含む>
<RECYCLE MATERIAL CONTAINED.>
- 製品の取扱いについては取扱説明書 "AS-78172-001" を参照願います。
REFER TO INSTRUCTION MANUAL "AS-78172-001"
- ELV及びRoHS適合品
ELV AND RoHS COMPLIANT.

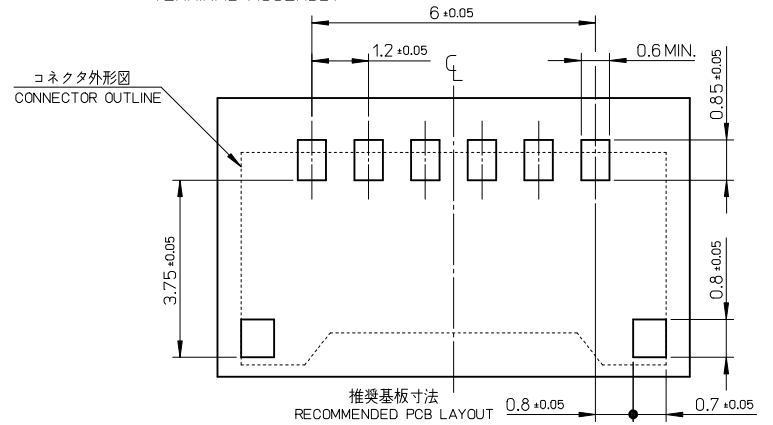
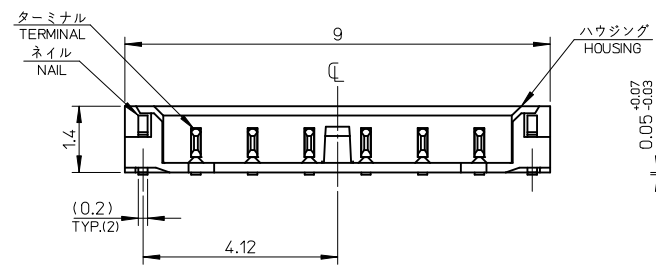
YES	9.3	78171-6006	78171-5006	6	78171-500*
ANTI-WICKING	B	CONNECTOR	MATERIAL NO.	CKT.	MODEL NO.

REVISED EC NO: J2009-2236 DRWN: CWL M 2009/05/04 CHKD: L S L E E 2009/05/11 APPR: NUK I T A 2009/05/12	GENERAL TOLERANCES (UNLESS SPECIFIED)		DIMENSION STYLE MM ONLY		SCALE	DESIGN UNITS METRIC	THIRD ANGLE PROJECTION
	10 UNDER	±0.2	DRAWN BY T. ODA	DATE '08/11/07	TITLE EMBOSSSED TAPE PKG FOR 78171		
	10 OVER 30 UNDER	±0.25	CHECKED BY SA. SATO	DATE '08/11/07	APPROVED BY S. ICHIKAWA		
	30 OVER	±0.3	DATE '08/11/07	MATERIAL NO. SEE CHART			
ANGULAR ±1 °		DRAFT WHERE APPLICABLE MUST REMAIN WITHIN DIMENSIONS		DOCUMENT NO. SD-78171-001		SHEET NO. 1 OF 1	
A2	THIS DRAWING CONTAINS INFORMATION THAT IS PROPRIETARY TO MOLEX INCORPORATED AND SHOULD NOT BE USED WITHOUT WRITTEN PERMISSION						

- 注記: 1. 材質 ハウジング: PA46, UL94V-2色: 黒
 NOTES. MATERIALS HOUSING: PA46, UL94V-2, COLOUR:BLACK
 ターミナル: 銅合金
 TERMINAL: COPPER ALLOY
 ネイル: 銅合金
 FITTING NAIL: COPPER ALLOY
2. メッキ仕様
 FINISHES ターミナル: 金メッキ0.1μmMIN. ニッケル下地メッキ1.0μm MIN
 TERMINAL: GOLD 0.1μmMIN. WITH 1.0μm MIN NICKEL UNDERPLATE OVERALL
 ネイル: 錫メッキ1.5μm MIN ニッケル下地メッキ1.0μm MIN
 FITTING NAIL: 1.5μm MIN TIN WITH 1.0μm MIN NICKEL UNDERPLATE OVERALL
3. 嵌合相手: 78172-5006
 MATING WITH: 極数 No. CIRCUIT No.
4. 梱包形態: エンボスリール梱包 (詳細はSD-78171-001 を参照願います)
 PACKAGING SPECIFICATION: EMBOSSED TAPE (REFER TO SD-78171-001)
- △ 製品番号は右記の内容を示す: 78171-6006
 PRODUCT NUMBER INDICATES FOLLOWING 極数 No. CIRCUIT No.
- △ 吸着推奨エリアを示す
 SHOWS VACUUM NOZZLE AREA.
 ソルダテールとネイルの平坦度: 0.10 mm MAX
 SOLDER TAIL AND FITTING NAIL COPLANARITY 0.1mm MAX.
8. ELV及びRoHS適合品
 ELV AND RoHS COMPLIANT.
9. 製品の取扱いについては取扱説明書"AS-78172-001"を参照願います
 REFER TO INSTRUCTION MANUAL "AS-78172-001"
- Ⓐ 10. APPLY ANTI-WICKING SOLUTION ON HOUSING BEFORE TERMINAL ASSEMBLY



吸着推奨エリア
 RECOMMENDED CHIPMOUNTER
 VACUUM NOZZLE AREA



Ⓐ YES	78171-5006	78171-6006	78171-600*
	PACKING FORM: EMBOSSED TAPE		
ANTI-WICKING	ORDER No.	MATERIAL NO.	MODEL NO.

REVISED EC NO.: J2009-2157 DRAWN: CWLAW CHKD: SLEE APPR: NUKITA	DESCRIPTION	GENERAL TOLERANCES (UNLESS SPECIFIED)	DIMENSION STYLE MM ONLY	SCALE 10:1	DESIGN UNITS METRIC	THIRD ANGLE PROJECTION
	REV	10 UNDER ±0.2	DRAWN BY T. ODA	DATE 08/06/20	TITLE 12W/B CONN. HDR ASS'Y 6CKT	
	A1	10 OVER 30 UNDER ±0.25	CHECKED BY SA. SATO	DATE 08/06/20	APPROVED BY S. ICHIKAWA	
		30 OVER ±0.3	APPROVED BY S. ICHIKAWA	DATE 08/06/20	MOLEX INCORPORATED	
		ANGULAR ±1 °	MATERIAL NO.	DOCUMENT NO.	SHEET NO. 1 OF 1	
	DRAFT WHERE APPLICABLE MUST REMAIN WITHIN DIMENSIONS	SEE CHART	SD-78171-002			