

PLEASE CHECK WWW.MOLEX.COM FOR LATEST PART INFORMATION

Part Number: [0353010860](#)
Status: **Active**
Description: 2.50mm (.098") Pitch SPOX™ Wire-to-Board Header, Vertical, Shrouded, Tube Packaged Version of 5267, 8 Circuits, Tin (Sn) Plating

Documents:

[3D Model](#) [Product Specification PS-35301-001 \(PDF\)](#)
[Drawing \(PDF\)](#) [RoHS Certificate of Compliance \(PDF\)](#)

Agency Certification

CSA LR 19980
 UL E29179

General

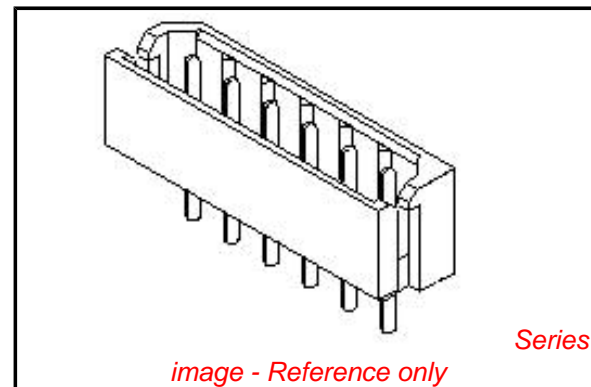
Product Family PCB Headers
 Series [35301](#)
 Application Wire-to-Board
 Product Name SPOX™

Physical

Breakaway No
 Circuits (Loaded) 8
 Circuits (maximum) 8
 Color - Resin Natural
 Durability (mating cycles max) 30
 First Mate / Last Break No
 Flammability 94V-0
 Glow-Wire Compliant No
 Guide to Mating Part No
 Keying to Mating Part None
 Lock to Mating Part Yes
 Material - Plating Mating Tin
 Material - Plating Termination Tin
 Material - Resin Nylon
 Number of Rows 1
 Orientation Vertical
 PCB Locator No
 PCB Retention Yes
 PCB Thickness Recommended (mm) 1.60 mm
 Packaging Type Tube
 Pitch - Mating Interface (in) 0.098 In
 Pitch - Mating Interface (mm) 2.50 mm
 Plating min: Mating (µin) 160
 Plating min: Mating (µm) 4
 Plating min: Termination (µin) 160
 Plating min: Termination (µm) 4
 Polarized to Mating Part Yes
 Polarized to PCB No
 Shrouded Partial
 Stackable No
 Surface Mount Compatible (SMC) No
 Temperature Range - Operating -40°C to +105°C
 Termination Interface: Style Through Hole

Electrical

Current - Maximum per Contact 3A



EU RoHS **China RoHS**

Compliance Status

Not Reviewed

REACH SVHC

Not Reviewed

Halogen-Free

Status

Not Reviewed

Need more information on product environmental compliance?

Email productcompliance@molex.com
 For a multiple part number RoHS Certificate of Compliance, [click here](#)

Please visit the [Contact Us](#) section for any non-product compliance questions.

Search Parts in this Series

[35301Series](#)

Mates With

[5264](#) SPOX™ Wire-to-Board Crimp Housing. [42219](#) SPOX™ IDT Receptacle Housing

Voltage - Maximum

250V

Material Info

Reference - Drawing Numbers

Product Specification

PS-35301-001

Sales Drawing

SD-35301-002, SD-35301-015

This document was generated on 04/13/2010

PLEASE CHECK WWW.MOLEX.COM FOR LATEST PART INFORMATION


DWG. NO.
SD-35301-002

SIMILAR ITEM

PROJECT NO.

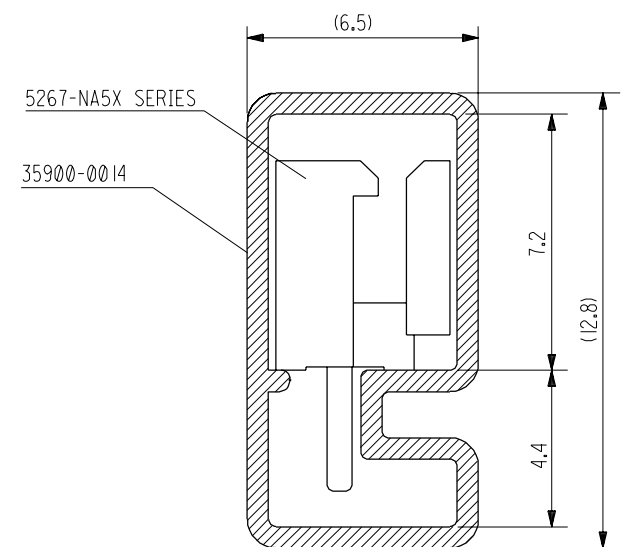
5 4 3 2 1

STICKER OR VINYL
(MOLEX LOGO SIDE)



← STOPPER

VIEW V



← V

NOTES

1. PACKING TYPE : STOPPER & STICKER LOCKING TYPE(GENERAL)
: VINYL & STOPPER LOCKING TYPE(FOR S/S)
2. THICKNESS : 0.6 †
3. LENGTH : 550 mm

| | | | | |
|------|------------|-----------|-----------|---------------------|
| 8 | 35301-0860 | 353010860 | 20 | 5267-NA5X SERIES |
| 7 | 35301-0760 | 353010760 | 25 | |
| 3 | 35301-0360 | 353010360 | 50 | |
| 2 | 35301-0260 | 353010260 | 70 | |
| CKTS | ENG NO. | MAT'L NO. | Q'TY/TUBE | USED ON |

| | | | | | | | | | | | |
|--|-------------|-----------------|---|------|------------------------------------|---|-----------------------------|--|---------------------|-----|--|
| NEW RELEASED EC NO. KOR2002-0048 DRWN: KSKIM(011130) CHK: J.K.OH APPR: C.W.LEE | DESCRIPTION | QUALITY SYMBOLS | GENERAL TOLERANCES: (UNLESS SPECIFIED) | | SCALE 5 : 1 | DESIGN UNITS <input checked="" type="checkbox"/> mm <input type="checkbox"/> INCH | THIRD ANGLE PROJECTION | DIMENSIONS: <input type="checkbox"/> mm <input type="checkbox"/> INCH <input checked="" type="checkbox"/> mm ONLY | SHT | REV | |
| | | MAJOR = | mm | INCH | DRAWN BY & DATE K.S.KIM(011130) | TITLE: TUBE PACKAGED FOR 5267-NA5X SERIES | | | | | |
| A | REV | CRITICAL = | 4 PLACES | ±0. | ±. | CHECKED BY & DATE J.K.OH | MOLEX INCORPORATED KOREA | | | | |
| | | | 3 PLACES | ±0. | ±. | APPROVED BY & DATE C.W.LEE | | | | | |
| | | | 2 PLACES | ±0. | ±. | CAD FILENAME E35301B.DGN | MATERIAL NO. SEE TABLE | DRAWING NO. SD-35301-002 | SHEET NO. 1 OF 1 | | |
| | | | 1 PLACE | ±0.4 | ±. | THIS DRAWING CONTAINS INFORMATION THAT IS PROPRIETARY TO MOLEX INCORPORATED AND SHOULD NOT BE USED WITHOUT WRITTEN PERMISSION. | | | | | |
| | | | ANGULAR: ± 3 ° | | | SIZE A | | | | | |
| | | | DRAFT WHERE APPLICABLE MUST REMAIN WITHIN DIMENSIONS | | | MX-A4 | | | | | |

5 4 3 2 1

