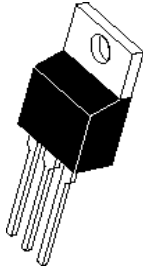
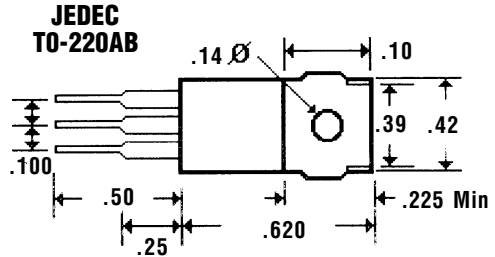


Description



Mechanical Dimensions

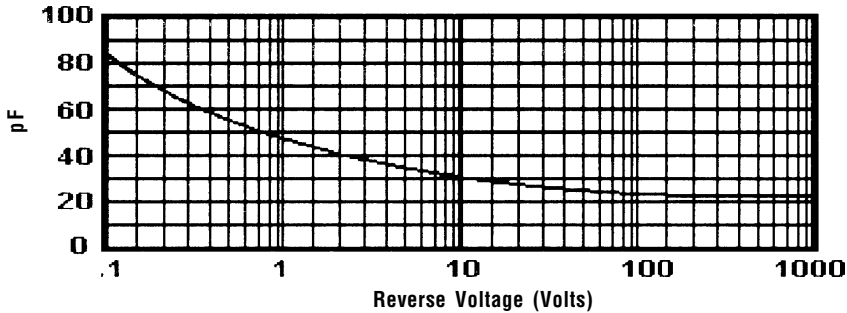


Features

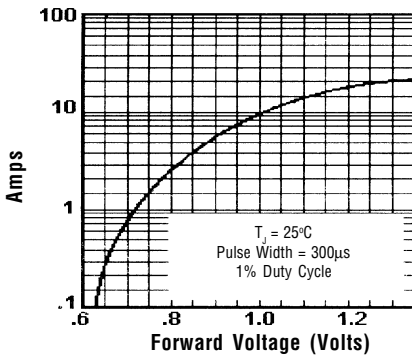
- LOW COST
- LOW LEAKAGE
- DIFFUSED JUNCTION
- MEETS UL SPECIFICATION 94V-0

Electrical Characteristics @ 25°C.	FR1601 ... 1606 Series						Units
Maximum Ratings	FR1601	FR1602	FR1603	FR1604	FR1605	FR1606	
Peak Repetitive Reverse Voltage... V_{RRM}	50	100	200	400	600	800	Volts
RMS Reverse Voltage... $V_{R(rms)}$	35	70	140	280	420	560	Volts
DC Blocking Voltage... V_{DC}	50	100	200	400	600	800	Volts
Average Forward Rectified Current... $I_{F(av)}$ $T_A = 55^\circ\text{C}$ (Note 3)				16			Amps
Non-Repetitive Peak Forward Surge Current... I_{FSM} @ Rated Current & Temp				300			Amps
Forward Voltage @ 8.0A... V_f				1.1			Volts
DC Reverse Current... I_R @ Rated DC Blocking Voltage				10			μAmps
				100			μAmps
Typical Junction Capacitance... C_j (Note 1)				55			pF
Typical Thermal Resistance... $R_{\theta JC}$ (Note 2)				3.0			$^\circ\text{C} / \text{W}$
Operating & Storage Temperature Range... T_J, T_{STRG}				-65 to 175			$^\circ\text{C}$

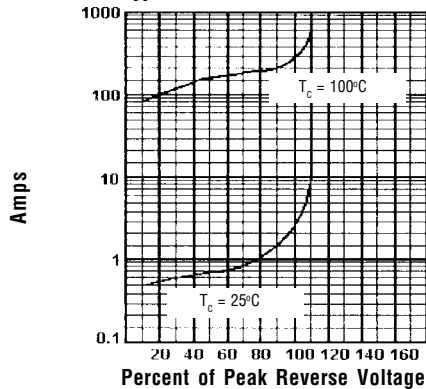
Typical Junction Capacitance



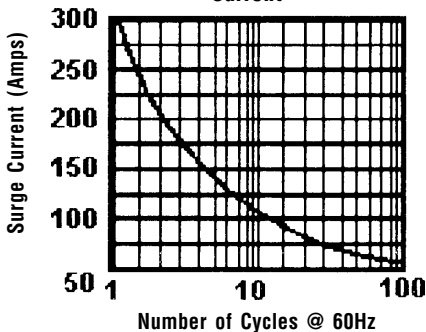
Typical Forward Characteristics



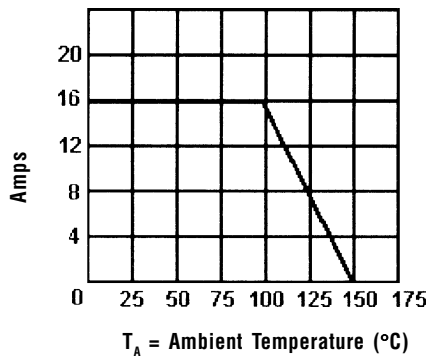
Typical Reverse Characteristics



Maximim Non-Repetitive Surge Current



Forward Current Derating Curve



Ratings at 25 Deg. C ambient temperature unless otherwise specified.

Single Phase Half Wave, 60 HZ Resistive or Inductive Load.

For Capacitive Load, Derate Current by 20%.

- NOTES:**
1. Measured @ 1 MHz and applied reverse voltage of 4.0V.
 2. Thermal Resistance Junction to Ambient, Jedec Method.
 3. When Mounted to heat sink, from body.