

PLEASE CHECK WWW.MOLEX.COM FOR LATEST PART INFORMATION

Part Number: [0879143616](#)
Status: **Active**
Overview: [cgrid_sl_products](#)
Description: 2.54mm (.100") Pitch C-Grid® Header, Through Hole, Dual Row, Vertical, 36 Circuits, 2.50µm (98.4µ") Tin (Sn) Overall Plating, Tray Packaging, Lead-free

Documents:

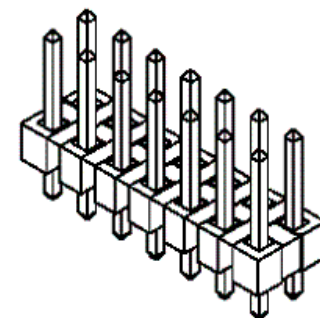
[3D Model](#) [Product Specification PS-87920-019 \(PDF\)](#)
[Drawing \(PDF\)](#) [RoHS Certificate of Compliance \(PDF\)](#)

General

Product Family	PCB Headers
Series	87914
Application	Board-to-Board, Wire-to-Board
Overview	cgrid_sl_products
Product Name	C-Grid®

Physical

Breakaway	Yes
Circuits (Loaded)	36
Circuits (maximum)	36
Color - Resin	Black
First Mate / Last Break	No
Glow-Wire Compliant	No
Guide to Mating Part	No
Keying to Mating Part	None
Lock to Mating Part	None
Mated Height (in)	0.230 In
Mated Height (mm)	5.84 mm
Material - Metal	Copper Alloy
Material - Plating Mating	Tin
Material - Plating Termination	Nickel
Material - Resin	High Temperature Thermoplastic
Number of Rows	2
Orientation	Vertical
PC Tail Length (in)	0.110 In
PC Tail Length (mm)	2.79 mm
PCB Locator	No
PCB Retention	None
PCB Thickness Recommended (in)	0.062 In
PCB Thickness Recommended (mm)	1.60 mm
Packaging Type	Tray
Pitch - Mating Interface (in)	0.100 In
Pitch - Mating Interface (mm)	2.54 mm
Pitch - Term. Interface (in)	0.100 In
Pitch - Term. Interface (mm)	2.54 mm
Plating min: Mating (µin)	98
Plating min: Mating (µm)	2.50
Plating min: Termination (µin)	49
Plating min: Termination (µm)	1.25
Polarized to Mating Part	No
Polarized to PCB	No
Shrouded	No
Stackable	No
Surface Mount Compatible (SMC)	Yes
Temperature Range - Operating	-55°C to +105°C



Series

image - Reference only

EU RoHS

ELV and RoHS Compliant
REACH SVHC
 Not Reviewed
Halogen-Free Status
 Not Reviewed

China RoHS



Need more information on product environmental compliance?

Email productcompliance@molex.com
 For a multiple part number RoHS Certificate of Compliance, [click here](#)

Please visit the [Contact Us](#) section for any non-product compliance questions.

Search Parts in this Series

87914Series

Mates With

7859 Shunts. C-Grid® PCB Receptacles like 71850. SL™ IDT Housing like 70450

Termination Interface: Style Through Hole

Electrical

Current - Maximum per Contact 3A
Voltage - Maximum 250V

Solder Process Data

Duration at Max. Process Temperature (seconds) 12
Lead-free Process Capability Wave Capable (TH only)
Max. Cycles at Max. Process Temperature 1
Process Temperature max. C 260

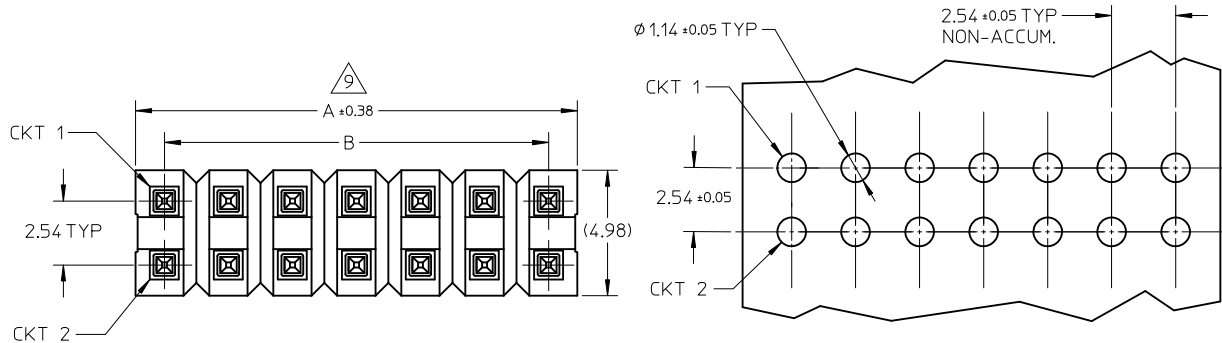
Material Info

Reference - Drawing Numbers

Packaging Specification PK-89990-489
Product Specification PS-87920-019
Sales Drawing SD-87914-013

This document was generated on 05/26/2010

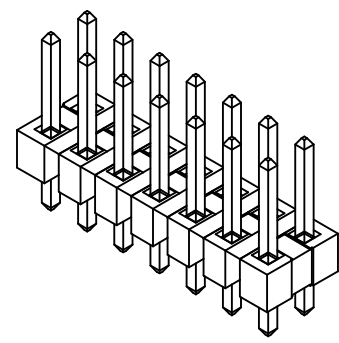
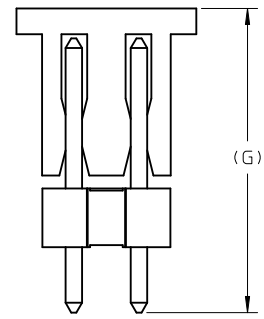
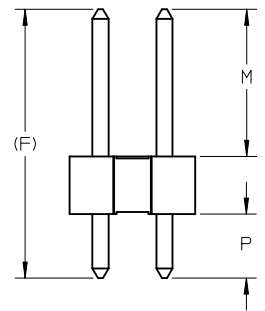
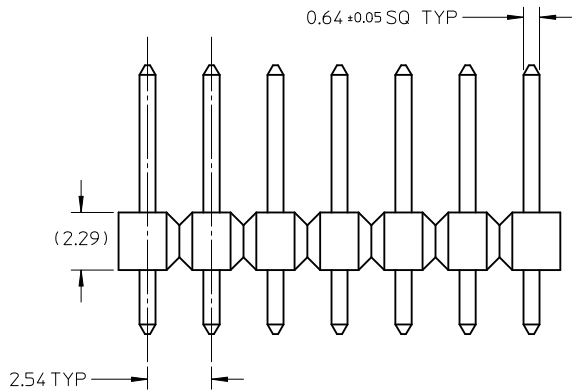
PLEASE CHECK WWW.MOLEX.COM FOR LATEST PART INFORMATION



RECOMMENDED P.C.B HOLE LAYOUT

NOTES:

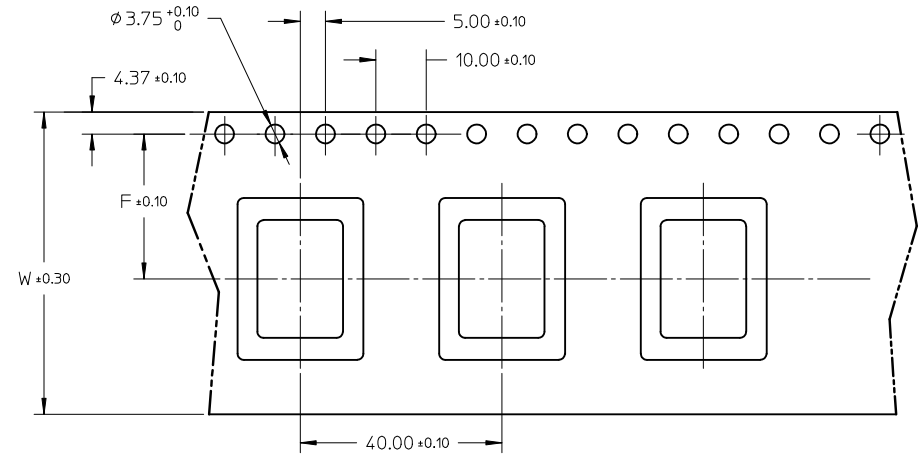
1. MATERIAL:
 - HSG: LCP, GLASS-FILLED, UL94V-0, COLOR: BLACK
 - PIN: 0.64MM SQ PIN, COPPER ALLOY
2. PLATING TYPE:
 - (1) : GOLD FLASH OVER
1.25 MICRO METER MIN. NICKEL OVERALL.
 - (2) : 0.025 μm MIN. GOLD PLATE ON CONTACT AND 1.88 μm MIN. TIN ON SOLDERTAIL OVER 1.25 μm MIN. NICKEL OVERALL.
 - (3) : 0.25 μm MIN. GOLD PLATE ON CONTACT AND 1.88 μm MIN. TIN ON SOLDERTAIL OVER 1.25 μm MIN. NICKEL OVERALL.
 - (4) : 0.38 μm MIN. GOLD PLATE ON CONTACT AND 1.88 μm MIN. TIN ON SOLDERTAIL OVER 1.25 μm MIN. NICKEL OVERALL.
 - (5) : 0.75 μm MIN. GOLD PLATE ON CONTACT AND 1.88 μm MIN. TIN ON SOLDERTAIL OVER 1.25 μm MIN. NICKEL OVERALL
 - (6) : 2.50 μm MIN. TIN IN SELECTED AREA OVER 1.25 μm MIN. NICKEL OVERALL.
 - (7) : 0.38 μm MIN. GOLD PLATE ON CONTACT AND 2.50 μm MIN. TIN ON SOLDERTAIL OVER 1.25 μm MIN. NICKEL OVERALL.
 - (8) : 0.38 μm MIN. GOLD PLATE ON CONTACT AND 0.05 μm MIN. GOLD FLASH ON SOLDERTAIL OVER 1.25 μm MIN. NICKEL OVERALL.
3. PIN PUSHOUT FORCE: 1KG MIN IN EITHER DIRECTION
4. THE ABOVE 14 CKT IS FOR ILLUSTRATION PURPOSE ONLY.
5. FOR PACKAGING OPTION PLEASE REFER TO THE TABLE.
6. RECOMMENDED PCB THICKNESS 1.60MM.
7. PRODUCT SPECIFICATION: PS-87920-019
8. WAFER TO BE FLAT WITHIN 0.003mm/mm
9. IRREGULAR CIRCUIT CUTOFF WITHIN BREAKAWAY SECTION IS PERMISSIBLE. CUTTING OR CHIPPING OF THE MAIN BODY IS NOT ACCEPTABLE.
10. PARTS ARE NOT STACKABLE ON 2.54 CENTER
11. CAP TO BE PLACED AS CENTRAL OF PART AS POSSIBLE WITH THE TOP SURFACE FLAT FOR PICK AND PLACE.
12. PACKAGING SPECIFICATION:
 - TRAY: PK-89990-489
 - BULK: PK-89990-491



PG8. +879140108 EC NO: S2010-0695 DRW:ATSEE 2010/02/11 CHKD:PTLIM 2004/12/08 APPR:MLONG 2010/06/05 REV D7	QUALITY SYMBOLS $\nabla_A = 0$ $\nabla_C = 0$ $\nabla_P = 0$	GENERAL TOLERANCES (UNLESS SPECIFIED)		DIMENSION STYLE MM ONLY		SCALE NTS	DESIGN UNITS METRIC	THIRD ANGLE PROJECTION		
			mm	INCH	DRAWN BY	DATE	TITLE			
		4 PLACES	± ---	± ---	KCHO	2004/11/05	2.54MM PITCH DUAL ROW HEADER SINGLE WAFER, T/H MOLEX INCORPORATED			
		3 PLACES	± ---	± ---	CHECKED BY	DATE				
	ANGULAR ± 3 °		APPROVED BY	DATE	DOCUMENT NO.					
	DRAFT WHERE APPLICABLE MUST REMAIN WITHIN DIMENSIONS		SCLOW	2004/12/10	SEE TABLE		SD-87914-013		SHEET NO. 1 OF 46	
			SIZE	THIS DRAWING CONTAINS INFORMATION THAT IS PROPRIETARY TO MOLEX INCORPORATED AND SHOULD NOT BE USED WITHOUT WRITTEN PERMISSION						

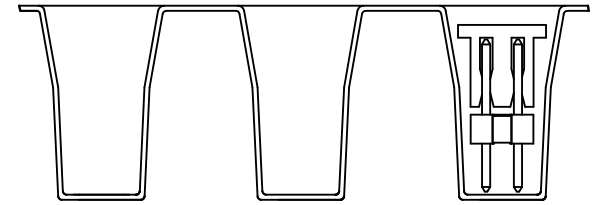
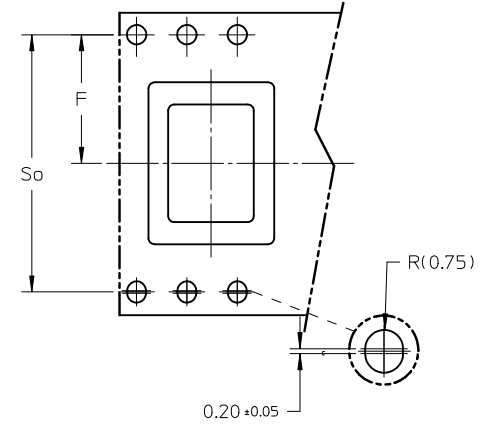
P/N	CKT SIZE	F	So	W	QTY/ REEL
87914-0627	06	11.50	-	24.00	250
87914-0827	08	11.50	-	24.00	250

FOR TAPE WIDTH WITH SINGLE ROW SPROCKET HOLES.



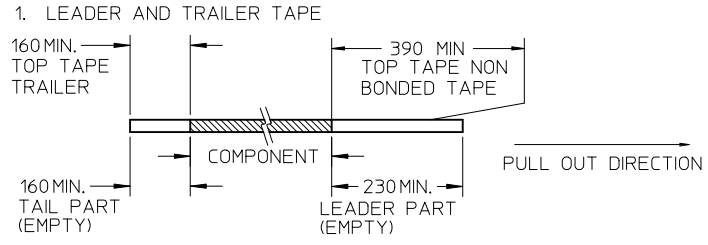
CUSTOMER
PULL OUT DIRECTION

FOR TAPE WIDTH WITH 2 ROWS OF SPROCKET HOLES.

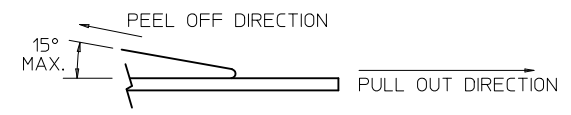


VIEW OF PART ORIENTATION
IN TAPE & REEL

NOTES:



2. PEELING OFF FORCE OF THE TOP TAPE: 20 - 80gf.
(PEELING DIRECTION AS SHOWN IN FOLLOWING FIGURE)



3. TAPE AND REEL SPECIFICATION IS AS PER EIA-481.
4. THE TAPE IS TREATED FOR ANTI-STATIC.

REV	DESCRIPTION	QUALITY SYMBOLS	GENERAL TOLERANCES (UNLESS SPECIFIED)		DIMENSION STYLE	SCALE	DESIGN UNITS	THIRD ANGLE PROJECTION		
			mm	INCH	MM ONLY	NTS	METRIC	⊙ □		
D7	PG8. +879140108 EC NO: S2010-0695 DR:WATSEE 2010/02/11 CHKD:PTLIM 2004/12/08 APPR:MLONG 2010/06/05	$F_A=0$ $F_C=0$ $F_P=0$	4 PLACES ± --- ± --- 3 PLACES ± --- ± --- 2 PLACES ± 0.20 ± --- 1 PLACE ± --- ± ---	DRAWN BY: KCHO CHECKED BY: PTLIM APPROVED BY: SCLOW	DATE: 2004/11/05 DATE: 2004/12/08 DATE: 2004/12/10	TITLE	2.54MM PITCH DUAL ROW HEADER SINGLE WAFER, T/H	MATERIAL NO. SEE TABLE	DOCUMENT NO. SD-87914-013	SHEET NO. 2 OF 46
DRAFT WHERE APPLICABLE MUST REMAIN WITHIN DIMENSIONS			THIS DRAWING CONTAINS INFORMATION THAT IS PROPRIETARY TO MOLEX INCORPORATED AND SHOULD NOT BE USED WITHOUT WRITTEN PERMISSION							

	10	9	8	7	6	5	4	3	2	1			
	PART NO. FOR TRAY PACKAGING	PART NO. FOR TUBE WITHOUT CAP PACKAGING	PART NO. FOR TUBE WITH CAP PACKAGING	PART NO. FOR TAPE & REEL WITHOUT CAP PACKAGING	PART NO. FOR TAPE & REEL WITH CAP PACKAGING	CKT SIZE	VOID POSITION	PLATING TYPE	DIMENSION				
								A	B	F	M	P	
F	87914-0411	-----	-----	-----	-----	4	----	1	5.08	2.54	10.92	5.84	2.79
	87914-0421	-----	-----	-----	-----	4	----	1	5.08	2.54	12.25	7.00	2.96
	87914-0431	-----	-----	-----	-----	4	----	1	5.08	2.54	13.38	6.09	5.00
	87914-0412	-----	-----	-----	-----	4	----	2	5.08	2.54	10.92	5.84	2.79
	87914-0422	-----	-----	-----	-----	4	----	2	5.08	2.54	12.25	7.00	2.96
	87914-0432	-----	-----	-----	-----	4	----	2	5.08	2.54	13.38	6.09	5.00
E	87914-0413	-----	-----	-----	-----	4	----	3	5.08	2.54	10.92	5.84	2.79
	87914-0423	-----	-----	-----	-----	4	----	3	5.08	2.54	12.25	7.00	2.96
	87914-0433	-----	-----	-----	-----	4	----	3	5.08	2.54	13.38	6.09	5.00
	87914-0414	-----	-----	-----	-----	4	----	4	5.08	2.54	10.92	5.84	2.79
	87914-0424	-----	-----	-----	-----	4	----	4	5.08	2.54	12.25	7.00	2.96
	87914-0434	-----	-----	-----	-----	4	----	4	5.08	2.54	13.38	6.09	5.00
D	87914-0415	-----	-----	-----	-----	4	----	5	5.08	2.54	10.92	5.84	2.79
	87914-0425	-----	-----	-----	-----	4	----	5	5.08	2.54	12.25	7.00	2.96
	87914-0435	-----	-----	-----	-----	4	----	5	5.08	2.54	13.38	6.09	5.00
	87914-0416	-----	-----	-----	-----	4	----	6	5.08	2.54	10.92	5.84	2.79
	87914-0426	-----	-----	-----	-----	4	----	6	5.08	2.54	12.25	7.00	2.96
	87914-0436	-----	-----	-----	-----	4	----	6	5.08	2.54	13.38	6.09	5.00
C													
B													

PG8. +879140108 EC NO: S2010-0695 DRWN:ATSEE 2010/02/11 CHKD:PTLIM 2004/12/08 APPR:MLONG 2010/06/05 D7	QUALITY SYMBOLS $\nabla_A = 0$ $\nabla_C = 0$ $\nabla_P = 0$	GENERAL TOLERANCES (UNLESS SPECIFIED) <table border="1"> <tr><th colspan="2">mm</th><th>INCH</th></tr> <tr><td>4 PLACES</td><td>\pm ---</td><td>\pm ---</td></tr> <tr><td>3 PLACES</td><td>\pm ---</td><td>\pm ---</td></tr> <tr><td>2 PLACES</td><td>± 0.20</td><td>\pm ---</td></tr> <tr><td>1 PLACE</td><td>\pm ---</td><td>\pm ---</td></tr> </table>	mm		INCH	4 PLACES	\pm ---	\pm ---	3 PLACES	\pm ---	\pm ---	2 PLACES	± 0.20	\pm ---	1 PLACE	\pm ---	\pm ---	DIMENSION STYLE MM ONLY	SCALE NTS	DESIGN UNITS METRIC	THIRD ANGLE PROJECTION
	mm		INCH																		
	4 PLACES	\pm ---	\pm ---																		
	3 PLACES	\pm ---	\pm ---																		
2 PLACES	± 0.20	\pm ---																			
1 PLACE	\pm ---	\pm ---																			
DRAWN BY KCHO	DATE 2004/11/05	TITLE 2.54MM PITCH DUAL ROW HEADER SINGLE WAFER, T/H																			
CHECKED BY PTLIM	DATE 2004/12/08	MOLEX INCORPORATED																			
APPROVED BY SCLOW	DATE 2004/12/10	MATERIAL NO. SEE TABLE																			
DRAFT WHERE APPLICABLE MUST REMAIN WITHIN DIMENSIONS	SIZE A3	THIS DRAWING CONTAINS INFORMATION THAT IS PROPRIETARY TO MOLEX INCORPORATED AND SHOULD NOT BE USED WITHOUT WRITTEN PERMISSION																			

	10	9	8	7	6	5	4	3	2	1			
	PART NO FOR TRAY PACKAGING	PART NO. FOR TUBE WITHOUT CAP PACKAGING	PART NO. FOR TUBE WITH CAP PACKAGING	PART NO. FOR TAPE & REEL WITHOUT CAP PACKAGING	PART NO. FOR TAPE & REEL WITH CAP PACKAGING	CKT SIZE	VOID POSITION	PLATING TYPE	DIMENSION				
								A	B	F	M	P	
F	87914-0009	-----	-----	-----	-----	6	-----	1	7.62	5.08	18.84	13.25	3.30
	87914-0642	-----	-----	-----	-----	6	-----	2	7.62	5.08	18.84	13.25	3.30
	87914-0643	-----	-----	-----	-----	6	-----	3	7.62	5.08	18.84	13.25	3.30
	87914-0644	-----	-----	-----	-----	6	-----	4	7.62	5.08	18.84	13.25	3.30
	87914-0645	-----	-----	-----	-----	6	-----	5	7.62	5.08	18.84	13.25	3.30
	87914-0646	-----	-----	-----	-----	6	-----	6	7.62	5.08	18.84	13.25	3.30
E													
D													
C													

PG8. +879140108 EC NO: S2010-0695 DRWN:ATSEE 2010/02/11 CHKD:PTLIM 2004/12/08 APPR:MLONG 2010/06/05	QUALITY SYMBOLS	GENERAL TOLERANCES (UNLESS SPECIFIED)	DIMENSION STYLE	SCALE	DESIGN UNITS	THIRD ANGLE PROJECTION																	
	$\nabla_A = 0$ $\nabla_C = 0$ $\nabla_P = 0$	<table border="1"> <tr> <th></th> <th>mm</th> <th>INCH</th> </tr> <tr> <td>4 PLACES</td> <td>± ---</td> <td>± ---</td> </tr> <tr> <td>3 PLACES</td> <td>± ---</td> <td>± ---</td> </tr> <tr> <td>2 PLACES</td> <td>± 0.20</td> <td>± ---</td> </tr> <tr> <td>1 PLACE</td> <td>± ---</td> <td>± ---</td> </tr> </table>		mm	INCH	4 PLACES	± ---	± ---	3 PLACES	± ---	± ---	2 PLACES	± 0.20	± ---	1 PLACE	± ---	± ---	MM ONLY	NTS	METRIC			
		mm	INCH																				
	4 PLACES	± ---	± ---																				
3 PLACES	± ---	± ---																					
2 PLACES	± 0.20	± ---																					
1 PLACE	± ---	± ---																					
DESCRIPTION	<table border="1"> <tr> <th>DRAWN BY</th> <th>DATE</th> <th>TITLE</th> </tr> <tr> <td>KCHO</td> <td>2004/11/05</td> <td rowspan="3">2.54MM PITCH DUAL ROW HEADER SINGLE WAFER, T/H</td> </tr> <tr> <th>CHECKED BY</th> <th>DATE</th> </tr> <tr> <td>PTLIM</td> <td>2004/12/08</td> </tr> <tr> <th>APPROVED BY</th> <th>DATE</th> <td rowspan="2">MOLEX INCORPORATED</td> </tr> <tr> <td>SCLOW</td> <td>2004/12/10</td> </tr> </table>	DRAWN BY	DATE	TITLE	KCHO	2004/11/05	2.54MM PITCH DUAL ROW HEADER SINGLE WAFER, T/H	CHECKED BY	DATE	PTLIM	2004/12/08	APPROVED BY	DATE	MOLEX INCORPORATED	SCLOW	2004/12/10	<table border="1"> <tr> <th>MATERIAL NO.</th> <th>DOCUMENT NO.</th> <th>SHEET NO.</th> </tr> <tr> <td>SEE TABLE</td> <td>SD-87914-013</td> <td>6 OF 46</td> </tr> </table>	MATERIAL NO.	DOCUMENT NO.	SHEET NO.	SEE TABLE	SD-87914-013	6 OF 46
DRAWN BY	DATE	TITLE																					
KCHO	2004/11/05	2.54MM PITCH DUAL ROW HEADER SINGLE WAFER, T/H																					
CHECKED BY	DATE																						
PTLIM	2004/12/08																						
APPROVED BY	DATE	MOLEX INCORPORATED																					
SCLOW	2004/12/10																						
MATERIAL NO.	DOCUMENT NO.	SHEET NO.																					
SEE TABLE	SD-87914-013	6 OF 46																					
REV	D7	DRAFT WHERE APPLICABLE MUST REMAIN WITHIN DIMENSIONS	THIS DRAWING CONTAINS INFORMATION THAT IS PROPRIETARY TO MOLEX INCORPORATED AND SHOULD NOT BE USED WITHOUT WRITTEN PERMISSION																				

	10	9	8	7	6	5	4	3	2	1				
	PART NO. FOR TRAY PACKAGING	PART NO. FOR TUBE WITHOUT CAP PACKAGING	PART NO. FOR TUBE WITH CAP PACKAGING	PART NO. FOR TAPE & REEL WITHOUT CAP PACKAGING	PART NO. FOR TAPE & REEL WITH CAP PACKAGING	CKT SIZE	VOID POSITION	PLATING TYPE	DIMENSION					
									A	B	F	M	P	G
F	87914-0811	-----	-----	-----	-----	8	-----	1	10.16	7.62	10.92	5.84	2.79	----
	87914-0821	-----	-----	-----	-----	8	-----	1	10.16	7.62	12.25	7.00	2.96	----
	87914-0831	-----	-----	-----	-----	8	-----	1	10.16	7.62	13.38	6.09	5.00	----
	87914-0812	-----	-----	-----	-----	8	-----	2	10.16	7.62	10.92	5.84	2.79	----
	87914-0822	-----	-----	-----	-----	8	-----	2	10.16	7.62	12.25	7.00	2.96	----
	87914-0832	-----	-----	-----	-----	8	-----	2	10.16	7.62	13.38	6.09	5.00	----
E	87914-0813	-----	-----	-----	-----	8	-----	3	10.16	7.62	10.92	5.84	2.79	----
	87914-0823	-----	-----	-----	-----	8	-----	3	10.16	7.62	12.25	7.00	2.96	----
	87914-0833	-----	-----	-----	-----	8	-----	4	10.16	7.62	13.38	6.09	5.00	----
	87914-0814	-----	-----	-----	-----	8	-----	4	10.16	7.62	10.92	5.84	2.79	----
	87914-0824	-----	-----	-----	-----	8	-----	4	10.16	7.62	12.25	7.00	2.96	----
	87914-0834	-----	-----	-----	-----	8	-----	4	10.16	7.62	13.38	6.09	5.00	----
D	87914-0815	-----	-----	-----	-----	8	-----	5	10.16	7.62	10.92	5.84	2.79	----
	87914-0825	-----	-----	-----	-----	8	-----	5	10.16	7.62	12.25	7.00	2.96	----
	87914-0835	-----	-----	-----	-----	8	-----	5	10.16	7.62	13.38	6.09	5.00	----
	87914-0816	-----	-----	-----	-----	8	-----	6	10.16	7.62	10.92	5.84	2.79	----
	87914-0826	-----	-----	-----	-----	8	-----	6	10.16	7.62	12.25	7.00	2.96	----
	87914-0836	-----	-----	-----	-----	8	-----	6	10.16	7.62	13.38	6.09	5.00	----
C	87914-0807	-----	-----	-----	-----	8	2,3,4,5,6,8	6	10.16	7.62	21.75	16.51	2.95	----
	-----	-----	-----	-----	87914-0827	8	-----	6	10.16	7.62	13.55	8.08	3.18	14.70

PG8. +879140108 EC NO: S2010-0695 DRW:ATSEE 2010/02/11 CHKD:PTLIM 2004/12/08 APPR:MLONG 2010/06/05 REV D7	QUALITY SYMBOLS	GENERAL TOLERANCES (UNLESS SPECIFIED)	DIMENSION STYLE	SCALE	DESIGN UNITS	THIRD ANGLE PROJECTION	
	$\nabla_A = 0$ $\nabla_C = 0$ $\nabla_P = 0$	mm INCH 4 PLACES ± --- ± --- 3 PLACES ± --- ± --- 2 PLACES ± 0.20 ± --- 1 PLACE ± --- ± --- ANGULAR ± 3 °	MM ONLY	NTS	METRIC		
		DRAFT WHERE APPLICABLE MUST REMAIN WITHIN DIMENSIONS	DRAWN BY: KCHO DATE: 2004/11/05 CHECKED BY: PTLIM DATE: 2004/12/08 APPROVED BY: SCLOW DATE: 2004/12/10	TITLE	2.54MM PITCH DUAL ROW HEADER SINGLE WAFER, T/H		
			SEE TABLE	MOLEX INCORPORATED MATERIAL NO. DOCUMENT NO. SD-87914-013 SHEET NO. 7 OF 46			

10		9		8		7		6		5		4		3		2		1	
PART NO FOR TRAY PACKAGING	PART NO. FOR TUBE WITHOUT CAP PACKAGING	PART NO. FOR TUBE WITH CAP PACKAGING	PART NO. FOR TAPE & REEL WITHOUT CAP PACKAGING	PART NO. FOR TAPE & REEL WITH CAP PACKAGING	PART NO. FOR BULK PACKAGING	CKT SIZE	VOID POSITION	PLATING TYPE	DIMENSION										
									A	B	F	M	P	G					
F	87914-1011	-----	-----	-----	-----	10	----	1	12.70	10.16	10.92	5.84	2.79	----					
	87914-1021	-----	-----	-----	-----	10	----	1	12.70	10.16	12.25	7.00	2.96	----					
	87914-1031	-----	-----	-----	-----	10	----	1	12.70	10.16	13.38	6.09	5.00	----					
	87914-1012	-----	-----	-----	-----	10	----	2	12.70	10.16	10.92	5.84	2.79	----					
	87914-1022	-----	-----	-----	-----	10	----	2	12.70	10.16	12.25	7.00	2.96	----					
	87914-1032	-----	-----	-----	-----	10	----	2	12.70	10.16	13.38	6.09	5.00	----					
E	87914-1013	-----	-----	-----	-----	10	----	3	12.70	10.16	10.92	5.84	2.79	----					
	87914-1023	-----	-----	-----	-----	10	----	3	12.70	10.16	12.25	7.00	2.96	----					
	87914-1033	-----	-----	-----	-----	10	----	3	12.70	10.16	13.38	6.09	5.00	----					
	87914-1014	-----	-----	-----	-----	10	----	4	12.70	10.16	10.92	5.84	2.79	----					
	87914-1024	-----	-----	-----	-----	10	----	4	12.70	10.16	12.25	7.00	2.96	----					
	87914-1034	-----	-----	-----	-----	10	----	4	12.70	10.16	13.38	6.09	5.00	----					
D	87914-1015	-----	-----	-----	-----	10	----	5	12.70	10.16	10.92	5.84	2.79	----					
	87914-1025	-----	-----	-----	-----	10	----	5	12.70	10.16	12.25	7.00	2.96	----					
	87914-1035	-----	-----	-----	-----	10	----	5	12.70	10.16	13.38	6.09	5.00	----					
	87914-1016	-----	-----	-----	-----	10	----	6	12.70	10.16	10.92	5.84	2.79	----					
	87914-1026	-----	-----	-----	-----	10	----	6	12.70	10.16	12.25	7.00	2.96	----					
	87914-1036	-----	-----	-----	-----	10	----	6	12.70	10.16	13.38	6.09	5.00	----					
C	87914-0001	-----	-----	-----	-----	10	----	7	12.70	10.16	12.07	5.97	3.81	----					
	-----	-----	-----	-----	87914-1037	10	9	4	12.70	10.16	10.92	5.84	2.79	----					
B																			

PG8, +879140108 EC NO: S2010-0695 DRWN:ATSEE 2010/02/11 CHKD:PTLIM 2004/12/08 APPR:MLONG 2010/06/05	QUALITY SYMBOLS $F_A=0$ $F_G=0$ $F_P=0$	GENERAL TOLERANCES (UNLESS SPECIFIED) <table border="1"> <tr><th colspan="2">mm</th><th>INCH</th></tr> <tr><td>4 PLACES</td><td>± ---</td><td>± ---</td></tr> <tr><td>3 PLACES</td><td>± ---</td><td>± ---</td></tr> <tr><td>2 PLACES</td><td>± 0.20</td><td>± ---</td></tr> <tr><td>1 PLACE</td><td>± ---</td><td>± ---</td></tr> </table>	mm		INCH	4 PLACES	± ---	± ---	3 PLACES	± ---	± ---	2 PLACES	± 0.20	± ---	1 PLACE	± ---	± ---	DIMENSION STYLE MM ONLY DRAWN BY: KCHO DATE: 2004/11/05 CHECKED BY: PTLIM DATE: 2004/12/08 APPROVED BY: SCLOW DATE: 2004/12/10	SCALE: NTS DESIGN UNITS: METRIC THIRD ANGLE PROJECTION	TITLE: 2.54MM PITCH DUAL ROW HEADER SINGLE WAFER, T/H
	mm		INCH																	
	4 PLACES	± ---	± ---																	
	3 PLACES	± ---	± ---																	
2 PLACES	± 0.20	± ---																		
1 PLACE	± ---	± ---																		
DRAFT WHERE APPLICABLE MUST REMAIN WITHIN DIMENSIONS	SEE TABLE	MATERIAL NO.: SD-87914-013	DOCUMENT NO.: SD-87914-013	SHEET NO.: 9 OF 46																
THIS DRAWING CONTAINS INFORMATION THAT IS PROPRIETARY TO MOLEX INCORPORATED AND SHOULD NOT BE USED WITHOUT WRITTEN PERMISSION																				
MOLEX INCORPORATED																				

	10	9	8	7	6	5	4	3	2	1			
	PART NO FOR TRAY PACKAGING	PART NO. FOR TUBE WITHOUT CAP PACKAGING	PART NO. FOR TUBE WITH CAP PACKAGING	PART NO. FOR TAPE & REEL WITHOUT CAP PACKAGING	PART NO. FOR TAPE & REEL WITH CAP PACKAGING	CKT SIZE	VOID POSITION	PLATING TYPE	DIMENSION				
								A	B	F	M	P	
F	87914-1211	-----	-----	-----	-----	12	----	1	15.24	12.70	10.92	5.84	2.79
	87914-1221	-----	-----	-----	-----	12	----	1	15.24	12.70	12.25	7.00	2.96
	87914-1231	-----	-----	-----	-----	12	----	1	15.24	12.70	13.38	6.09	5.00
	87914-1212	-----	-----	-----	-----	12	----	2	15.24	12.70	10.92	5.84	2.79
	87914-1222	-----	-----	-----	-----	12	----	2	15.24	12.70	12.25	7.00	2.96
	87914-1232	-----	-----	-----	-----	12	----	2	15.24	12.70	13.38	6.09	5.00
E	87914-1213	-----	-----	-----	-----	12	----	3	15.24	12.70	10.92	5.84	2.79
	87914-1223	-----	-----	-----	-----	12	----	3	15.24	12.70	12.25	7.00	2.96
	87914-1233	-----	-----	-----	-----	12	----	3	15.24	12.70	13.38	6.09	5.00
	87914-1214	-----	-----	-----	-----	12	----	4	15.24	12.70	10.92	5.84	2.79
	87914-1224	-----	-----	-----	-----	12	----	4	15.24	12.70	12.25	7.00	2.96
	87914-1234	-----	-----	-----	-----	12	----	4	15.24	12.70	13.38	6.09	5.00
D	87914-1215	-----	-----	-----	-----	12	----	5	15.24	12.70	10.92	5.84	2.79
	87914-1225	-----	-----	-----	-----	12	----	5	15.24	12.70	12.25	7.00	2.96
	87914-1235	-----	-----	-----	-----	12	----	5	15.24	12.70	13.38	6.09	5.00
	87914-1216	-----	-----	-----	-----	12	----	6	15.24	12.70	10.92	5.84	2.79
	87914-1226	-----	-----	-----	-----	12	----	6	15.24	12.70	12.25	7.00	2.96
	87914-1236	-----	-----	-----	-----	12	----	6	15.24	12.70	13.38	6.09	5.00

C

B

PG8. +879140108 EC NO: S2010-0695 DRAWN AT SEE 2010/02/11 CHK'D PTLIM 2004/12/08 APPR: MLONG 2010/06/05	QUALITY SYMBOLS $\nabla_A = 0$ $\nabla_C = 0$ $\nabla_P = 0$	GENERAL TOLERANCES (UNLESS SPECIFIED) <table border="1"> <tr> <th></th> <th>mm</th> <th>INCH</th> </tr> <tr> <td>4 PLACES</td> <td>± ---</td> <td>± ---</td> </tr> <tr> <td>3 PLACES</td> <td>± ---</td> <td>± ---</td> </tr> <tr> <td>2 PLACES</td> <td>± 0.20</td> <td>± ---</td> </tr> <tr> <td>1 PLACE</td> <td>± ---</td> <td>± ---</td> </tr> </table>		mm	INCH	4 PLACES	± ---	± ---	3 PLACES	± ---	± ---	2 PLACES	± 0.20	± ---	1 PLACE	± ---	± ---	DIMENSION STYLE MM ONLY	SCALE NTS	DESIGN UNITS METRIC	THIRD ANGLE PROJECTION
		mm	INCH																		
	4 PLACES	± ---	± ---																		
	3 PLACES	± ---	± ---																		
2 PLACES	± 0.20	± ---																			
1 PLACE	± ---	± ---																			
DESCRIPTION D7	DRAFT WHERE APPLICABLE MUST REMAIN WITHIN DIMENSIONS	DIMENSION STYLE MM ONLY	DRAWN BY KCHO	DATE 2004/11/05	TITLE 2.54MM PITCH DUAL ROW HEADER SINGLE WAFER, T/H																
		ANGULAR ± 3 °	CHECKED BY PTLIM	DATE 2004/12/08	MOLEX INCORPORATED																
			APPROVED BY SCLOW	DATE 2004/12/10	MATERIAL NO. SEE TABLE	DOCUMENT NO. SD-87914-013															

PART NO FOR TRAY PACKAGING	PART NO. FOR TUBE WITHOUT CAP PACKAGING	PART NO. FOR TUBE WITH CAP PACKAGING	PART NO. FOR TAPE & REEL WITHOUT CAP PACKAGING	PART NO. FOR TAPE & REEL WITH CAP PACKAGING	CKT SIZE	VOID POSITION	PLATING TYPE	DIMENSION				
								A	B	F	M	P
								F	87914-1411	-----	-----	-----
	87914-1421	-----	-----	-----	14	-----	1	17.78	15.24	12.25	7.00	2.96
	87914-1431	-----	-----	-----	14	-----	1	17.78	15.24	13.38	6.09	5.00
	87914-1412	-----	-----	-----	14	-----	2	17.78	15.24	10.92	5.84	2.79
	87914-1422	-----	-----	-----	14	-----	2	17.78	15.24	12.25	7.00	2.96
	87914-1432	-----	-----	-----	14	-----	2	17.78	15.24	13.38	6.09	5.00
E	87914-1413	-----	-----	-----	14	-----	3	17.78	15.24	10.92	5.84	2.79
	87914-1423	-----	-----	-----	14	-----	3	17.78	15.24	12.25	7.00	2.96
	87914-1433	-----	-----	-----	14	-----	3	17.78	15.24	13.38	6.09	5.00
	87914-1414	-----	-----	-----	14	-----	4	17.78	15.24	10.92	5.84	2.79
	87914-1424	-----	-----	-----	14	-----	4	17.78	15.24	12.25	7.00	2.96
	87914-1434	-----	-----	-----	14	-----	4	17.78	15.24	13.38	6.09	5.00
D	87914-1415	-----	-----	-----	14	-----	5	17.78	15.24	10.92	5.84	2.79
	87914-1425	-----	-----	-----	14	-----	5	17.78	15.24	12.25	7.00	2.96
	87914-1435	-----	-----	-----	14	-----	5	17.78	15.24	13.38	6.09	5.00
	87914-1416	-----	-----	-----	14	-----	6	17.78	15.24	10.92	5.84	2.79
	87914-1426	-----	-----	-----	14	-----	6	17.78	15.24	12.25	7.00	2.96
	87914-1436	-----	-----	-----	14	-----	6	17.78	15.24	13.38	6.09	5.00
C	87914-0007	-----	-----	-----	14	-----	6	17.78	15.24	13.42	8.08	3.05

PG8. +879140108 EC NO: S2010-0695 DRWN:ATSEE 2010/02/11 CHKD:PTLIM 2004/12/08 APPR:MLONG 2010/06/05 REV DESCRIPTION D7	QUALITY SYMBOLS	GENERAL TOLERANCES (UNLESS SPECIFIED)	DIMENSION STYLE	SCALE	DESIGN UNITS	THIRD ANGLE PROJECTION
	$\nabla_A = 0$ $\nabla_C = 0$ $\nabla_P = 0$	mm INCH	MM ONLY	NTS	METRIC	
		4 PLACES ± --- ± ---	DRAWN BY DATE	TITLE		
		3 PLACES ± --- ± ---	KCHO 2004/11/05	2.54MM PITCH DUAL ROW HEADER SINGLE WAFER, T/H		
	2 PLACES ± 0.20 ± ---	CHECKED BY DATE	MOLEX INCORPORATED			
	1 PLACE ± --- ± ---	PTLIM 2004/12/08	DOCUMENT NO.			
	ANGULAR ± 3 °	APPROVED BY DATE	SHEET NO.			
		SCLOW 2004/12/10	SD-87914-013			
		MATERIAL NO.	SEE TABLE			
			THIS DRAWING CONTAINS INFORMATION THAT IS PROPRIETARY TO MOLEX INCORPORATED AND SHOULD NOT BE USED WITHOUT WRITTEN PERMISSION			

PART NO FOR TRAY PACKAGING	PART NO. FOR TUBE WITHOUT CAP PACKAGING	PART NO. FOR TUBE WITH CAP PACKAGING	PART NO. FOR TAPE & REEL WITHOUT CAP PACKAGING	PART NO. FOR TAPE & REEL WITH CAP PACKAGING	CKT SIZE	VOID POSITION	PLATING TYPE	DIMENSION				
								A	B	F	M	P
F	87914-2011	-----	-----	-----	20	----	1	25.40	22.86	10.92	5.84	2.79
	87914-2021	-----	-----	-----	20	----	1	25.40	22.86	12.25	7.00	2.96
	87914-2031	-----	-----	-----	20	----	1	25.40	22.86	13.38	6.09	5.00
	87914-2012	-----	-----	-----	20	----	2	25.40	22.86	10.92	5.84	2.79
	87914-2022	-----	-----	-----	20	----	2	25.40	22.86	12.25	7.00	2.96
	87914-2032	-----	-----	-----	20	----	2	25.40	22.86	13.38	6.09	5.00
E	87914-2013	-----	-----	-----	20	----	3	25.40	22.86	10.92	5.84	2.79
	87914-2023	-----	-----	-----	20	----	3	25.40	22.86	12.25	7.00	2.96
	87914-2033	-----	-----	-----	20	----	3	25.40	22.86	13.38	6.09	5.00
	87914-2014	-----	-----	-----	20	----	4	25.40	22.86	10.92	5.84	2.79
	87914-2024	-----	-----	-----	20	----	4	25.40	22.86	12.25	7.00	2.96
	87914-2034	-----	-----	-----	20	----	4	25.40	22.86	13.38	6.09	5.00
D	87914-2015	-----	-----	-----	20	----	5	25.40	22.86	10.92	5.84	2.79
	87914-2025	-----	-----	-----	20	----	5	25.40	22.86	12.25	7.00	2.96
	87914-2035	-----	-----	-----	20	----	5	25.40	22.86	13.38	6.09	5.00
	87914-2016	-----	-----	-----	20	----	6	25.40	22.86	10.92	5.84	2.79
	87914-2026	-----	-----	-----	20	----	6	25.40	22.86	12.25	7.00	2.96
	87914-2036	-----	-----	-----	20	----	6	25.40	22.86	13.38	6.09	5.00
C												
B												

PG8. +879140108 EC NO: S2010-0695 DRWN:ATSEE 2010/02/11 CHKD:PTLIM 2004/12/08 APPR:MLONG 2010/06/05 D7	QUALITY SYMBOLS $F_A=0$ $F_G=0$ $F_P=0$	GENERAL TOLERANCES (UNLESS SPECIFIED)		DIMENSION STYLE MM ONLY		SCALE NTS	DESIGN UNITS METRIC	THIRD ANGLE PROJECTION	
		4 PLACES \pm --- \pm --- 3 PLACES \pm --- \pm --- 2 PLACES \pm 0.20 \pm --- 1 PLACE \pm --- \pm ---	mm INCH	DRAWN BY KCHO	DATE 2004/11/05	TITLE 2.54MM PITCH DUAL ROW HEADER SINGLE WAFER, T/H			
		ANGULAR \pm 3 °		CHECKED BY PTLIM	DATE 2004/12/08	MOLEX INCORPORATED			
		DRAFT WHERE APPLICABLE MUST REMAIN WITHIN DIMENSIONS		APPROVED BY SCLOW	DATE 2004/12/10	MATERIAL NO. SEE TABLE	DOCUMENT NO. SD-87914-013	SHEET NO. 16 OF 46	

PART NO FOR TRAY PACKAGING	PART NO. FOR TUBE WITHOUT CAP PACKAGING	PART NO. FOR TUBE WITH CAP PACKAGING	PART NO. FOR TAPE & REEL WITHOUT CAP PACKAGING	PART NO. FOR TAPE & REEL WITH CAP PACKAGING	CKT SIZE	VOID POSITION	PLATING TYPE	DIMENSION				
								A	B	F	M	P
								F	87914-2211	-----	-----	-----
	87914-2221	-----	-----	-----	22	----	1	27.94	25.40	12.25	7.00	2.96
	87914-2231	-----	-----	-----	22	----	1	27.94	25.40	13.38	6.09	5.00
	87914-2212	-----	-----	-----	22	----	2	27.94	25.40	10.92	5.84	2.79
	87914-2222	-----	-----	-----	22	----	2	27.94	25.40	12.25	7.00	2.96
	87914-2232	-----	-----	-----	22	----	2	27.94	25.40	13.38	6.09	5.00
E	87914-2213	-----	-----	-----	22	----	3	27.94	25.40	10.92	5.84	2.79
	87914-2223	-----	-----	-----	22	----	3	27.94	25.40	12.25	7.00	2.96
	87914-2233	-----	-----	-----	22	----	3	27.94	25.40	13.38	6.09	5.00
	87914-2214	-----	-----	-----	22	----	4	27.94	25.40	10.92	5.84	2.79
	87914-2224	-----	-----	-----	22	----	4	27.94	25.40	12.25	7.00	2.96
	87914-2234	-----	-----	-----	22	----	4	27.94	25.40	13.38	6.09	5.00
D	87914-2215	-----	-----	-----	22	----	5	27.94	25.40	10.92	5.84	2.79
	87914-2225	-----	-----	-----	22	----	5	27.94	25.40	12.25	7.00	2.96
	87914-2235	-----	-----	-----	22	----	5	27.94	25.40	13.38	6.09	5.00
	87914-2216	-----	-----	-----	22	----	6	27.94	25.40	10.92	5.84	2.79
	87914-2226	-----	-----	-----	22	----	6	27.94	25.40	12.25	7.00	2.96
	87914-2236	-----	-----	-----	22	----	6	27.94	25.40	13.38	6.09	5.00
C												
B												

PG8. +879140108 EC NO: S2010-0695 DRWN:ATSEE 2010/02/11 CHKD:PTLIM 2004/12/08 APPR:MLONG 2010/06/05 D7	QUALITY SYMBOLS $F_A=0$ $F_C=0$ $F_P=0$	GENERAL TOLERANCES (UNLESS SPECIFIED)		DIMENSION STYLE MM ONLY		SCALE NTS	DESIGN UNITS METRIC	THIRD ANGLE PROJECTION		
				DRAWN BY KCHO	DATE 2004/11/05	TITLE 2.54MM PITCH DUAL ROW HEADER SINGLE WAFER, T/H				
				CHECKED BY PTLIM	DATE 2004/12/08	APPROVED BY SCLOW				
				MATERIAL NO. SEE TABLE		DATE 2004/12/10	DOCUMENT NO. SD-87914-013		SHEET NO. 17 OF 46	
		DRAFT WHERE APPLICABLE MUST REMAIN WITHIN DIMENSIONS		THIS DRAWING CONTAINS INFORMATION THAT IS PROPRIETARY TO MOLEX INCORPORATED AND SHOULD NOT BE USED WITHOUT WRITTEN PERMISSION						

PART NO FOR TRAY PACKAGING	PART NO. FOR TUBE WITHOUT CAP PACKAGING	PART NO. FOR TUBE WITH CAP PACKAGING	PART NO. FOR TAPE & REEL WITHOUT CAP PACKAGING	PART NO. FOR TAPE & REEL WITH CAP PACKAGING	CKT SIZE	VOID POSITION	PLATING TYPE	DIMENSION				
								A	B	F	M	P
								F	87914-2611	-----	-----	-----
	87914-2621	-----	-----	-----	26	----	1	33.02	30.48	12.25	7.00	2.96
	87914-2631	-----	-----	-----	26	----	1	33.02	30.48	13.38	6.09	5.00
	87914-2612	-----	-----	-----	26	----	2	33.02	30.48	10.92	5.84	2.79
	87914-2622	-----	-----	-----	26	----	2	33.02	30.48	12.25	7.00	2.96
	87914-2632	-----	-----	-----	26	----	2	33.02	30.48	13.38	6.09	5.00
E	87914-2613	-----	-----	-----	26	----	3	33.02	30.48	10.92	5.84	2.79
	87914-2623	-----	-----	-----	26	----	3	33.02	30.48	12.25	7.00	2.96
	87914-2633	-----	-----	-----	26	----	3	33.02	30.48	13.38	6.09	5.00
	87914-2614	-----	-----	-----	26	----	4	33.02	30.48	10.92	5.84	2.79
	87914-2624	-----	-----	-----	26	----	4	33.02	30.48	12.25	7.00	2.96
	87914-2634	-----	-----	-----	26	----	4	33.02	30.48	13.38	6.09	5.00
D	87914-2615	-----	-----	-----	26	----	5	33.02	30.48	10.92	5.84	2.79
	87914-2625	-----	-----	-----	26	----	5	33.02	30.48	12.25	7.00	2.96
	87914-2635	-----	-----	-----	26	----	5	33.02	30.48	13.38	6.09	5.00
	87914-2616	-----	-----	-----	26	----	6	33.02	30.48	10.92	5.84	2.79
	87914-2626	-----	-----	-----	26	----	6	33.02	30.48	12.25	7.00	2.96
	87914-2636	-----	-----	-----	26	----	6	33.02	30.48	13.38	6.09	5.00
C												
B												

PG8. +879140108 EC NO: S2010-0695 DRWN:ATSEE 2010/02/11 CHKD:PTLIM 2004/12/08 APPR:MLONG 2010/06/05 D7	QUALITY SYMBOLS $F_A=0$ $F_C=0$ $F_P=0$	GENERAL TOLERANCES (UNLESS SPECIFIED)		DIMENSION STYLE MM ONLY		SCALE NTS	DESIGN UNITS METRIC	THIRD ANGLE PROJECTION		
			mm	INCH	DRAWN BY KCHO	DATE 2004/11/05	TITLE 2.54MM PITCH DUAL ROW HEADER SINGLE WAFER, T/H			
		4 PLACES	± ---	± ---	CHECKED BY PTLIM	DATE 2004/12/08	MOLEX INCORPORATED			
		3 PLACES	± ---	± ---	APPROVED BY SCLOW	DATE 2004/12/10	MATERIAL NO. SEE TABLE	DOCUMENT NO. SD-87914-013	SHEET NO. 19 OF 46	
2 PLACES	± 0.20	± ---	DRAFT WHERE APPLICABLE MUST REMAIN WITHIN DIMENSIONS		THIS DRAWING CONTAINS INFORMATION THAT IS PROPRIETARY TO MOLEX INCORPORATED AND SHOULD NOT BE USED WITHOUT WRITTEN PERMISSION					
1 PLACE	± ---	± ---								
		ANGULAR ± 3 °								

PART NO FOR TRAY PACKAGING	PART NO. FOR TUBE WITHOUT CAP PACKAGING	PART NO. FOR TUBE WITH CAP PACKAGING	PART NO. FOR TAPE & REEL WITHOUT CAP PACKAGING	PART NO. FOR TAPE & REEL WITH CAP PACKAGING	CKT SIZE	VOID POSITION	PLATING TYPE	DIMENSION				
								A	B	F	M	P
								F	87914-2811	-----	-----	-----
	87914-2821	-----	-----	-----	28	-----	1	35.56	33.02	12.25	7.00	2.96
	87914-2831	-----	-----	-----	28	-----	1	35.56	33.02	13.38	6.09	5.00
	87914-2812	-----	-----	-----	28	-----	2	35.56	33.02	10.92	5.84	2.79
	87914-2822	-----	-----	-----	28	-----	2	35.56	33.02	12.25	7.00	2.96
	87914-2832	-----	-----	-----	28	-----	2	35.56	33.02	13.38	6.09	5.00
E	87914-2813	-----	-----	-----	28	-----	3	35.56	33.02	10.92	5.84	2.79
	87914-2823	-----	-----	-----	28	-----	3	35.56	33.02	12.25	7.00	2.96
	87914-2833	-----	-----	-----	28	-----	3	35.56	33.02	13.38	6.09	5.00
	87914-2814	-----	-----	-----	28	-----	4	35.56	33.02	10.92	5.84	2.79
	87914-2824	-----	-----	-----	28	-----	4	35.56	33.02	12.25	7.00	2.96
	87914-2834	-----	-----	-----	28	-----	4	35.56	33.02	13.38	6.09	5.00
D	87914-2815	-----	-----	-----	28	-----	5	35.56	33.02	10.92	5.84	2.79
	87914-2825	-----	-----	-----	28	-----	5	35.56	33.02	12.25	7.00	2.96
	87914-2835	-----	-----	-----	28	-----	5	35.56	33.02	13.38	6.09	5.00
	87914-2816	-----	-----	-----	28	-----	6	35.56	33.02	10.92	5.84	2.79
	87914-2826	-----	-----	-----	28	-----	6	35.56	33.02	12.25	7.00	2.96
	87914-2836	-----	-----	-----	28	-----	6	35.56	33.02	13.38	6.09	5.00
C												
B												

PG8. +879140108 EC NO: S2010-0695 DRWN:ATSEE 2010/02/11 CHKD:PTLIM 2004/12/08 APPR:MLONG 2010/06/05 D7	QUALITY SYMBOLS $F_A=0$ $F_G=0$ $F_P=0$	GENERAL TOLERANCES (UNLESS SPECIFIED) <table border="1"> <tr> <th></th> <th>mm</th> <th>INCH</th> </tr> <tr> <td>4 PLACES</td> <td>± ---</td> <td>± ---</td> </tr> <tr> <td>3 PLACES</td> <td>± ---</td> <td>± ---</td> </tr> <tr> <td>2 PLACES</td> <td>± 0.20</td> <td>± ---</td> </tr> <tr> <td>1 PLACE</td> <td>± ---</td> <td>± ---</td> </tr> </table>		mm	INCH	4 PLACES	± ---	± ---	3 PLACES	± ---	± ---	2 PLACES	± 0.20	± ---	1 PLACE	± ---	± ---	DIMENSION STYLE MM ONLY	SCALE NTS	DESIGN UNITS METRIC	THIRD ANGLE PROJECTION
		mm	INCH																		
	4 PLACES	± ---	± ---																		
	3 PLACES	± ---	± ---																		
2 PLACES	± 0.20	± ---																			
1 PLACE	± ---	± ---																			
DRAWN BY KCHO	DATE 2004/11/05	TITLE 2.54MM PITCH DUAL ROW HEADER SINGLE WAFER, T/H																			
CHECKED BY PTLIM	DATE 2004/12/08	MOLEX MOLEX INCORPORATED																			
APPROVED BY SCLOW	DATE 2004/12/10	MATERIAL NO. SEE TABLE																			
DRAFT WHERE APPLICABLE MUST REMAIN WITHIN DIMENSIONS	SIZE A3	THIS DRAWING CONTAINS INFORMATION THAT IS PROPRIETARY TO MOLEX INCORPORATED AND SHOULD NOT BE USED WITHOUT WRITTEN PERMISSION																			

PART NO FOR TRAY PACKAGING	PART NO. FOR TUBE WITHOUT CAP PACKAGING	PART NO. FOR TUBE WITH CAP PACKAGING	PART NO. FOR TAPE & REEL WITHOUT CAP PACKAGING	PART NO. FOR TAPE & REEL WITH CAP PACKAGING	CKT SIZE	VOID POSITION	PLATING TYPE	DIMENSION				
								A	B	F	M	P
								F	87914-3011	-----	-----	-----
	87914-3021	-----	-----	-----	30	----	1	38.10	35.56	12.25	7.00	2.96
	87914-3031	-----	-----	-----	30	----	1	38.10	35.56	13.38	6.09	5.00
	87914-3012	-----	-----	-----	30	----	2	38.10	35.56	10.92	5.84	2.79
	87914-3022	-----	-----	-----	30	----	2	38.10	35.56	12.25	7.00	2.96
	87914-3032	-----	-----	-----	30	----	2	38.10	35.56	13.38	6.09	5.00
E	87914-3013	-----	-----	-----	30	----	3	38.10	35.56	10.92	5.84	2.79
	87914-3023	-----	-----	-----	30	----	3	38.10	35.56	12.25	7.00	2.96
	87914-3033	-----	-----	-----	30	----	3	38.10	35.56	13.38	6.09	5.00
	87914-3014	-----	-----	-----	30	----	4	38.10	35.56	10.92	5.84	2.79
	87914-3024	-----	-----	-----	30	----	4	38.10	35.56	12.25	7.00	2.96
	87914-3034	-----	-----	-----	30	----	4	38.10	35.56	13.38	6.09	5.00
D	87914-3015	-----	-----	-----	30	----	5	38.10	35.56	10.92	5.84	2.79
	87914-3025	-----	-----	-----	30	----	5	38.10	35.56	12.25	7.00	2.96
	87914-3035	-----	-----	-----	30	----	5	38.10	35.56	13.38	6.09	5.00
	87914-3016	-----	-----	-----	30	----	6	38.10	35.56	10.92	5.84	2.79
	87914-3026	-----	-----	-----	30	----	6	38.10	35.56	12.25	7.00	2.96
	87914-3036	-----	-----	-----	30	----	6	38.10	35.56	13.38	6.09	5.00
C												
B												

PG8. +879140108 EC NO: S2010-0695 DRWN:ATSEE 2010/02/11 CHKD:PTLIM 2004/12/08 APPR:MLONG 2010/06/05 REV D7	QUALITY SYMBOLS	GENERAL TOLERANCES (UNLESS SPECIFIED)	DIMENSION STYLE	SCALE	DESIGN UNITS	THIRD ANGLE PROJECTION	
	$F_A=0$ $F_G=0$ $F_P=0$	mm INCH 4 PLACES ± --- ± --- 3 PLACES ± --- ± --- 2 PLACES ± 0.20 ± --- 1 PLACE ± --- ± --- ANGULAR ± 3 °	MM ONLY	NTS	METRIC		
		DRAFT WHERE APPLICABLE MUST REMAIN WITHIN DIMENSIONS	DRAWN BY DATE KCHO 2004/11/05 CHECKED BY DATE PTLIM 2004/12/08 APPROVED BY DATE SCLOW 2004/12/10	TITLE	2.54MM PITCH DUAL ROW HEADER SINGLE WAFER, T/H MOLEX INCORPORATED		
			SEE TABLE	MATERIAL NO.	DOCUMENT NO.	SHEET NO.	

F	10	9	8	7	6	5	4	3	2	1			
	PART NO FOR TRAY PACKAGING	PART NO. FOR TUBE WITHOUT CAP PACKAGING	PART NO. FOR TUBE WITH CAP PACKAGING	PART NO. FOR TAPE & REEL WITHOUT CAP PACKAGING	PART NO. FOR TAPE & REEL WITH CAP PACKAGING	CKT SIZE	VOID POSITION	PLATING TYPE	DIMENSION				
									A	B	F	M	P
	87914-3811	-----	-----	-----	-----	38	----	1	48.26	45.72	10.92	5.84	2.79
	87914-3821	-----	-----	-----	-----	38	----	1	48.26	45.72	12.25	7.00	2.96
	87914-3831	-----	-----	-----	-----	38	----	1	48.26	45.72	13.38	6.09	5.00
	87914-3812	-----	-----	-----	-----	38	----	2	48.26	45.72	10.92	5.84	2.79
	87914-3822	-----	-----	-----	-----	38	----	2	48.26	45.72	12.25	7.00	2.96
	87914-3832	-----	-----	-----	-----	38	----	2	48.26	45.72	13.38	6.09	5.00
E	87914-3813	-----	-----	-----	-----	38	----	3	48.26	45.72	10.92	5.84	2.79
	87914-3823	-----	-----	-----	-----	38	----	3	48.26	45.72	12.25	7.00	2.96
	87914-3833	-----	-----	-----	-----	38	----	3	48.26	45.72	13.38	6.09	5.00
	87914-3814	-----	-----	-----	-----	38	----	4	48.26	45.72	10.92	5.84	2.79
	87914-3824	-----	-----	-----	-----	38	----	4	48.26	45.72	12.25	7.00	2.96
	87914-3834	-----	-----	-----	-----	38	----	4	48.26	45.72	13.38	6.09	5.00
D	87914-3815	-----	-----	-----	-----	38	----	5	48.26	45.72	10.92	5.84	2.79
	87914-3825	-----	-----	-----	-----	38	----	5	48.26	45.72	12.25	7.00	2.96
	87914-3835	-----	-----	-----	-----	38	----	5	48.26	45.72	13.38	6.09	5.00
	87914-3816	-----	-----	-----	-----	38	----	6	48.26	45.72	10.92	5.84	2.79
	87914-3826	-----	-----	-----	-----	38	----	6	48.26	45.72	12.25	7.00	2.96
	87914-3836	-----	-----	-----	-----	38	----	6	48.26	45.72	13.38	6.09	5.00
C													
B													

PG8. +879140108 EC NO: S2010-0695 DRWN:ATSEE 2010/02/11 CHKD:PTLIM 2004/12/08 APPR:MLONG 2010/06/05 D7	QUALITY SYMBOLS $F_A=0$ $F_G=0$ $F_P=0$	GENERAL TOLERANCES (UNLESS SPECIFIED)		DIMENSION STYLE MM ONLY		SCALE NTS	DESIGN UNITS METRIC	THIRD ANGLE PROJECTION			
		4 PLACES ± --- ± --- 3 PLACES ± --- ± --- 2 PLACES ± 0.20 ± --- 1 PLACE ± --- ± ---	mm INCH	DRAWN BY KCHO	DATE 2004/11/05	TITLE 2.54MM PITCH DUAL ROW HEADER SINGLE WAFER, T/H					
		ANGULAR ± 3 °		CHECKED BY PTLIM	DATE 2004/12/08	MOLEX INCORPORATED					
		DRAFT WHERE APPLICABLE MUST REMAIN WITHIN DIMENSIONS		APPROVED BY SCLOW	DATE 2004/12/10	MATERIAL NO. SEE TABLE		DOCUMENT NO. SD-87914-013		SHEET NO. 25 OF 46	

PART NO FOR TRAY PACKAGING	PART NO. FOR TUBE WITHOUT CAP PACKAGING	PART NO. FOR TUBE WITH CAP PACKAGING	PART NO. FOR TAPE & REEL WITHOUT CAP PACKAGING	PART NO. FOR TAPE & REEL WITH CAP PACKAGING	CKT SIZE	VOID POSITION	PLATING TYPE	DIMENSION				
								A	B	F	M	P
								F	87914-4011	-----	-----	-----
	87914-4021	-----	-----	-----	40	----	1	50.80	48.26	12.25	7.00	2.96
	87914-4031	-----	-----	-----	40	----	1	50.80	48.26	13.38	6.09	5.00
	87914-4012	-----	-----	-----	40	----	2	50.80	48.26	10.92	5.84	2.79
	87914-4022	-----	-----	-----	40	----	2	50.80	48.26	12.25	7.00	2.96
	87914-4032	-----	-----	-----	40	----	2	50.80	48.26	13.38	6.09	5.00
E	87914-4013	-----	-----	-----	40	----	3	50.80	48.26	10.92	5.84	2.79
	87914-4023	-----	-----	-----	40	----	3	50.80	48.26	12.25	7.00	2.96
	87914-4033	-----	-----	-----	40	----	3	50.80	48.26	13.38	6.09	5.00
	87914-4014	-----	-----	-----	40	----	4	50.80	48.26	10.92	5.84	2.79
	87914-4024	-----	-----	-----	40	----	4	50.80	48.26	12.25	7.00	2.96
	87914-4034	-----	-----	-----	40	----	4	50.80	48.26	13.38	6.09	5.00
D	87914-4015	-----	-----	-----	40	----	5	50.80	48.26	10.92	5.84	2.79
	87914-4025	-----	-----	-----	40	----	5	50.80	48.26	12.25	7.00	2.96
	87914-4035	-----	-----	-----	40	----	5	50.80	48.26	13.38	6.09	5.00
	87914-4016	-----	-----	-----	40	----	6	50.80	48.26	10.92	5.84	2.79
	87914-4026	-----	-----	-----	40	----	6	50.80	48.26	12.25	7.00	2.96
	87914-4036	-----	-----	-----	40	----	6	50.80	48.26	13.38	6.09	5.00
C												
B												

PG8. +879140108 EC NO: S2010-0695 DRWN:ATSEE 2010/02/11 CHKD:PTLIM 2004/12/08 APPR:MLONG 2010/06/05 D7	QUALITY SYMBOLS $F_A=0$ $F_G=0$ $F_P=0$	GENERAL TOLERANCES (UNLESS SPECIFIED)		DIMENSION STYLE MM ONLY		SCALE NTS	DESIGN UNITS METRIC	THIRD ANGLE PROJECTION		
				DRAWN BY KCHO	DATE 2004/11/05	TITLE 2.54MM PITCH DUAL ROW HEADER SINGLE WAFER, T/H				
				CHECKED BY PTLIM	DATE 2004/12/08	APPROVED BY SCLOW				
				MATERIAL NO. SEE TABLE		DATE 2004/12/10	DOCUMENT NO. SD-87914-013			SHEET NO. 26 OF 46
		DRAFT WHERE APPLICABLE MUST REMAIN WITHIN DIMENSIONS			THIS DRAWING CONTAINS INFORMATION THAT IS PROPRIETARY TO MOLEX INCORPORATED AND SHOULD NOT BE USED WITHOUT WRITTEN PERMISSION					

