

**PLEASE CHECK WWW.MOLEX.COM FOR LATEST PART INFORMATION**

**Part Number:** [0743010000](#)  
**Status:** **Active**  
**Overview:** [hdm](#)  
**Description:** 2.00mm (.079") Pitch HDM® Board-to-Board Backplane Header, Vertical, SMC, Press-Fit, Extended PC Tail, Open End Option, 72 Circuits

**Documents:**

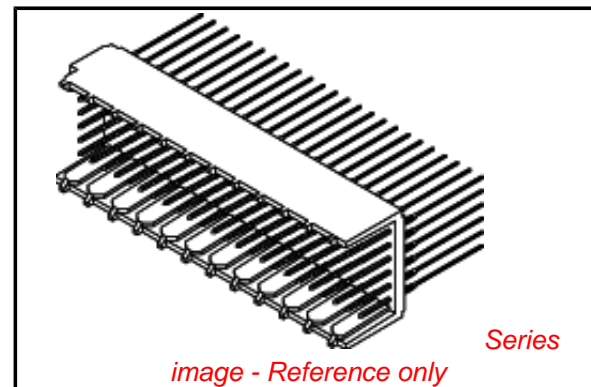
[Drawing \(PDF\)](#) [RoHS Certificate of Compliance \(PDF\)](#)

**General**

Product Family	Backplane Connectors
Series	<a href="#">74301</a>
Application	Backplane
Component Type	PCB Header
Overview	<a href="#">hdm</a>
Product Name	HDM®
Style	N/A
<b>Physical</b>	
Circuits (Loaded)	72
Circuits (maximum)	72
Color - Resin	Black, Natural
Durability (mating cycles max)	250
First Mate / Last Break	No
Guide to Mating Part	No
Keying to Mating Part	None
Material - Metal	Phosphor Bronze
Material - Plating Mating	Gold
Material - Plating Termination	Tin-Lead
Material - Resin	High Temperature Thermoplastic
Number of Columns	12
Number of Pairs	Open Pin Field
Number of Rows	6
Orientation	Vertical
PC Tail Length (in)	0.276 In
PC Tail Length (mm)	7.00 mm
PCB Retention	Yes
PCB Thickness Recommended (in)	0.098 In
PCB Thickness Recommended (mm)	2.50 mm
Packaging Type	Tube
Pitch - Mating Interface (in)	0.079 In
Pitch - Mating Interface (mm)	2.00 mm
Pitch - Term. Interface (in)	0.079 In
Pitch - Term. Interface (mm)	2.00 mm
Plating min: Mating (µin)	30
Plating min: Mating (µm)	0.75
Plating min: Termination (µin)	15
Plating min: Termination (µm)	0.375
Polarized to PCB	No
Stackable	No
Surface Mount Compatible (SMC)	No
Temperature Range - Operating	-55°C to +105°C
Termination Interface: Style	Through Hole - Compliant Pin

**Electrical**

Current - Maximum per Contact 1A



*image - Reference only*

**EU RoHS** **China RoHS**

**Compliance Status**

**Not Reviewed**

**REACH SVHC**

**Not Reviewed**

**Halogen-Free**

**Status**

**Not Reviewed**

**Need more information on product environmental compliance?**

Email [productcompliance@molex.com](mailto:productcompliance@molex.com)  
 For a multiple part number RoHS Certificate of Compliance, [click here](#)

Please visit the [Contact Us](#) section for any non-product compliance questions.

**Search Parts in this Series**

[74301Series](#)

Data Rate	1.0 Gbps
Real Signals (per 25mm)	75
Shielded	No
Voltage - Maximum	250V AC

### **Material Info**

### **Reference - Drawing Numbers**

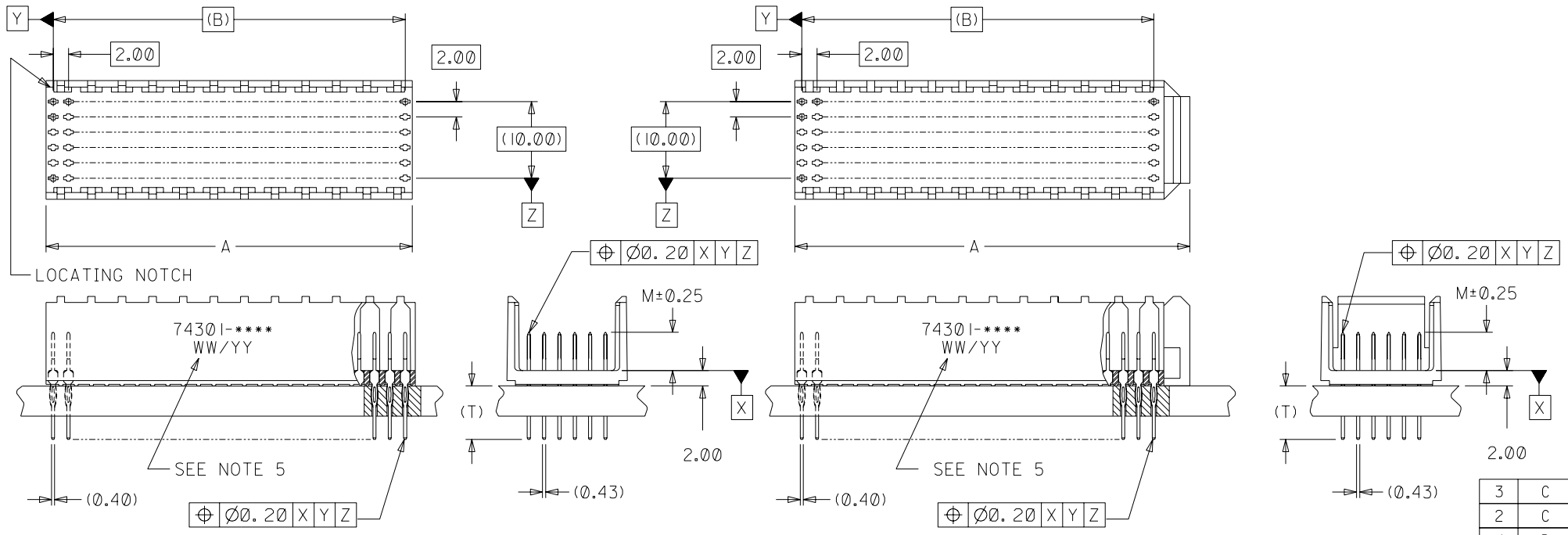
Packaging Specification	PK-70873-0868
Sales Drawing	SD-74301-001

HDM and High Density Metric are trademarks of Amphenol Corporation

This document was generated on 05/15/2010

**PLEASE CHECK [WWW.MOLEX.COM](http://WWW.MOLEX.COM) FOR LATEST PART INFORMATION**

- NOTES:  
 1. MATERIALS: HOUSING-LIQUID CRYSTAL POLYMER (LCP),  
 GLASS-FILLED, UL94V-0, COLOR: BLACK,  
 CONTACT-PHOSPHOR BRONZE.  
 2. FINISH: SELECTIVE GOLD (Au) IN CONTACT AREA,  
 0.00076mm MINIMUM THCKNESS, SELECTIVE TIN/LEAD (Sn/Pb) ON TAILS,  
 NICKEL (Ni) OVERALL.  
 3. THIS PART CONFORMS TO MOLEX PRODUCT SPECIFICATION  
 PS-73670-9999.  
 4. PACKAGED PER PK-70873-0868.  
 5. PARTS MARKED WITH PART NUMBER AND DATE CODE,  
 ON EITHER SIDE, APPROXIMATELY WHERE SHOWN.

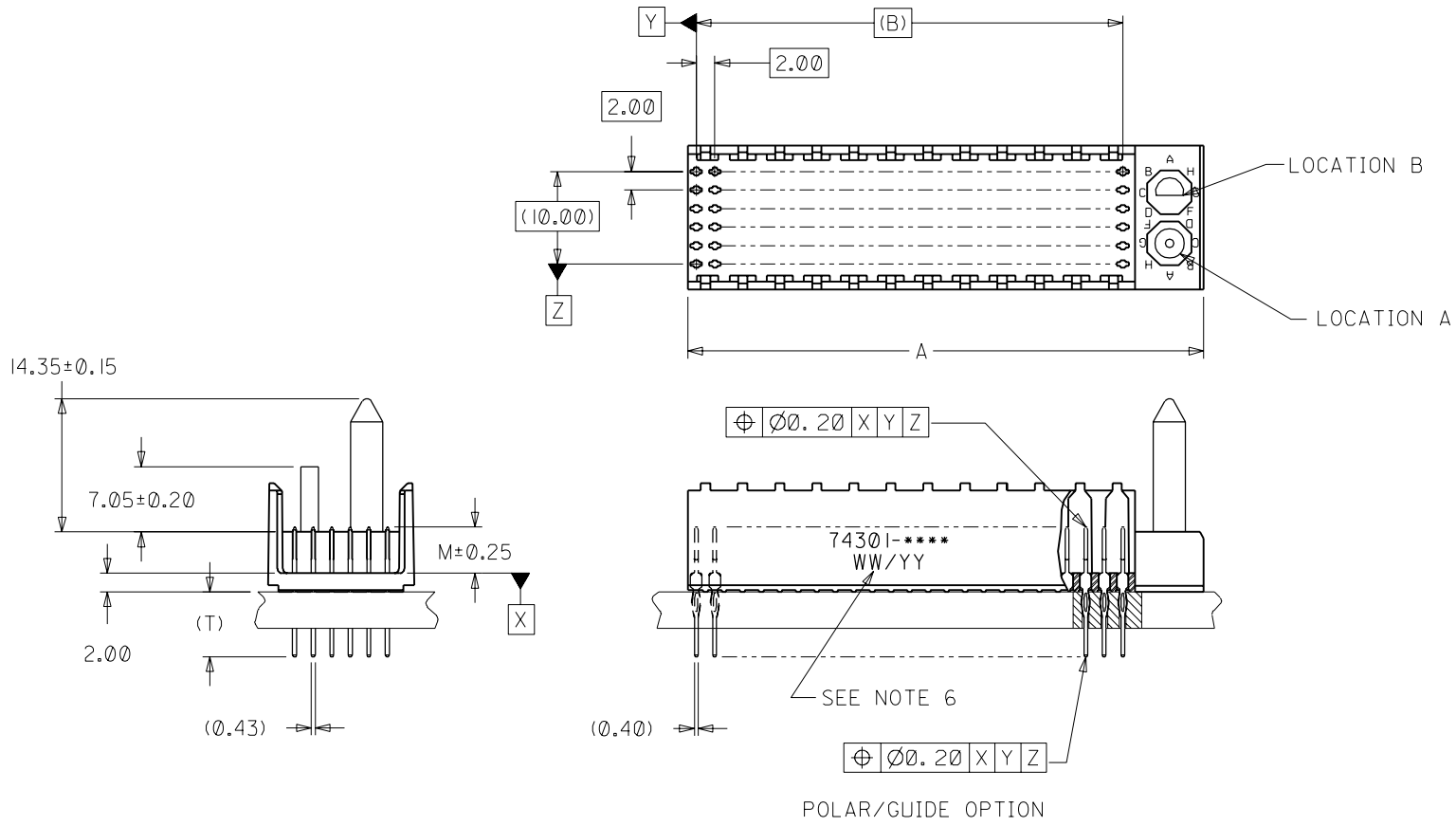


OPEN END OPTION

END WALL OPTION

3	C
2	C
1	D
SHT	REV
REVISE ON CAD ONLY	

REVISED EC NO. UCP2003-2260 DRWN: THOMAS 03/04/25 CHK: BINGHAM 03/04/25 APPR: REED 03/04/25	DESCRIPTION MAJOR $\nabla = 0$ CRITICAL $\nabla C = 0$	GENERAL TOLERANCES: (UNLESS SPECIFIED)		SCALE 2 : 1	DESIGN UNITS <input checked="" type="checkbox"/> mm <input type="checkbox"/> INCH	THIRD ANGLE PROJECTION <input checked="" type="checkbox"/> mm <input type="checkbox"/> INCH <input checked="" type="checkbox"/> mm ONLY	DIMENSIONS:		SHT	REV
		mm	INCH	DRAWN BY & DATE JBINGHAM 99/01/21			TITLE: SALES ASSEMBLY, HDM BACKPLANE CONNECTOR EXTENDED TAIL VERSION			
		4 PLACES ±0.	±.	CHECKED BY & DATE SREED 99/01/21			MOLEX INCORPORATED			
		3 PLACES ±0.	±.	APPROVED BY & DATE CBIXLER 99/01/21			MATERIAL NO. SEE CHART DRAWING NO. SD-74301-001			
2 PLACES ±0.05	±.	ANGLUAR: ± 1/2°		CAD FILENAME S74301X1.DGN		SHEET NO. 1 OF 3		REVISE ON CAD ONLY		
1 PLACE ±0.10	±.	DRAFT WHERE APPLICABLE MUST REMAIN WITHIN DIMENSIONS		THIS DRAWING CONTAINS INFORMATION THAT IS PROPRIETARY TO MOLEX INCORPORATED AND SHOULD NOT BE USED WITHOUT WRITTEN PERMISSION.						



SEE SHEET 1 EC NO. UDT2000-0413 DRWN: JBINGHAM 99/11/02 CHK: SREED 99/11/02 APPR: CBIXLER 99/11/02	QUALITY SYMBOLS MAJOR $\nabla = 0$ CRITICAL $\nabla C = 0$	GENERAL TOLERANCES: (UNLESS SPECIFIED)		SCALE 2 : 1	DESIGN UNITS <input checked="" type="checkbox"/> mm <input type="checkbox"/> INCH	DIMENSIONS: <input type="checkbox"/> mm <input type="checkbox"/> INCH <input checked="" type="checkbox"/> mm ONLY	SHT 2 REV 1	
		4 PLACES ± 0.	3 PLACES ± 0.	2 PLACES ± 0.05	1 PLACE ± 0.10	DRAWN BY & DATE JBINGHAM 99/01/21	TITLE: SALES ASSEMBLY, HDM BACKPLANE CONNECTOR EXTENDED TAIL VERSION	
		ANGULAR: ± 1/2°		DRAFT WHERE APPLICABLE MUST REMAIN WITHIN DIMENSIONS		CHECKED BY & DATE SREED 99/01/21	APPROVED BY & DATE CBIXLER 99/01/21	
		CAD FILENAME S74301X2.DGN		MATERIAL NO. SEE CHART	DRAWING NO. SD-74301-001	MOLEX INCORPORATED		SHEET NO. 2

# MATERIAL NUMBER ASSIGNMENT

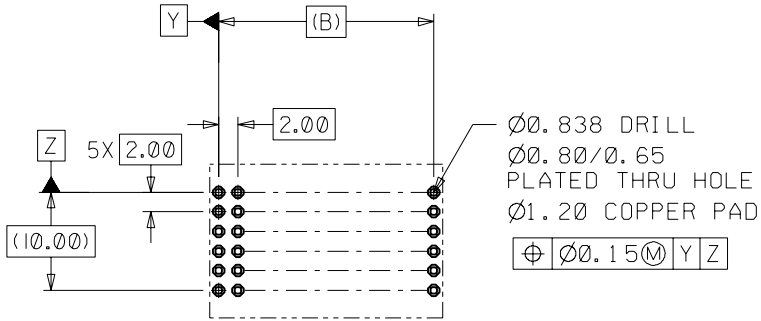
- 0 = 72-CIRCUIT OPEN END
- 1 = 144-CIRCUIT OPEN END
- 2 = 72-CIRCUIT END WALL
- 3 = 144-CIRCUIT END WALL
- 4 = 72-CIRCUIT POALR/GUIDE
- 5 = 144-CIRCUIT POLAR/GUIDE

- 0 = 5.0mm MATING, 7.0mm TAIL
- 1 = 5.5mm MATING, 7.0mm TAIL
- 2 = 6.0mm MATING, 7.0mm TAIL

74301- \* \* \* \*

PART NUMBER	DIM A	DIM B	DIM M	DIM T
74301-0000	23.8	22.00	5.00	7.00
74301-0100	23.8	22.00	5.50	7.00
74301-0200	23.8	22.00	6.00	7.00
74301-1000	47.8	46.00	5.00	7.00
74301-1100	47.8	46.00	5.50	7.00
74301-1200	47.8	46.00	6.00	7.00
74301-2000	27.6	22.00	5.00	7.00
74301-2100	27.6	22.00	5.50	7.00
74301-2200	27.6	22.00	6.00	7.00
74301-3000	51.6	46.00	5.00	7.00
74301-3100	51.6	46.00	5.50	7.00
74301-3200	51.6	46.00	6.00	7.00
74301-40**	31.6	22.00	5.00	7.00
74301-41**	31.6	22.00	5.50	7.00
74301-42**	31.6	22.00	6.00	7.00
74301-50**	55.6	46.00	5.00	7.00
74301-51**	55.6	46.00	5.50	7.00
74301-52**	55.6	46.00	6.00	7.00

NUMBER	GUIDE POST LOCATION	POLAR KEY POSITION
00	N/A	N/A
01	B	A
02	A	A
03	B	B
04	A	B
05	B	C
06	A	C
07	B	D
08	A	D
09	B	E
10	A	E
11	B	F
12	A	F
13	B	G
14	A	G
15	B	H
16	A	H
17	B	N/A
18	A	N/A



PCB LAYOUT: COMPONENT SIDE  
RECOMMENDED PCB THICKNESS: 2.50 MIN.

SEE SHEET 1 EC NO. LDT2000-0413 DRWNS:JBINGHAM 99/11/02 CHK: SREED 99/11/02 APPR:CBIXLER 99/11/02	QUALITY SYMBOLS MAJOR = 0 CRITICAL = 0	GENERAL TOLERANCES: (UNLESS SPECIFIED)		SCALE 2 : 1	DESIGN UNITS <input checked="" type="checkbox"/> mm <input type="checkbox"/> INCH	DIMENSIONS: <input type="checkbox"/> mm <input type="checkbox"/> INCH <input checked="" type="checkbox"/> mm ONLY	SHT	REV		
				DRAWN BY & DATE	THIRD ANGLE PROJECTION		TITLE: SALES ASSEMBLY, HDM BACKPLANE CONNECTOR EXTENDED TAIL VERSION			
				4 PLACES ±0. ±.	JBINGHAM 99/01/21	MOLEX INCORPORATED		MATERIAL NO. DRAWING NO. SHEET NO.		
				3 PLACES ±0. ±.	CHECKED BY & DATE	SEE CHART SD-74301-001		3		
		2 PLACES ±0.05 ±.	SREED 99/01/21	APPROVED BY & DATE		THIS DRAWING CONTAINS INFORMATION THAT IS PROPRIETARY TO MOLEX INCORPORATED AND SHOULD NOT BE USED WITHOUT WRITTEN PERMISSION.				
		1 PLACE ±0.10 ±.	CBIXLER 99/01/21	CAD FILENAME		SIZE B				
		ANGULAR: ± 1/2°		S74301X3.DGN						
		DRAFT WHERE APPLICABLE MUST REMAIN WITHIN DIMENSIONS								