

SATCOM / "1 ppm Forever" Temperature Compensated Crystal Oscillators



Features

- Frequency from 0.5 MHz to 160 MHz
- Stability to ± 0.1 ppm 0 to 50°C
- +5Vdc to +24Vdc supply voltage options
- Sinewave, HCMOS, TTL options
- Over 500,000 units produced

Applications

- SATCOM
- Base Stations and Picocells
- LMDS, WLL, SONET, Stratum 3

Description

The SATCOM and "1 ppm Forever" series of Temperature Compensated Crystal Oscillators (TCXO's) are available in frequencies from 0.5 MHz to 160 MHz.

These series offer performance for short term stability, phase noise, G sensitivity, aging and temperature stability normally only associated with Oven Controlled Crystal Oscillators (OCXO's), while consuming typically < 20 mA.

With over 500,000 units produced, Vectron International has more experience with this type of TCXO than the rest of the industry combined.

SATCOM / "1 ppm Forever" TCXO

Performance Characteristics

Characteristics	
Output Options:	AC = ACMOS 0.5 to 160 MHz HC = HCMOS 0.5 to 160 MHz TD = 10 TTL 0.5 to 160 MHz RG = 0 dBm 50 ohm 3.0 to 30 MHz RC = +7.0 dBm 50 ohm 3.0 to 90 MHz
Stability Options: (Other stability options are available)	A17 = ± 0.1 ppm 0°C to +50°C B37 = ± 0.3 ppm 0°C to +70°C C57 = ± 0.5 ppm -20°C to +70°C D16 = ± 1.0 ppm -40°C to +85°C EA6 = ± 1.5 ppm -55°C to +85°C
Supply Voltage: (Other voltage options are available)	AC = +12 Vdc ± 5% HC = +12 Vdc ± 5% TD = +12 Vdc ± 5% RG = +5 Vdc ± 5% RC = +12 Vdc ± 5%
Allan Variance (typical):	± 1 x 10 ⁻¹⁰ at tau = 1 sec
Aging (at 10MHz):	"1 ppm Forever" < 0.2 ppm / 1 st year < 0.7 ppm / 10 years SATCOM < 0.5 ppm / 1 st year < 2.0 ppm / 10 years
Phase Noise (typical): 10 MHz, RC option	-110 dBc / Hz @ 10 Hz offset -135 dBc / Hz @ 100 Hz offset -150 dBc / Hz @ 1 kHz offset -155 dbc / Hz @ 100 kHz offset
Typical P/N:	(SATCOM) RCR7HYA17C 10.00 MHz ("1 ppm Forever") RGR5HXB37C 15.00 MHz

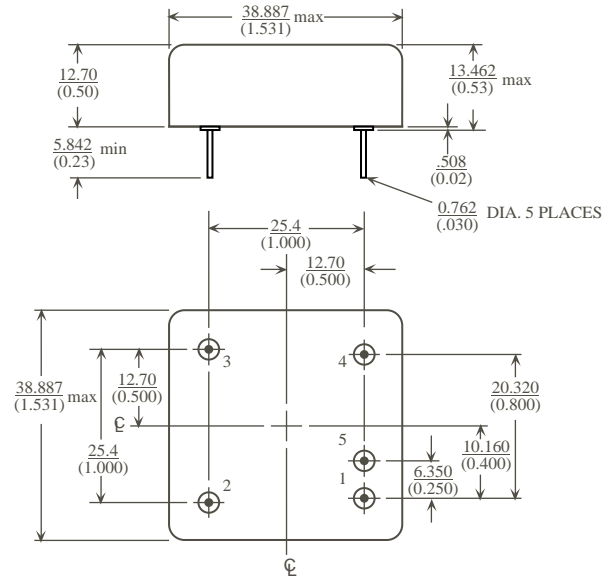
HY is predetermined, HX is for "1 ppm Forever" max temp range -20 to +70

Note: Not all stabilities are available with all options. Vectron International does not recommend wave soldering, IR reflow or other elevated temperature processing without consulting the factory. For AC, HC and TD outputs with frequencies above 30 MHz a low phase noise PLL multiplier **will** be used. Please inform the factory of your phase noise requirements.

SATCOM / "1 ppm Forever" TCXO

Pin	Function
1	Output
2	+Vdd
3	Gnd, Case
4	Gnd / V tune
5	Gnd

Frequency Adjust:	
Option	Specification
HY	± 3 ppm min. via external voltage, 0 to +5 Vdc
HX	NONE

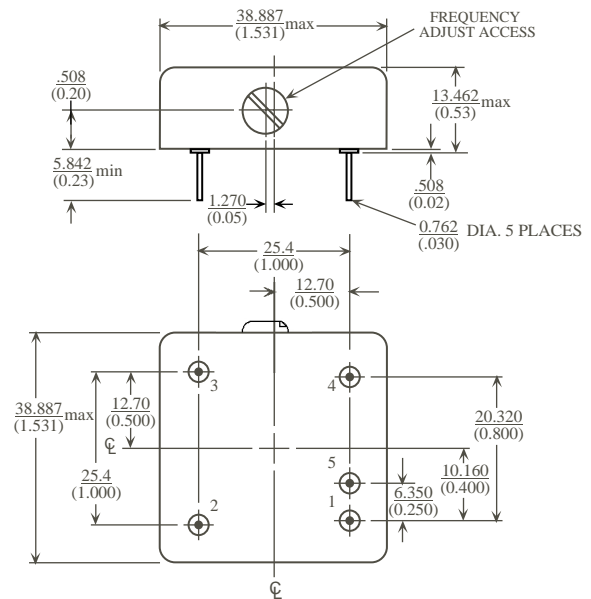


R5 PACKAGE

mm
(in.)

Pin	Function
1	Output
2	+Vdd
3	Gnd, Case
4	Gnd
5	Gnd

Frequency Adjust:	
Option	Specification
HY & HX	± 3 ppm min. via internal mechanical adjust

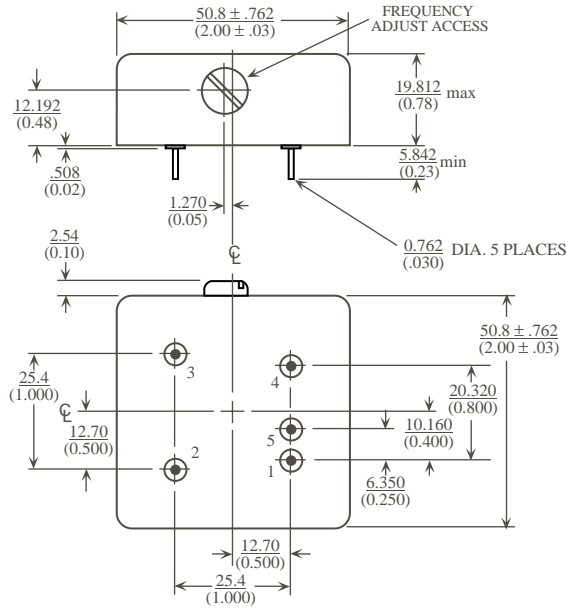


R7 PACKAGE

SATCOM / "1 ppm Forever" TCXO

Pin	Function
1	Output
2	+Vdd
3	Gnd, Case
4	Gnd
5	Gnd

Frequency Adjust:	
Option	Specification
HY & HX	± 3 ppm min. via internal mechanical adjust

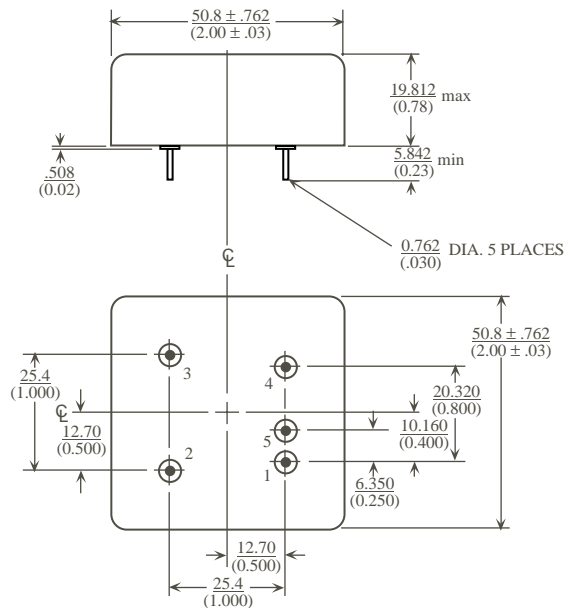


S5 PACKAGE

mm
(in.)

Pin	Function
1	Output
2	+Vdd
3	Gnd, Case
4	Gnd / V tune
5	Gnd

Frequency Adjust:	
Option	Specification
HY	± 3 ppm min. via external voltage, 0 to +5 Vdc
HX	NONE



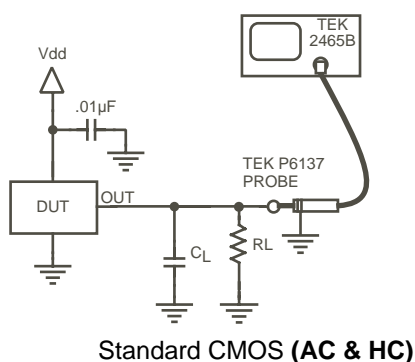
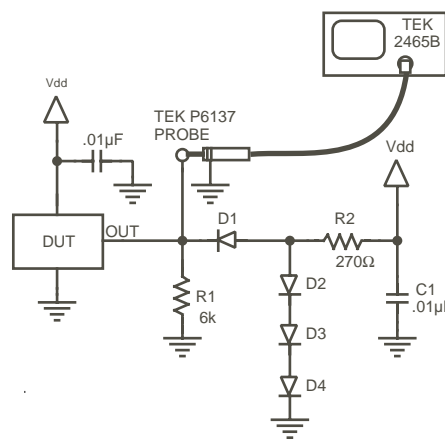
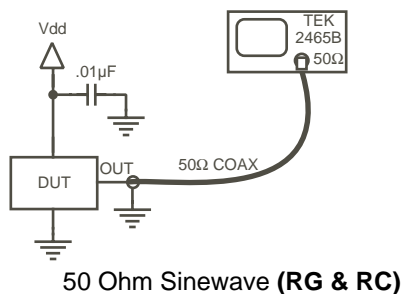
S7 PACKAGE

SATCOM / "1 ppm Forever" TCXO

Output Option	AC	HC	TD
Output	ACMOS	HCMOS	10 TTL
Voh min.	+4.5 Vdc	+4.5 Vdc	+2.4 Vdc
Voh max.	+0.5 Vdc	+0.5 Vdc	+0.5 Vdc
Load (typical)	100 k ohm // 10 pF	100 k ohm // 10 pF	10 TTL
Duty Cycle	50% ± 10%	50% ± 10%	50% ± 10%
Rise and Fall	3 nS max.	5 nS max.	10 nS max.

Output Option	RG	RC
Output	Sinewave	Sinewave
Level	0 dBm to +6 dBm	+7.0 dBm to +13 dBm
Load	50 ohm	50 ohm
Harmonics / Sub	-20 dBc max.	-20 dBc max.
Other Spurious	-60 dBc max.	-60 dBc max.

Test Loads:



SATCOM / "1 ppm Forever" TCXO

Specifying Temperature Stability:

RC/R7/HY/A17/C

└───→ **A17** → A = X = Temperature Range
 1 = N1 = Stability Multiplier
 7 = N2 = Stability Scale

X	N1	N2
Temp Range	Stability Multiplier	Stability Scale
A = 0 to +50°C	N1 = 1 to 9 and A,B & C	10 to the -N2 power
B = 0 to +70°C	1 = ± 1.0	5 = 10 ⁻⁵ = 10 ppm
C = -20 to +70°C	2 = ± 2.0	6 = 10 ⁻⁶ = 1 ppm
D = -40 to +85°C	3 = ± 3.0	7 = 10 ⁻⁷ = 0.1 ppm
E = -55 to +85°C	4 = ± 4.0	8 = 10 ⁻⁸ = 0.01 ppm
	5 = ± 5.0	
	6 = ± 6.0	
	7 = ± 7.0	
	8 = ± 8.0	
	9 = ± 9.0	
	A = ± 1.5	
	B = ± 2.5	
	C = ± 3.5	

Examples:

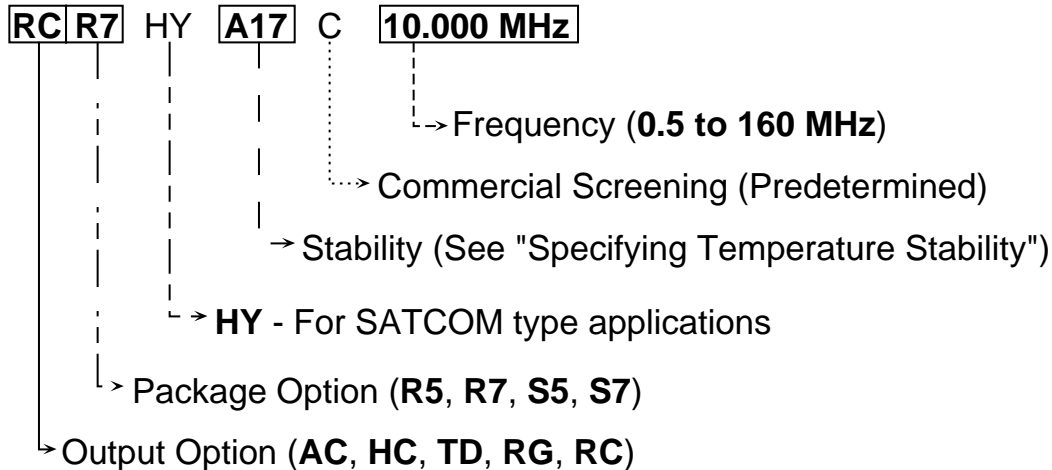
XN1N2	X	, N1 x N2	=	X	, N1N2
A17	=	0 to +50°C, ± 1 x 10 ⁻⁷	=	0 to +50°C, ± 0.1 ppm	
B37	=	0 to +70°C, ± 3 x 10 ⁻⁷	=	0 to +70°C, ± 0.3 ppm	
C57	=	-20 to +70°C, ± 5 x 10 ⁻⁷	=	-20 to +70°C, ± 0.5 ppm	
D16	=	-40 to +85°C, ± 1 x 10 ⁻⁶	=	-40 to +85°C, ± 1.0 ppm	
EA6	=	-55 to +85°C, ± 1.5 x 10 ⁻⁶	=	-55 to +85°C, ± 1.5 ppm	

Note: Temperature stabilities listed on the website are for the best possible stability in that series. Next to quantity, Frequency vs. Temperature is the highest cost multiplier. Please do not over specify temperature stability as we will 100% test units to your requirements. The temperature ranges listed above are industry standards. However, if for example your requirements were for -33 to +55°C please let us know, by choosing -40 to +85°C arbitrarily you will be paying more than is required. Custom stabilities are always welcome and recommended. We do **not** charge extra for custom temperature ranges or stabilities.

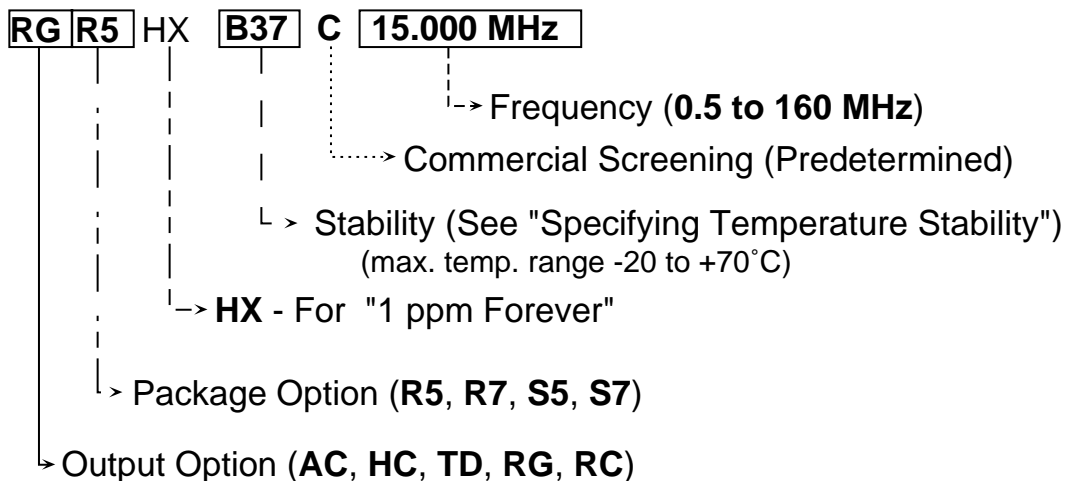
SATCOM / "1 ppm Forever" TCXO

How to Order

For HY Option:



For HX Option:



Visit Our Website at
www.vectron.com

For additional information please contact:



USA: Vectron International • 267 Lowell Road, Hudson, NH 03051 Tel: 1-88-VECTRON-1 • Fax: 1-888-FAX-VECTRON
EUROPE: Tel: 49 (0) 3328 4784 17 • Fax: 49 (0) 3328 4784 30
ASIA: Tel: +86 21 28909740 / 41 /42 • Fax: +86 21 28909240 / 2890999

www.vectron.com

Vectron International reserves the right to make changes to the product(s) and/or information contained herein without notice.
No liability is assumed as a result of their use or application. No rights under any patent accompany the sale of any such product(s) or information