

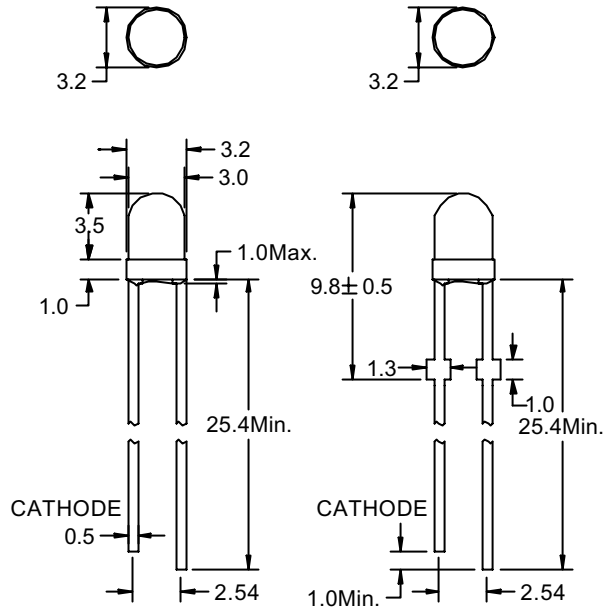
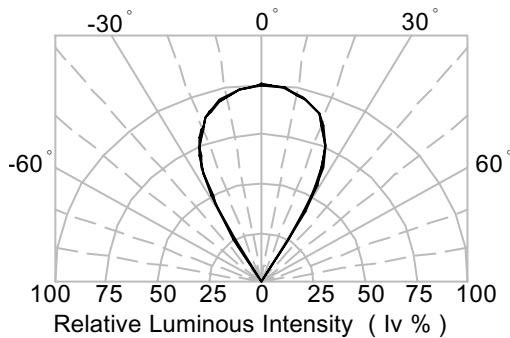
BVU-3A16QA4

PACKAGE CONFIGURATION

DESCRIPTION

Dice Material : AlGaInP Orange Red
 Light Color : Orange Red Color
 Lens Color : Water Transparent
 Stand-Off P/N : BVU-3A16QA4 R

RADIATION PATTERN



Tolerance ±0.25 mm

ABSOLUTE MAXIMUM RATINGS AT Ta = 25 °C

PARAMETER	MAX.	UNIT
Power Dissipation	80	mW
Continuous Forward Current	30	mA
Peak Forward Current (1/10 Duty Cycle , 0.1ms Pulse Width)	160	mA
Reverse Voltage	5	V
Derating Linear From 25 °C	0.4	mA/°C
Operating Temperature Range	-30 °C to + 85 °C	
Storage Temperature Range	-40 °C to + 100 °C	
Lead Solder Temperature 1.6 mm Below Package 260 °C for 5 seconds		

ELECTRICAL / OPTICAL CHARACTERISTICS AT Ta = 25 °C

SYMBOL	PARAMETER	TEST COND.	MIN.	TYP.	MAX.	UNIT
V F	Forward Voltage	I F = 20 mA		2.1	2.7	V
I R	Reverse Current	V R = 5V			100	μ A
λ p	Peak Emission Wavelength	I F = 20 mA		632		n m
λ d	Dominant Wavelength	I F = 20 mA		624		n m
2θ 1/2	Viewing Angle	I F = 20 mA		60		Deg

BIN GRADE LIMITS (I F = 20 mA) LUMINOUS INTENSITY / mcd

Bin	I	J	K	L	M	N
Min.	780	1000	1300	1680	2180	2800
Max.	1000	1300	1680	2180	2800	3600

Tolerance ± 15% mcd

*Bright View reserves the rights to alter specifications and remove availability of products at any time without notice.

*Dominant Wavelength, λ d is according to CIE Chromaticity Diagram base on color of lamps.

*θ 1/2 is the off-axis angle where the luminous intensity is one half the on-axis intensity.



AlGaInP LED FOR YA/EA/QA Series

TYPICAL ELECTRICAL/OPTICAL CHARACTERISTIC CURVES

FIG. 1 Forward Current Vs. Forward Voltage

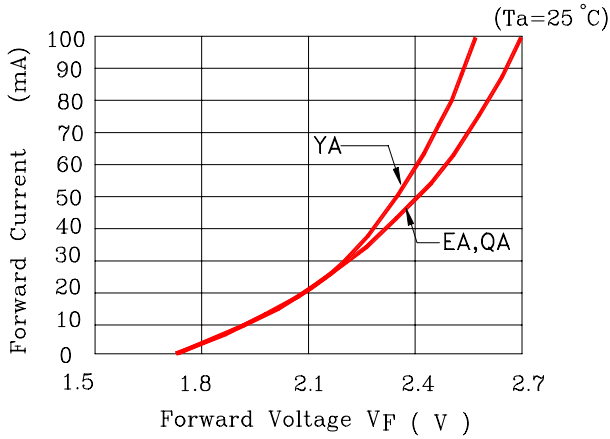


FIG. 2 Relative Intensity Vs. Forward Current

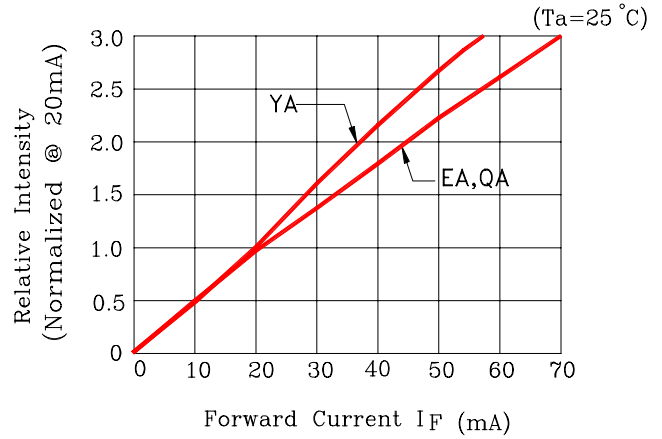


FIG. 3 Forward Voltage VS. Temperature

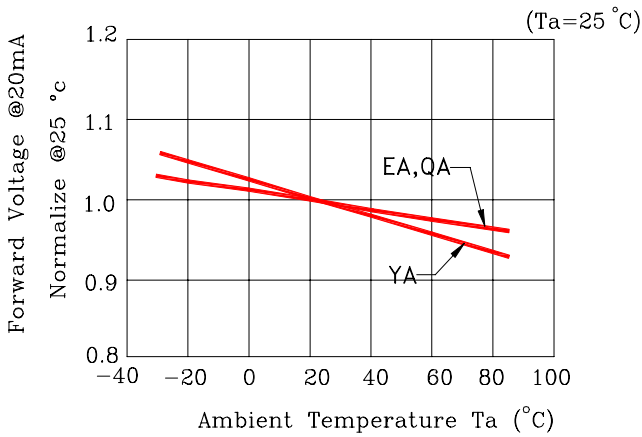


FIG. 4 Relative Intensity vs. Temperature

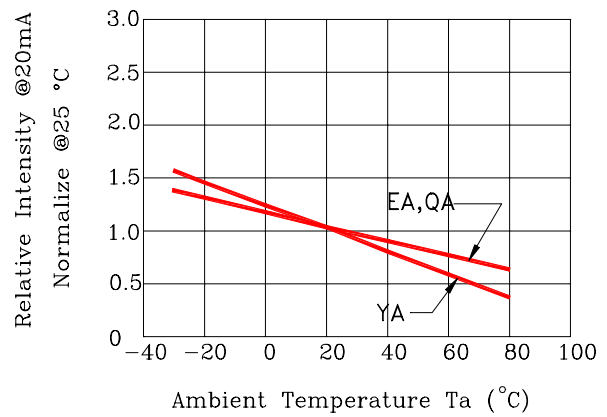


FIG. 5 Relative Intensity vs. Wavelength (λ_p)

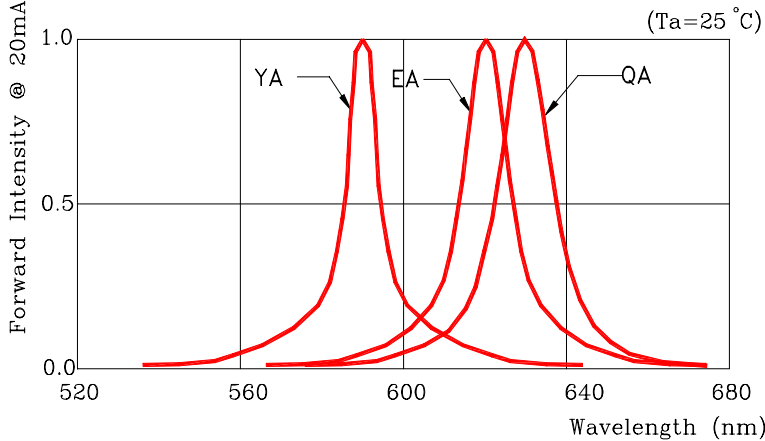
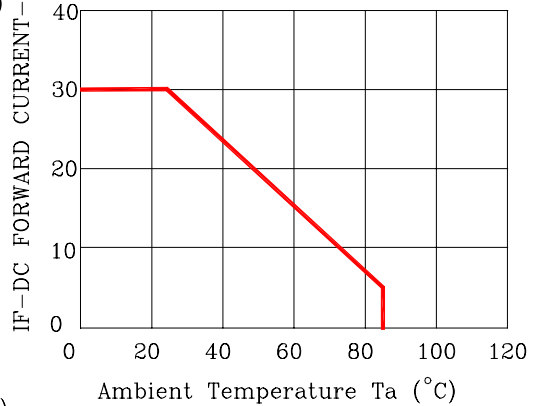
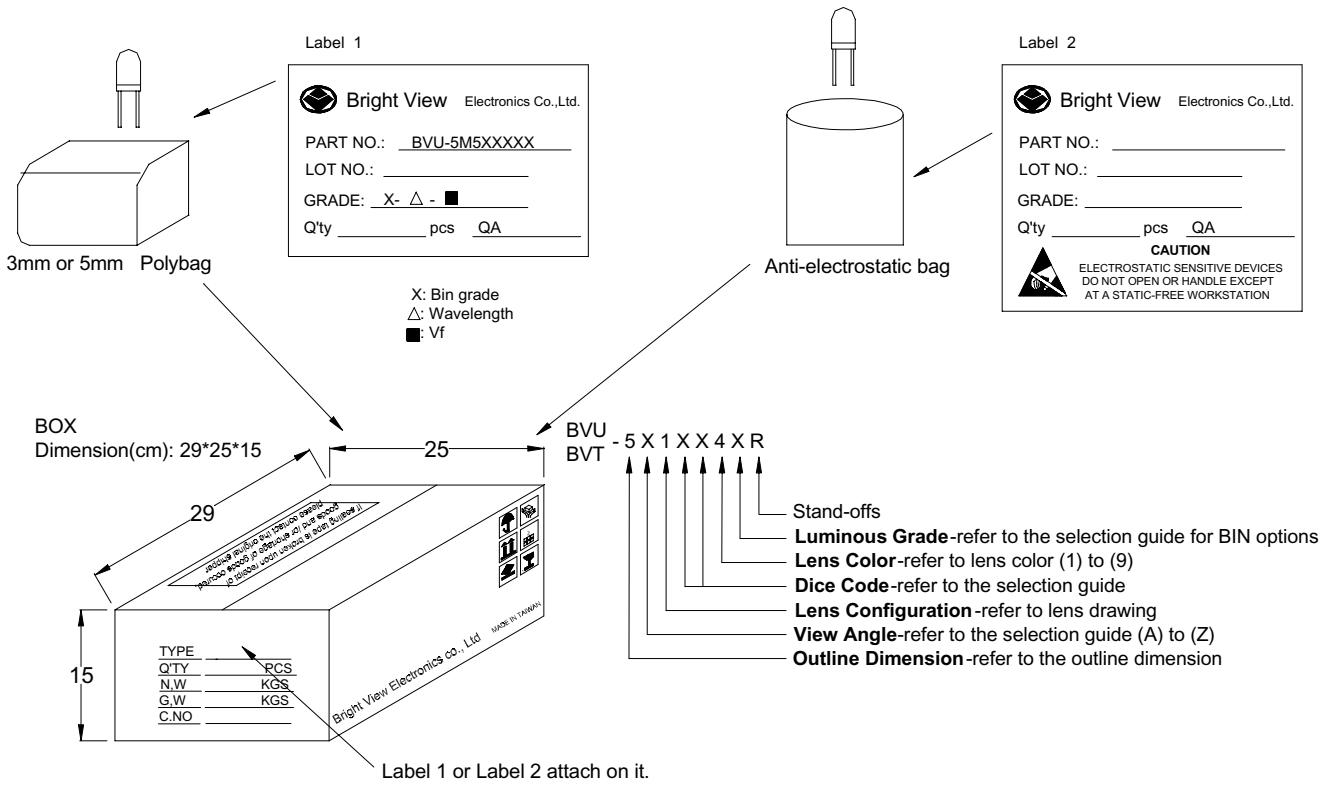


FIG. 6 Maximum Forward Current vs. Ambient Temperature. Derating Based on $T_{MAX}=130^\circ C$

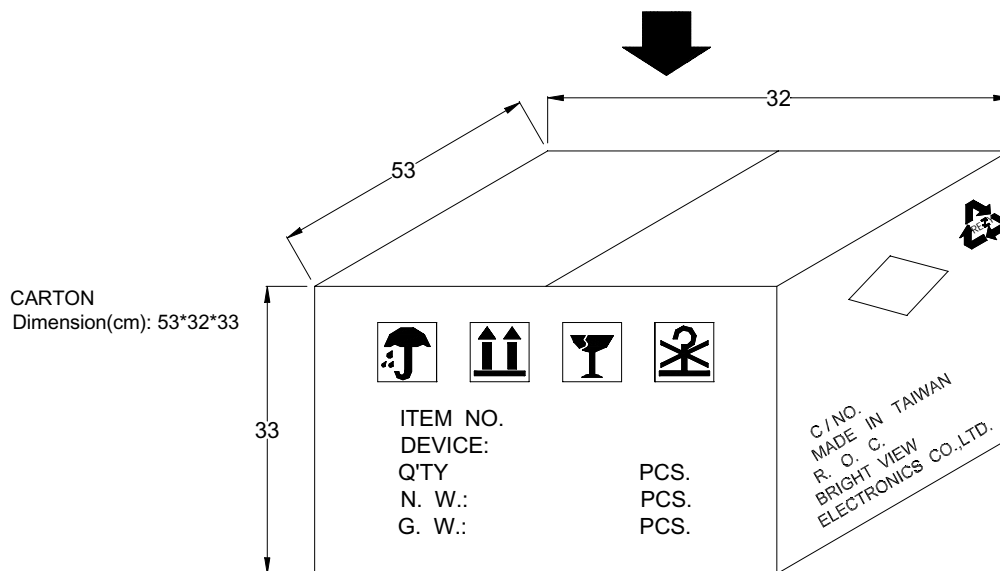




LAMP PACKING



Device	Q'ty / Polybag (pcs)	Polybag / Box A	Fig.
5mm(T-1 3/4)	1000pcs	14 bags	Label 1
3mm(T-1)	1000pcs	20 bags	Label 1
Blue / Green / White	500pcs	18 bags	Label 2



4 Boxes / Carton

5mm : 56,000pcs

3mm : 80,000pcs

Blue / Green / White : 36,000pcs