

Inductor

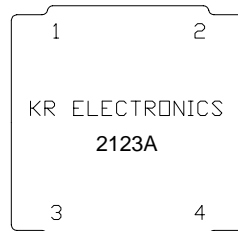
KR Model
2123A

Inductor Model 2123A

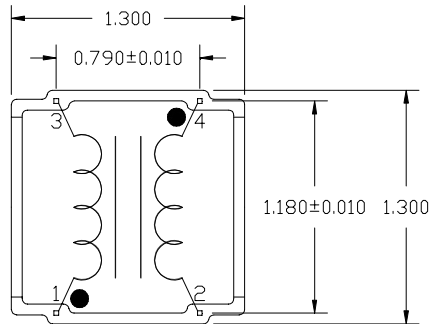
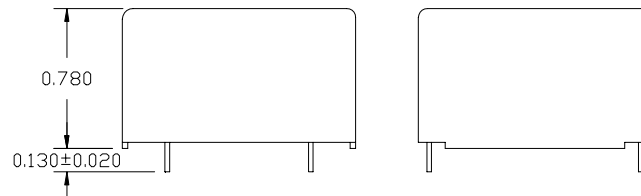
Specifications

Parameter	Test Condition	Value
Inductance L13	Measured from terminal 1 to terminal 3 with terminals 2 and 4 open, Frequency = 10 KHz, DC current 0 to 80 mA	4.0 mHy $\pm 5\%$
Inductance L24	Measured from terminal 2 to terminal 4 with terminals 1 and 3 open, Frequency = 10 KHz, DC current 0 to 80 mA	equal L13 $\pm 1\%$
DC Resistance R13	Measured from terminal 1 to terminal 3	2.0 $\Omega \pm 20\%$
DC Resistance R24	Measured from terminal 2 to terminal 4	2.0 $\Omega \pm 20\%$

Outline Drawing



(TOP VIEW)



(BOTTOM VIEW)

KR Electronics
www.krfilters.com
91 Avenel Street
Avenel, NJ 07001
732-636-1900

Square leads 0.032" x 0.032" \pm 0.005"
Lead length from seating plane 0.130" \pm 0.020"
Tolerance unless noted \pm 0.020"