

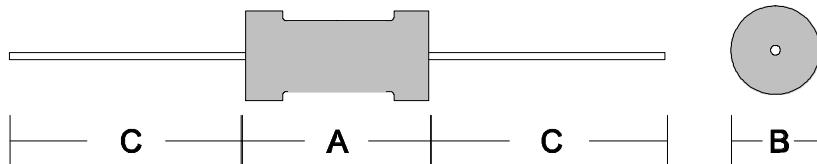
VC1019 Series

- UL Sleeved
- Wide Inductance Range
- High Saturation Ferrite Core
- Typical Pack Size 3000pcs



The VC1019 range of axial inductors offers the user excellent reliability, over a wide inductance range, along with high current handling. These components have been especially developed for use in SCR and Triac controls, as well as inclusion in other switching circuit applications. All components in the range feature UL approved sleeving material suitable for temperatures up to 105°C, and low permeability ferrite core.


COMPONENT OUTLINE



DIMENSIONS (mm)

ECM Type	A	B	C	Lead dia.
VC1019	22.8	11.5	38.0	0.8

ECM High Power Axial Inductors




ECM Part	L (µH)	Tol %	R_{DC} MAX (W)	I_{DC} I_{SAT} (A)	I_{DC} I_N (A)
VC1019-3R9	3.9	K	0.007	15.50	4.00
VC1019-4R7	4.7	K	0.008	13.90	4.00
VC1019-5R6	5.6	K	0.011	12.60	4.00
VC1019-6R8	6.8	K	0.011	11.60	4.00
VC1019-8R2	8.2	K	0.013	9.89	4.00
VC1019-100	10	K	0.017	8.70	4.00
VC1019-120	12	K	0.019	8.21	4.00
VC1019-150	15	K	0.022	7.34	4.00
VC1019-180	18	K	0.023	6.64	4.00
VC1019-220	22	K	0.026	6.07	4.00
VC1019-270	27	K	0.027	5.36	4.00
VC1019-330	33	K	0.032	4.82	4.00
VC1019-390	39	K	0.033	4.36	4.00
VC1019-470	47	K	0.035	3.98	4.00
VC1019-560	56	K	0.037	3.66	3.20
VC1019-680	68	K	0.047	3.31	2.50
VC1019-820	82	K	0.060	3.10	2.00
VC1019-101	100	K	0.090	2.79	1.60
VC1019-121	120	K	0.113	2.54	1.60
VC1019-151	150	K	0.129	2.22	1.60
VC1019-181	180	K	0.150	1.98	1.60
VC1019-221	220	K	0.162	1.89	1.60
VC1019-271	270	K	0.208	1.63	1.60
VC1019-331	330	K	0.212	1.51	1.60
VC1019-391	390	K	0.281	1.39	1.60
VC1019-471	470	K	0.380	1.24	1.20
VC1019-561	560	K	0.420	1.17	1.00
VC1019-681	680	K	0.548	1.05	1.00
VC1019-821	820	K	0.655	0.97	0.80
VC1019-102	1000	K	0.844	0.87	0.80
VC1019-122	1200	K	1.040	0.79	0.60
VC1019-152	1500	K	1.180	0.70	0.60
VC1019-182	1800	K	1.560	0.64	0.60
VC1019-222	2200	K	2.000	0.58	0.50
VC1019-272	2700	K	2.060	0.53	0.40
VC1019-332	3300	K	2.530	0.47	0.40
VC1019-392	3900	K	2.750	0.43	0.40
VC1019-472	4700	K	3.190	0.39	0.40
VC1019-562	5600	K	3.920	0.359	0.32
VC1019-682	6800	K	5.690	0.322	0.25
VC1019-822	8200	K	6.320	0.293	0.25

TOLERANCE: K=10%.

ECM Electronics Limited, Penmaen House, Ashington, West Sussex, RH20 3JR, UK
 Tel: +44(0)1903 892810: Fax: +44(0)1903 892738. Email: ecm@ecmelectronics.co.uk

Although we have attempted to accurately reflect the products we market. ECM reserve the right without prior notice to discontinue any product or make design changes we believe necessary.

ECM High Power Axial Inductors



ECM Part	L (μH)	Tol %	R_{DC} MAX (W)	I_{DC} I_{SAT} (A)	I_{DC} I_N (A)
VC1019-103	10000	K	7.300	0.266	0.25
VC1019-123	12000	K	9.210	0.241	0.20
VC1019-153	15000	K	10.50	0.214	0.20
VC1019-183	18000	K	14.80	0.198	0.16
VC1019-223	22000	K	21.80	0.180	0.13
VC1019-273	27000	K	22.70	0.162	0.13
VC1019-333	33000	K	25.70	0.146	0.13
VC1019-393	39000	K	31.80	0.135	0.10
VC1019-473	47000	K	36.10	0.122	0.10
VC1019-563	56000	K	40.90	0.112	0.10
VC1019-683	68000	K	57.30	0.101	0.08
VC1019-823	82000	K	79.30	0.090	0.07
VC1019-104	100000	K	89.70	0.081	0.07

TOLERANCE: K=10%.

ECM Electronics Limited, Penmaen House, Ashington, West Sussex, RH20 3JR, UK
Tel: +44(0)1903 892810: Fax: +44(0)1903 892738. Email: ecm@ecmelectronics.co.uk

Although we have attempted to accurately reflect the products we market. ECM reserve the right without prior notice to discontinue any product or make design changes we believe necessary.