

**PLEASE CHECK WWW.MOLEX.COM FOR LATEST PART INFORMATION**

**Part Number:** [0955032884](#)  
**Status:** **Active**  
**Overview:** [modular\\_plugs\\_jacks](#)  
**Description:** 8/8 JACK THRO. SHORT HOLE NO KEY VERSION

**Documents:**

<a href="#">3D Model</a>	<a href="#">Product Specification PS-95503-001 (PDF)</a>
<a href="#">Application Specification (PDF)</a>	<a href="#">RoHS Certificate of Compliance (PDF)</a>
<a href="#">Drawing (PDF)</a>	

**Agency Certification**

UL	E107635
----	---------

**General**

Product Family	Modular Jacks/Plugs
Series	<a href="#">95503</a>
Component Type	PCB Jack
Magnetic	No
Overview	<a href="#">modular_plugs_jacks</a>
Performance Category	3
Power over Ethernet (PoE)	N/A
Product Name	RJ45

**Physical**

Boot Color	N/A
Color - Resin	Black
Durability (mating cycles max)	1,000
Flammability	94V-0
Inverted / Top Latch	No
Lightpipes/LEDs	None
Material - Metal	Brass
Material - Plating Mating	Gold
Material - Plating Termination	Tin
Material - Resin	High Temperature Thermoplastic
Orientation	Vertical (Top Entry)
PCB Locator	Yes
PCB Retention	Yes
PCB Thickness Recommended (in)	0.062 In
PCB Thickness Recommended (mm)	1.57 mm
Packaging Type	Tray
Pitch - Mating Interface (in)	0.040 In
Pitch - Mating Interface (mm)	1.02 mm
Pitch - Term. Interface (in)	0.050 In
Pitch - Term. Interface (mm)	1.27 mm
Plating min: Mating (µin)	50.8
Plating min: Mating (µm)	1.27
Plating min: Termination (µin)	76
Plating min: Termination (µm)	1.9
Ports	1
Positions / Loaded Contacts	8/8
Surface Mount Compatible (SMC)	Yes
Temperature Range - Operating	-40°C to +80°C
Termination Interface: Style	Through Hole
Waterproof / Dustproof	No
Wire/Cable Type	N/A

**EU RoHS**

**ELV and RoHS  
Compliant**  
**REACH SVHC  
Contains SVHC: No**  
**Halogen-Free  
Status**  
**Halogen-Free**

**China RoHS**



**Need more information on product  
environmental compliance?**

Email [productcompliance@molex.com](mailto:productcompliance@molex.com)  
 For a multiple part number RoHS Certificate of  
 Compliance, [click here](#)

Please visit the [Contact Us](#) section for any  
 non-product compliance questions.

**Search Parts in this Series**

[95503Series](#)

**Mates With**

FCC 68 Plugs

**Electrical**

Current - Maximum per Contact	1.5A
Shielded	No
Voltage - Maximum	125V DC

**Solder Process Data**

Duration at Max. Process Temperature (seconds)	5
Lead-free Process Capability	Wave Capable (TH only)
Max. Cycles at Max. Process Temperature	1
Process Temperature max. C	260

**Material Info****Reference - Drawing Numbers**

Packaging Specification	PK-95003
Product Specification	PS-95503-001, RPS-503202-001, RPS-95503-002
Sales Drawing	SD-95503-003
Test Summary	STR-1181

This document was generated on 06/07/2010

**PLEASE CHECK [WWW.MOLEX.COM](http://WWW.MOLEX.COM) FOR LATEST PART INFORMATION**

**NOTES :**

**1- MATERIAL:**

- HOUSING: LCP FIBER GLASS FILLED UL 94-V0  
COLOR BLACK.
- TERMINAL: TIN BRASS.

**PLATING 2:**

POST PLATE (0.00127-0.00152)/.000050-.000060 GOLD IN CONTACT AREA. (0.00190)/.000075 MIN. PURE TIN IN TAIL AREA BOTH OVER (0.00127)/.000050 MIN. NICKEL OVERALL.

**PLATING 7: ONLY ON REQUEST**

POST PLATE 0.00005/.000002 MIN GOLD OVER 0.000763 .000030 MIN PALLADIUM NICKEL IN CONTACT AREA. 0.00190/.000075 MIN PURE TIN IN TAIL AREA. BOTH OVER 0.00127/.000050 MIN NICKEL OVERALL:

2- JACK FOR MATING WITH F.C.C. 68 PLUGS  
90075 MOLEX SERIES.

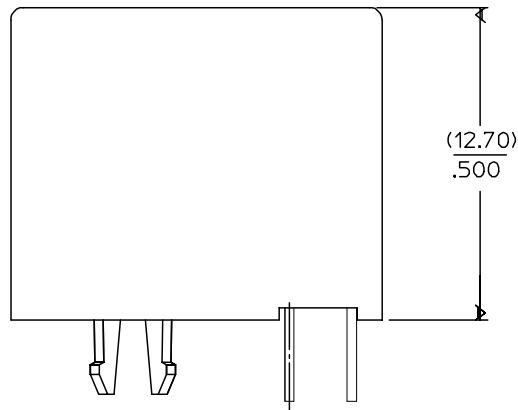
3- PRODUCT SPECIFICATION PS-95503-001

4- PACKAGING SPECIFICATION PK-95003:

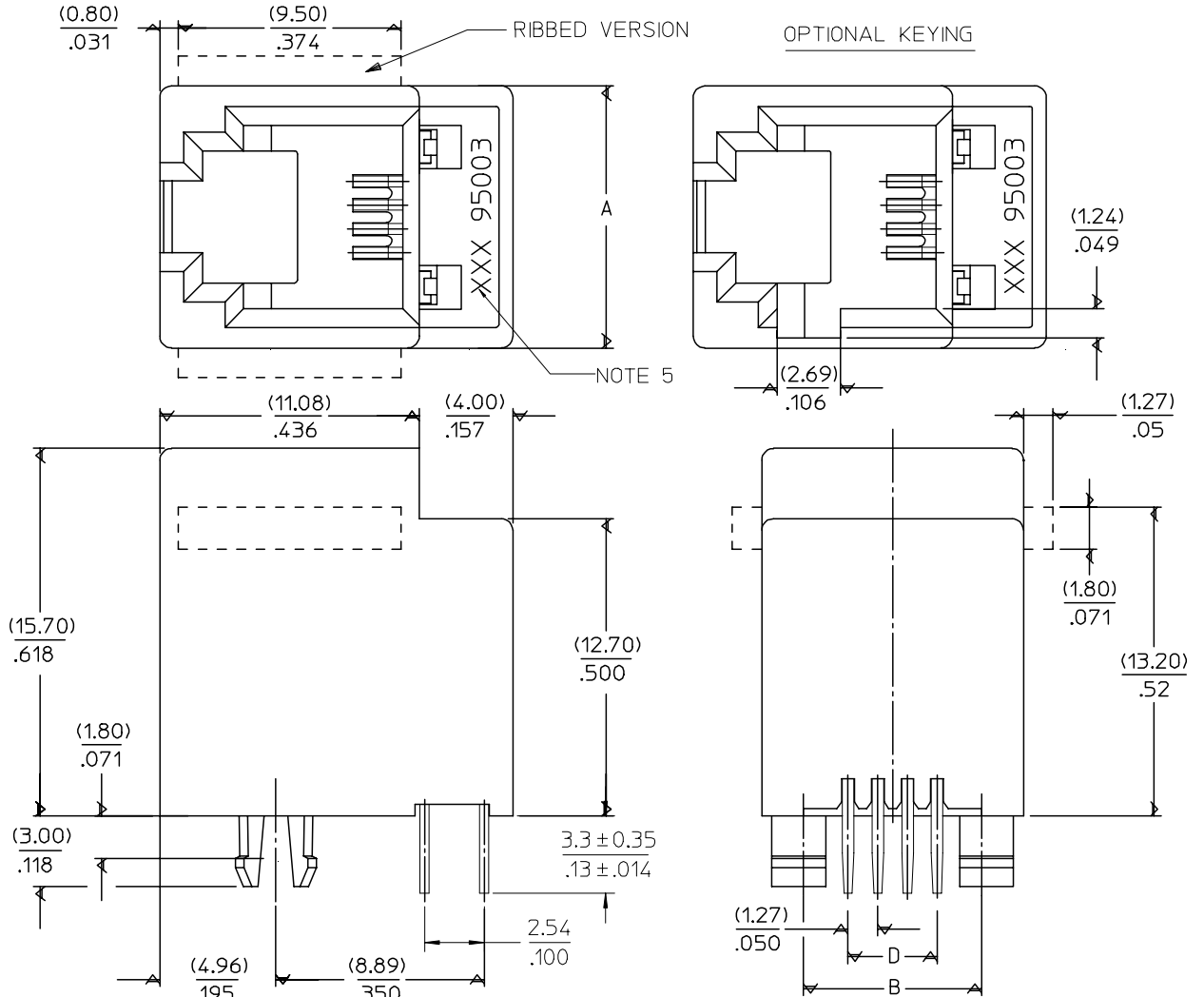
- STANDARD PACKAGING SHEET 1.
- TUBE PACKAGING FOR SMT VERSION SHEET 2.
- TUBE PACKAGING FOR THROUGH HOLE VERSION SHEET 3.

5- MANUFACTURING I.D. CAN BE MXF, MG OR MXI.

TYPE \ DIM.	POS. 4	POS. 6		POS. 8
	4 CKTS.	4 CKTS.	6 CKTS.	8 CKTS.
A	(11.18) / .440	(13.21) / .520	(13.21) / .520	(15.24) / .600
B	(7.62) / .300	(10.16) / .400	(10.16) / .400	(11.43) / .450
D	(3.81) / .150	(3.81) / .150	(6.35) / .250	(8.89) / .350



SHORT VERSION



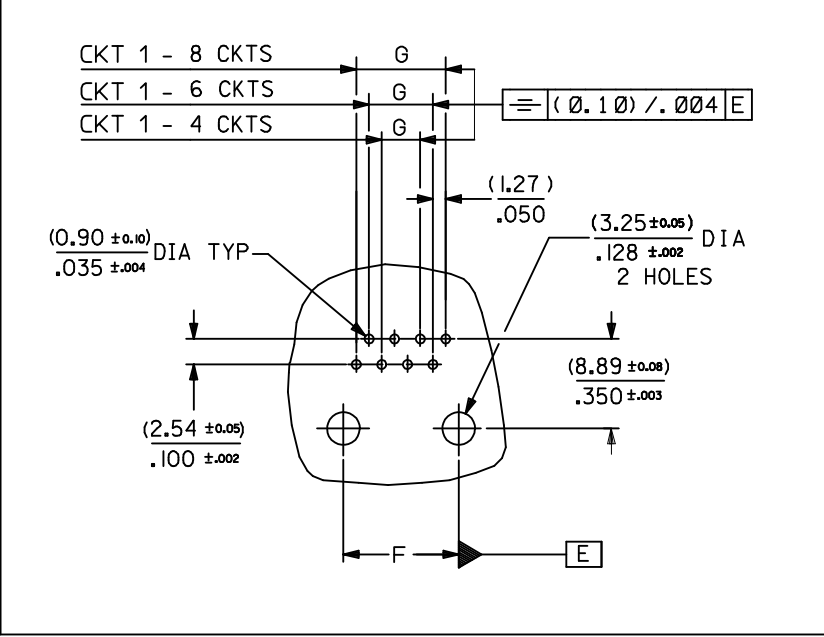
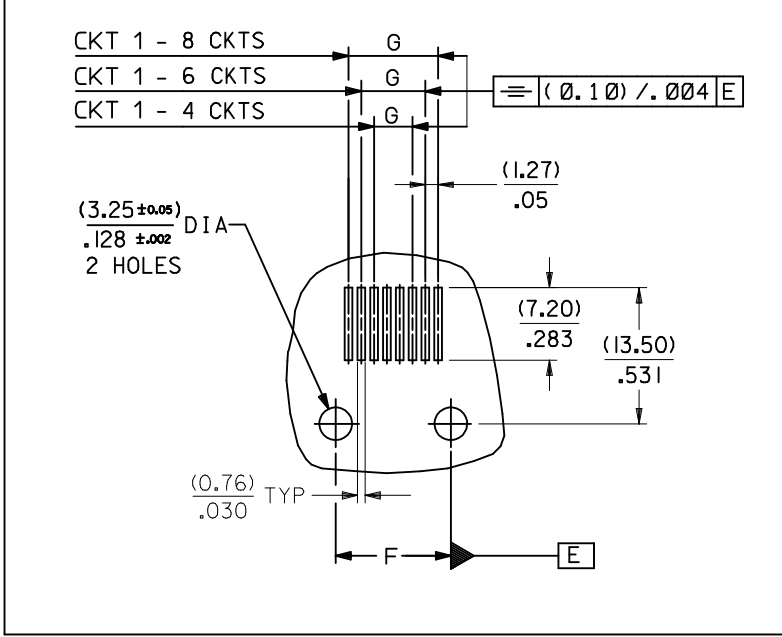
<b>ADDED TABLE</b> EC NO: E2008-0267 DRWN: DBRYNES CHKD: APPR: EOMAHONY 2007/11/27 2007/11/28 2007/11/28	QUALITY SYMBOLS ▽=0 ▽=0	GENERAL TOLERANCES (UNLESS SPECIFIED) mm INCH 4 PLACES ± --- ± --- 3 PLACES ± --- ± .006 2 PLACES ± 0.15 ± .010 1 PLACE ± 0.25 ± --- ANGULAR ± .5 °	DIMENSION STYLE MM/IN DRAWN BY DATE TMARTIN 2005/06/15 CHECKED BY DATE FCARABETTA 2005/06/15 APPROVED BY DATE KNOLLER 2005/06/15	SCALE 5:1	DESIGN UNITS METRIC	THIRD ANGLE PROJECTION
	LOW PROFILE TOP ENTRY JACK (THROUGH HOLE VERSION)					
	MOLEX INCORPORATED					
	DRAFT WHERE APPLICABLE MUST REMAIN WITHIN DIMENSIONS			MATERIAL NO. SEE SHT 4,5	DOCUMENT NO. SD-95503-003	SHEET NO. 1 OF 5

TYPE DIM.	POS. 4	POS. 6		POS. 8
	4 CKTS.	4 CKTS.	6 CKTS.	8 CKTS.
F ( $\pm 0.05$ )/ $\pm 0.002$	(7.62) / .300	(10.16) / .400	(10.16) / .400	(11.43) / .450
G ( $\pm 0.05$ )/ $\pm 0.002$	(3.81) / .150	(3.81) / .150	(6.35) / .250	(8.89) / .350

P.C.B MOUNTING PATTERNS - SEEN FROM COMPONENT SIDE

FOR SMT JACK (SURFACE MOUNT)

FOR STANDARD JACK (THROUGH HOLE)



ARDED CKT 1 EC NO: E2010-0075 DRWN: DBYRNES 2009/08/13 CHKD: 2009/08/19 APPR: J WALLACE 2009/08/19	QUALITY SYMBOLS	DESCRIPTION
	$\nabla = 0$	
	$\square = 0$	
	REV	

GENERAL TOLERANCES (UNLESS SPECIFIED)	DIMENSION STYLE
mm INCH	MM/IN
4 PLACES $\pm$ --- $\pm$ ---	DRAWN BY DATE
3 PLACES $\pm$ --- $\pm$ .006	T MARTIN 2005/06/15
2 PLACES $\pm$ 0.15 $\pm$ .010	CHECKED BY DATE
1 PLACE $\pm$ 0.25 $\pm$ ---	FCARABETTA 2005/06/15
ANGULAR $\pm$ .5 °	APPROVED BY DATE
	KNOLLER 2005/06/15
DRAFT WHERE APPLICABLE MUST REMAIN WITHIN DIMENSIONS	MATERIAL NO.
	SEE SHT. 4, 5

SCALE	DESIGN UNITS	THIRD ANGLE PROJECTION
1:1	METRIC	
TITLE	LOW PROFILE T/E JACK	
MATERIAL NO.	MOLEX INCORPORATED	
DOCUMENT NO.	SD-95503-003	
SHEET NO.	3 OF 5	
SIZE	THIS DRAWING CONTAINS INFORMATION THAT IS PROPRIETARY TO MOLEX INCORPORATED AND SHOULD NOT BE USED WITHOUT WRITTEN PERMISSION	
A3		

# TRAY PACKAGING, SEE PACKAGING SPEC PK95003 SHEET 1

HOUSING SIZE	LOADED CONTACTS	PLATING	PART NO FOR JACK ASSEMBLY THROUGH HOLE STANDARD VERSION					PART NO FOR JACK ASSEMBLY THROUGH HOLE SHORT VERSION						
			LCP FIBER GLASS FILLED 94V0 COLOR BLACK					LCP FIBER GLASS FILLED 94V0 COLOR BLACK						
			NO KEY	TOOLED	KEY	TOOLED	TOOLED	NO KEY	TOOLED	KEY	TOOLED	TOOLED		
NO RIB	TOOLED	NO RIB	TOOLED	TOOLED	NO RIB	TOOLED	NO RIB	TOOLED	TOOLED					
4	4	2	95503-2441	X										
6	4	2	95503-2641	X										
6	6	2	95503-2661	X										
8	8	2	95503-2881	X	95503-2882	X			95503-2884	X				

TOOLED	X
NOT TOOLED	

CORRECTED PART #'s EC NO: E2007-0482 DRWN: DBYRNES CHKD: APPR: EOMAHONY	2007/01/08 2007/01/08 2007/01/09	DESCRIPTION REV	QUALITY SYMBOLS ▽=0 ◻=0	GENERAL TOLERANCES (UNLESS SPECIFIED)		DIMENSION STYLE MM/IN		SCALE ---	DESIGN UNITS METRIC	THIRD ANGLE PROJECTION	
					mm	INCH	DRAWN BY	DATE	TITLE LOW PROFILE T/E JACK THROUGH HOLE VERS.		
				4 PLACES	±---	±---	TMARTIN	2005/06/16			
				3 PLACES	±---	±---	CHECKED BY	DATE			
2 PLACES	±---	±---	FCARABETTA	2005/06/16	MOLEX INCORPORATED						
1 PLACE	±---	±---	APPROVED BY	DATE							
ANGULAR ±---°		MATERIAL NO.		DOCUMENT NO.		SHEET NO.					
DRAFT WHERE APPLICABLE MUST REMAIN WITHIN DIMENSIONS		SEE CHART		SD-95503-003		4 OF 5					
THIS DRAWING CONTAINS INFORMATION THAT IS PROPRIETARY TO MOLEX INCORPORATED AND SHOULD NOT BE USED WITHOUT WRITTEN PERMISSION											