

**PLEASE CHECK WWW.MOLEX.COM FOR LATEST PART INFORMATION**

**Part Number:** [0533251560](#)  
**Status:** **Active**  
**Description:** 2.00mm (.079") Pitch Mi II™ System Wire-to-Board Header, Single Row, Right Angle, Lead-free, 15 Circuits

**Documents:**

[3D Model](#) [Product Specification PS-52484-021 \(PDF\)](#)  
[Drawing \(PDF\)](#) [RoHS Certificate of Compliance \(PDF\)](#)  
[Product Specification PS-51090-016 \(PDF\)](#)

**Agency Certification**

CSA LR19980  
 UL E29179

**General**

Product Family PCB Headers  
 Series [53325](#)  
 Application Wire-to-Board  
 Product Name Mi II™

**Physical**

Breakaway No  
 Circuits (Loaded) 15  
 Circuits (maximum) 15  
 Color - Resin Natural  
 Durability (mating cycles max) 30  
 First Mate / Last Break No  
 Flammability 94V-0  
 Glow-Wire Compliant No  
 Guide to Mating Part No  
 Keying to Mating Part None  
 Lock to Mating Part Yes  
 Material - Metal Brass  
 Material - Plating Mating Tin  
 Material - Plating Termination Tin  
 Material - Resin Polyester  
 Number of Rows 1  
 Orientation Right Angle  
 PC Tail Length (in) 0.138 In  
 PC Tail Length (mm) 3.50 mm  
 PCB Locator No  
 PCB Retention Yes  
 PCB Thickness Recommended (in) 0.062 In  
 PCB Thickness Recommended (mm) 1.60 mm  
 Packaging Type Tray  
 Pitch - Mating Interface (in) 0.079 In  
 Pitch - Mating Interface (mm) 2.00 mm  
 Plating min: Mating (µin) 40  
 Plating min: Mating (µm) 1.00  
 Plating min: Termination (µin) 40  
 Plating min: Termination (µm) 1.00  
 Polarized to PCB No  
 Shrouded Fully  
 Stackable No  
 Surface Mount Compatible (SMC) No  
 Temperature Range - Operating -40°C to +105°C

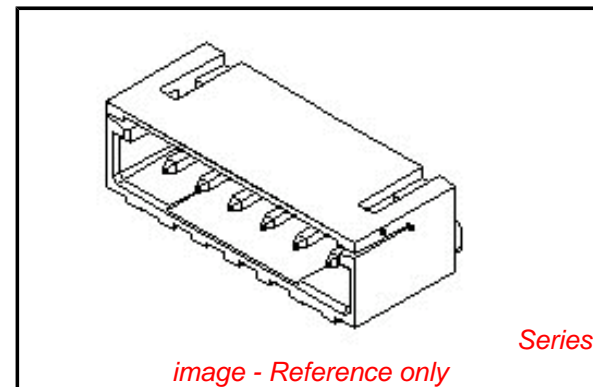


image - Reference only

**EU RoHS**

**ELV and RoHS Compliant**  
**REACH SVHC Contains SVHC: No**  
**Halogen-Free Status**

**China RoHS**



**Not Reviewed**

**Need more information on product environmental compliance?**

Email [productcompliance@molex.com](mailto:productcompliance@molex.com)  
 For a multiple part number RoHS Certificate of Compliance, [click here](#)

Please visit the [Contact Us](#) section for any non-product compliance questions.

**Search Parts in this Series**

[53325Series](#)

**Mates With**

[52484](#) Wire-to-Board IDT Receptacle.,  
[51090](#) Crimp Terminal

Termination Interface: Style

Through Hole

**Electrical**

Current - Maximum per Contact

2A

Voltage - Maximum

125V

**Material Info**

**Reference - Drawing Numbers**

Product Specification

PS-51090-016, PS-52484-021, RPS-51090-001,  
RPS-51090-002, RPS-51090-013, RPS-51090-015,  
RPS-51090-017, RPS-51090-022, RPS-52484-019,  
RPS-52484-023, RPS-52484-025, RPS-52484-026,  
RPS-53324-001

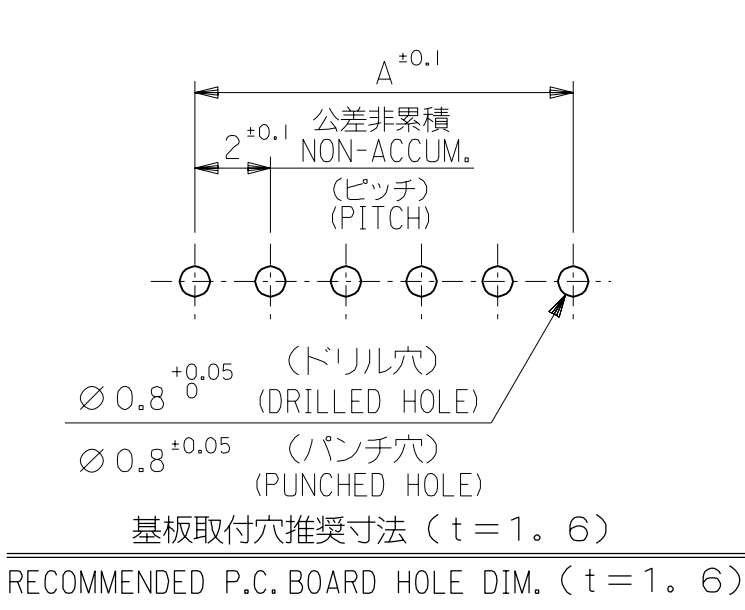
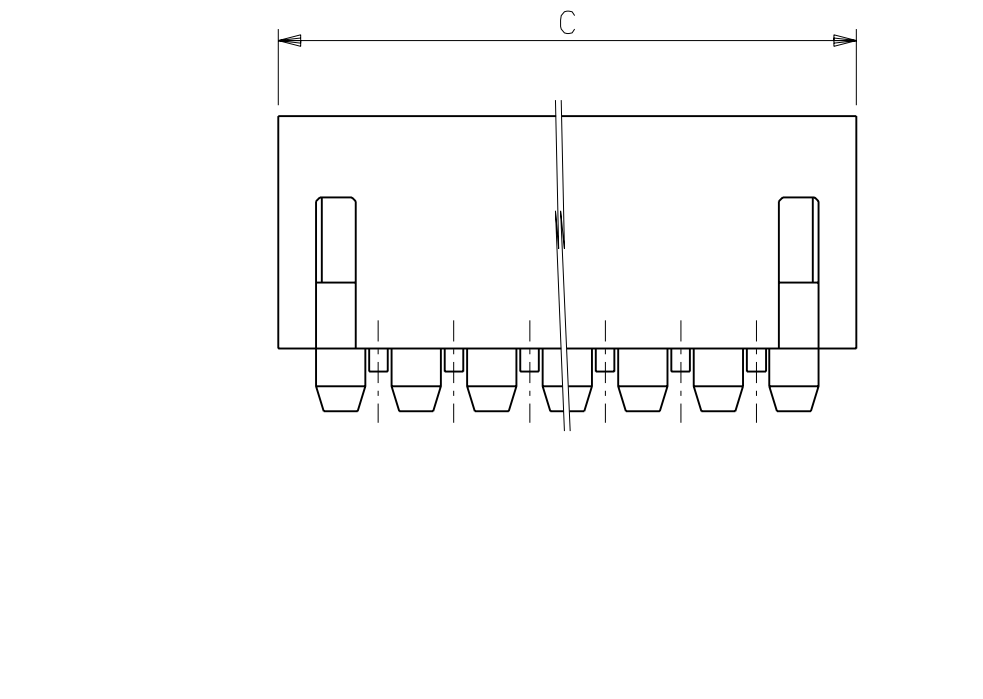
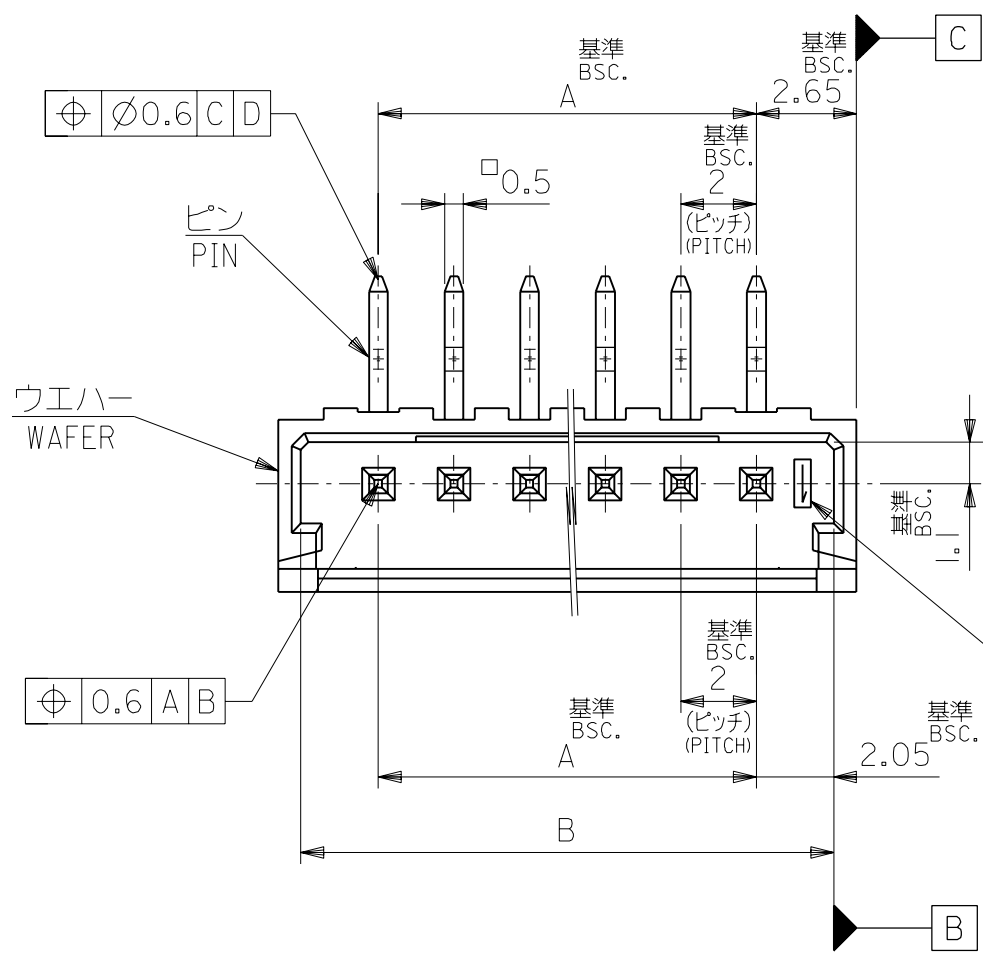
Sales Drawing

SD-53325-002

This document was generated on 04/16/2010

**PLEASE CHECK [WWW.MOLEX.COM](http://WWW.MOLEX.COM) FOR LATEST PART INFORMATION**

DWG. NO. SD-53325-002



注記 NOTES

1. 嵌合相手: 51090-\*\*\*00, 52484-\*\*\*1\*  
MATES WITH
2. 材質  
MATERIAL  
ウエハー: PBT (ガラス15%入り)  
UL94V-0  
WAFER: PBT (G.F. 15%), UL94V-0  
ピン: 黄銅、スズメッキ  
PIN: BRASS, PRE-TINNED
3. キングは全ピンに交互に付加。2極はキング無し。  
SET KINK ALTERNATELY TO ALL CIRCUITS.  
CIRCUIT 2 HAS NO KINK.
4. 製品番号  
MATERIAL NO.  
53325-\*\*\*6\*  
極数CIRCUIT SIZE | 色COLOR

ナチュラル (白) NATURAL (WHITE)	0
赤 RED	2
黄 YELLOW	3
青 BLUE	4

無鉛  
LEAD FREE

15	33.3	32.1	28	53325-156*	53325-***6*
14	31.3	30.1	26	-146*	
13	29.3	28.1	24	-136*	
12	27.3	26.1	22	-126*	
11	25.3	24.1	20	-116*	
10	23.3	22.1	18	-106*	
9	21.3	20.1	16	-096*	
8	19.3	18.1	14	-086*	
7	17.3	16.1	12	-076*	
6	15.3	14.1	10	-066*	
5	13.3	12.1	8	-056*	
4	11.3	10.1	6	-046*	
3	9.3	8.1	4	-036*	
2	7.3	6.1	2	53325-026*	
極数	CKT.	C	B	A	
					MODEL NO.

DO NOT SCALE DRAWING

064 NO. DRWN: CHK: APPR:	063 NO. DRWN: CHK: APPR:	062 NO. DRWN: CHK: APPR:	061 NO. DRWN: CHK: APPR:	RELEASED 060 NO. J2003-1741 DRWN: S.SHIBATA '02/12/25 CH'K: T.KANEKO '02/12/25 APPR: YO.ITO '02/12/25
REV	DESCRIPTION	MATERIAL 材料	FINISH 仕上げ	WIRE RANGE 適用電線範囲
A		注記参照 SEE NOTES	#	#
				INS. RANGE 被覆外径
				#

GENERAL TOLERANCES: (UNLESS SPECIFIED) 一般公差	SCALE 5-1	DESIGN UNITS <input checked="" type="checkbox"/> mm <input type="checkbox"/> INCH	PROJECTION <input type="checkbox"/> FIRST ANGLE <input checked="" type="checkbox"/> THIRD ANGLE	DIMENSIONS: <input type="checkbox"/> mm <input type="checkbox"/> INCH <input checked="" type="checkbox"/> mm ONLY	SHT	REV
10 UNDER 未満	±0.2	DRAWN BY & DATE S. Shibata '02/12/25	TITLE: 2.0 WIRE TO BOARD CONN. WAFER ASS'Y (R/A)			
10 OVER 以上 30 UNDER 未満	±0.25	CHECKED BY & DATE J. Miyazawa '02/12/25				
30 OVER 以上	±0.3	APPROVED BY & DATE Y. Ota '02/12/25				
ANGLE 角度	±3°	CAD FILENAME SD-53325-002.DGN	MATERIAL NO. SEE CHART	DRAWING NO. SD-53325-002	SHEET NO. 1 OF 1	SIZE B

THIS DRAWING CONTAINS INFORMATION THAT IS PROPRIETARY TO MOLEX INCORPORATED AND SHOULD NOT BE USED WITHOUT WRITTEN PERMISSION.