

PLEASE CHECK WWW.MOLEX.COM FOR LATEST PART INFORMATION

Part Number: [0533250360](#)
Status: **Active**
Description: 2.00mm (.079") Pitch Mi II™ System Wire-to-Board Header, Single Row, Right Angle, Lead-free, 3 Circuits

Documents:

[3D Model](#) [Product Specification PS-52484-021 \(PDF\)](#)
[Drawing \(PDF\)](#) [RoHS Certificate of Compliance \(PDF\)](#)
[Product Specification PS-51090-016 \(PDF\)](#)

Agency Certification

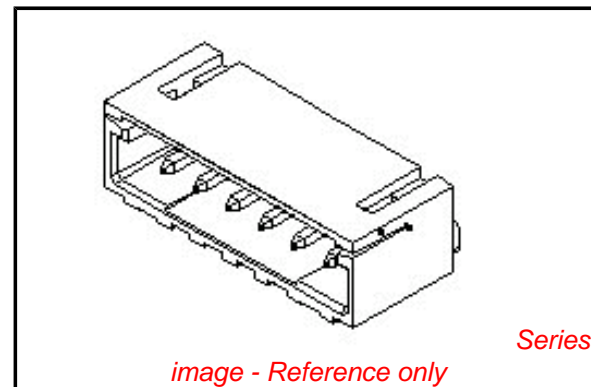
CSA LR19980
 UL E29179

General

Product Family PCB Headers
 Series [53325](#)
 Application Wire-to-Board
 Product Name Mi II™

Physical

Breakaway No
 Circuits (Loaded) 3
 Circuits (maximum) 3
 Color - Resin Natural
 Durability (mating cycles max) 30
 First Mate / Last Break No
 Flammability 94V-0
 Glow-Wire Compliant No
 Guide to Mating Part No
 Keying to Mating Part None
 Lock to Mating Part Yes
 Material - Metal Brass
 Material - Plating Mating Tin
 Material - Plating Termination Tin
 Material - Resin Polyester
 Number of Rows 1
 Orientation Right Angle
 PC Tail Length (in) 0.138 In
 PC Tail Length (mm) 3.50 mm
 PCB Locator No
 PCB Retention Yes
 PCB Thickness Recommended (in) 0.062 In
 PCB Thickness Recommended (mm) 1.60 mm
 Packaging Type Tray
 Pitch - Mating Interface (in) 0.079 In
 Pitch - Mating Interface (mm) 2.00 mm
 Plating min: Mating (µin) 40
 Plating min: Mating (µm) 1.00
 Plating min: Termination (µin) 40
 Plating min: Termination (µm) 1.00
 Polarized to PCB No
 Shrouded Fully
 Stackable No
 Surface Mount Compatible (SMC) No
 Temperature Range - Operating -40°C to +105°C



EU RoHS

ELV and RoHS Compliant
REACH SVHC Contains SVHC: No
Halogen-Free Status

China RoHS



Need more information on product environmental compliance?

Email productcompliance@molex.com
 For a multiple part number RoHS Certificate of Compliance, [click here](#)

Please visit the [Contact Us](#) section for any non-product compliance questions.

Search Parts in this Series

[53325Series](#)

Mates With

[52484](#) Wire-to-Board IDT Receptacle.,
[51090](#) Crimp Terminal

Termination Interface: Style

Through Hole

Electrical

Current - Maximum per Contact

2A

Voltage - Maximum

125V

Material Info

Reference - Drawing Numbers

Product Specification

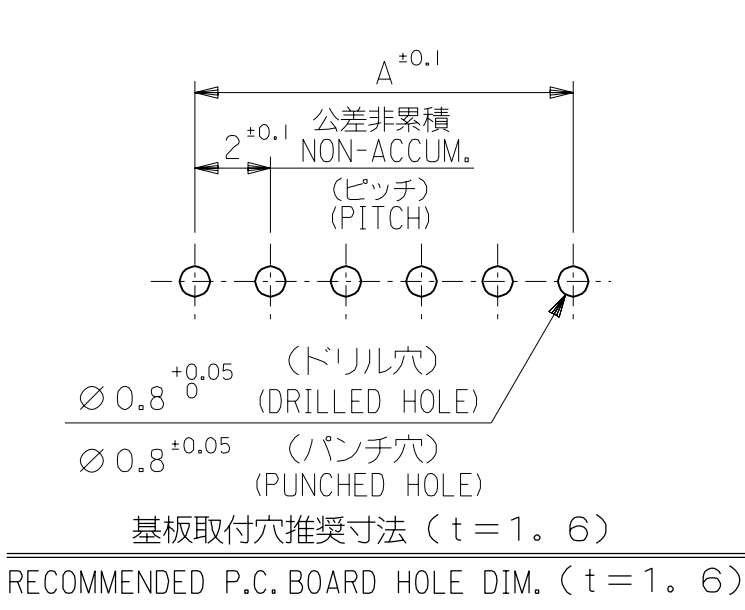
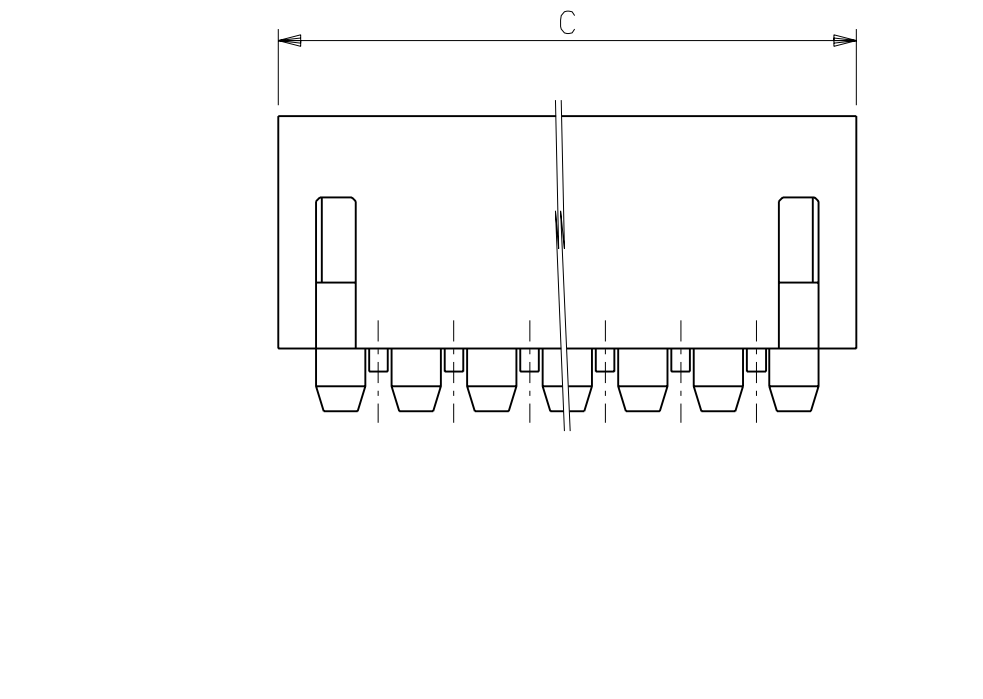
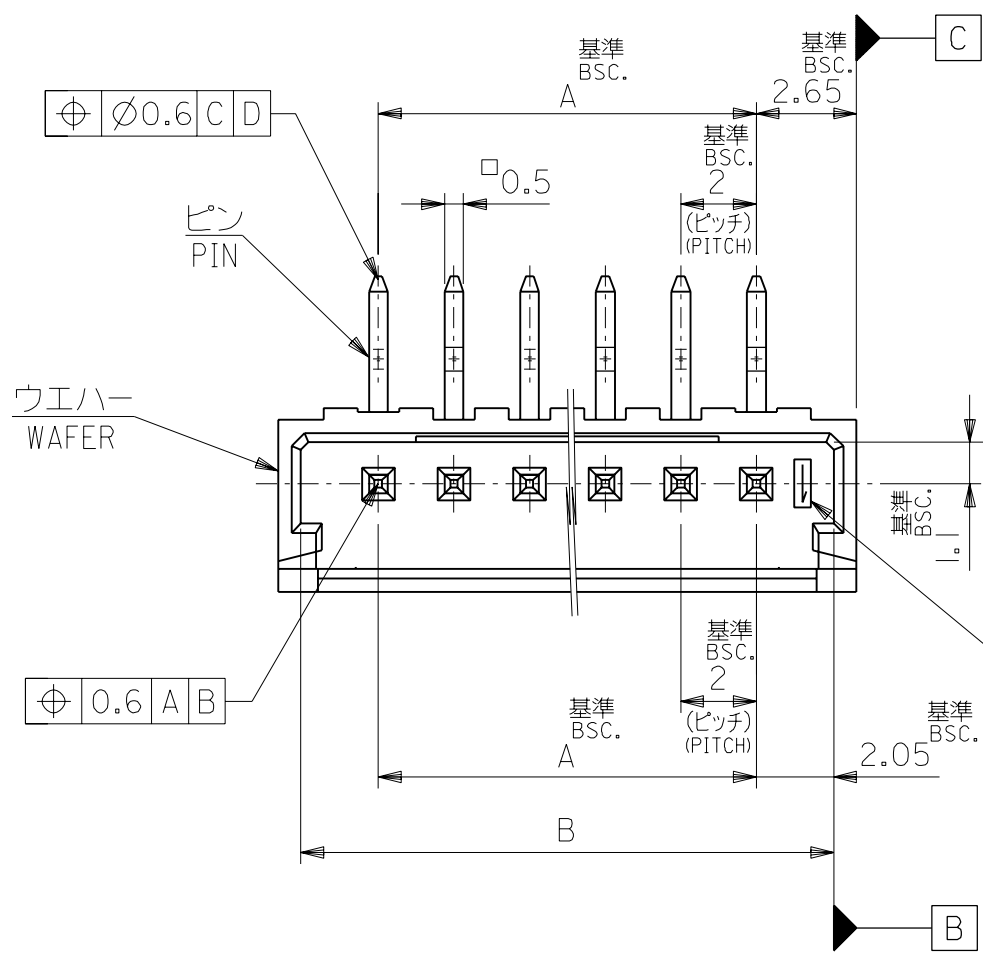
PS-51090-016, PS-52484-021, RPS-51090-001,
RPS-51090-002, RPS-51090-013, RPS-51090-015,
RPS-51090-017, RPS-51090-022, RPS-52484-019,
RPS-52484-022, RPS-52484-023, RPS-52484-025,
RPS-52484-026, RPS-53324-001
SD-53325-002

Sales Drawing

This document was generated on 04/16/2010

PLEASE CHECK WWW.MOLEX.COM FOR LATEST PART INFORMATION

DWG. NO. SD-53325-002



注記 NOTES

1. 嵌合相手: 51090-***00, 52484-***1*
MATES WITH
2. 材質
MATERIAL
ウエハー: PBT (ガラス15%入り)
UL94V-0
WAFER: PBT (G.F. 15%), UL94V-0
ピン: 黄銅、スズメッキ
PIN: BRASS, PRE-TINNED
3. キングは全ピンに交互に付加。2極はキング無し。
SET KINK ALTERNATELY TO ALL CIRCUITS.
CIRCUIT 2 HAS NO KINK.
4. 製品番号
MATERIAL NO.
53325-***6*
極数CIRCUIT SIZE | 色COLOR

ナチュラル (白) NATURAL (WHITE)	0
赤 RED	2
黄 YELLOW	3
青 BLUE	4

無鉛
LEAD FREE

15	33.3	32.1	28	53325-156*	53325-***6*
14	31.3	30.1	26	-146*	
13	29.3	28.1	24	-136*	
12	27.3	26.1	22	-126*	
11	25.3	24.1	20	-116*	
10	23.3	22.1	18	-106*	
9	21.3	20.1	16	-096*	
8	19.3	18.1	14	-086*	
7	17.3	16.1	12	-076*	
6	15.3	14.1	10	-066*	
5	13.3	12.1	8	-056*	
4	11.3	10.1	6	-046*	
3	9.3	8.1	4	-036*	
2	7.3	6.1	2	53325-026*	
極数	CKT.	C	B	A	
					MODEL NO.

DO NOT SCALE DRAWING

064 NO. DRWN: CHK: APPR:	063 NO. DRWN: CHK: APPR:	062 NO. DRWN: CHK: APPR:	061 NO. DRWN: CHK: APPR:	RELEASED 060 NO. J2003-1741 DRWN: S.SHIBATA '02/12/25 CH'K: T.KANEKO '02/12/25 APPR: YO.ITO '02/12/25	
REV	DESCRIPTION	MATERIAL 材料	FINISH 仕上げ	WIRE RANGE 適用電線範囲	INS. RANGE 被覆外径
A		注記参照 SEE NOTES	#	#	#

GENERAL TOLERANCES: (UNLESS SPECIFIED) 一般公差	SCALE 5-1	DESIGN UNITS <input checked="" type="checkbox"/> mm <input type="checkbox"/> INCH	PROJECTION <input type="checkbox"/> 1ST ANGLE <input checked="" type="checkbox"/> THIRD ANGLE	DIMENSIONS: <input type="checkbox"/> mm <input type="checkbox"/> INCH <input checked="" type="checkbox"/> mm ONLY	SHT	REV
10 UNDER 未満	±0.2	DRAWN BY & DATE S. Shibata '02/12/25	TITLE: 2.0 WIRE TO BOARD CONN. WAFER ASS'Y (R/A)			
10 OVER 以上 30 UNDER 未満	±0.25	CHECKED BY & DATE J. Miyazawa '02/12/25	MOLEX INCORPORATED			
30 OVER 以上	±0.3	APPROVED BY & DATE Y. Ota '02/12/25	MATERIAL NO. SEE CHART	DRAWING NO. SD-53325-002	SHEET NO. 1 OF 1	SIZE B
ANGLE 角度	±3°	CAD FILENAME SD-53325-002.DGN	THIS DRAWING CONTAINS INFORMATION THAT IS PROPRIETARY TO MOLEX INCORPORATED AND SHOULD NOT BE USED WITHOUT WRITTEN PERMISSION.			