

**PLEASE CHECK WWW.MOLEX.COM FOR LATEST PART INFORMATION**

**Part Number:** **0530150510**  
**Status:** **Active**  
**Description:** 2.00mm (.079") Pitch MicroBlade™ Wire-to-Board Header, Right Angle, 5 Circuits

**Documents:**

[3D Model](#) [Product Specification PS-51004-002 \(PDF\)](#)  
[Drawing \(PDF\)](#) [RoHS Certificate of Compliance \(PDF\)](#)

**Agency Certification**

CSA LR19980  
 UL E29179

**General**

Product Family PCB Headers  
 Series [53015](#)  
 Application Wire-to-Board  
 MolexKits Yes  
 Product Name MicroBlade™

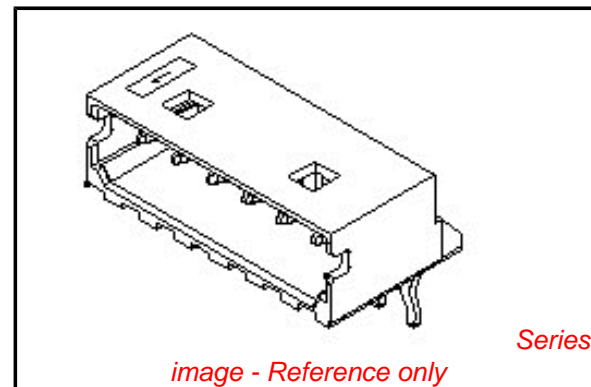
**Physical**

Breakaway No  
 Circuits (Loaded) 5  
 Durability (mating cycles max) 30  
 First Mate / Last Break No  
 Flammability 94V-0  
 Glow-Wire Compliant No  
 Guide to Mating Part No  
 Keying to Mating Part None  
 Lock to Mating Part Yes  
 Material - Metal Phosphor Bronze  
 Material - Plating Mating Tin  
 Material - Plating Termination Tin  
 Material - Resin Nylon  
 Number of Rows 1  
 Orientation Right Angle  
 PC Tail Length (in) 0.138 In  
 PC Tail Length (mm) 3.50 mm  
 PCB Locator No  
 PCB Retention Yes  
 PCB Thickness Recommended (in) 0.062 In  
 PCB Thickness Recommended (mm) 1.60 mm  
 Packaging Type Bag  
 Pitch - Mating Interface (in) 0.079 In  
 Pitch - Mating Interface (mm) 2.00 mm  
 Polarized to PCB No  
 Shrouded Fully  
 Stackable No  
 Surface Mount Compatible (SMC) No  
 Temperature Range - Operating -20°C to +85°C  
 Termination Interface: Style Through Hole

**Electrical**

Current - Maximum per Contact 2A  
 Voltage - Maximum 125V

**Material Info**



**EU RoHS**

**ELV and RoHS  
 Compliant**  
**REACH SVHC**  
 Not Reviewed  
**Halogen-Free  
 Status**

**China RoHS**



**Need more information on product  
 environmental compliance?**

Email [productcompliance@molex.com](mailto:productcompliance@molex.com)  
 For a multiple part number RoHS Certificate of  
 Compliance, [click here](#)

Please visit the [Contact Us](#) section for any  
 non-product compliance questions.

**Search Parts in this Series**

[53015Series](#)

**Mates With**

[51004](#) Crimp Housing. [50011](#) Crimp  
 Terminal

## Reference - Drawing Numbers

Packaging Specification  
Product Specification

SPK-53015-001  
PS-51004-002, RPS-51004-002, RPS-51004-003,  
RPS-51004-008, RPS-51004-010, RPS-51004-011,  
RPS-51004-014, RPS-51004-015, RPS-51004-016,  
RPS-51004-017, RPS-51004-018, RPS-51004-019,  
RPS-51004-020, RPS-51004-021, RPS-51004-022,  
RPS-51004-023, RPS-51004-024, RPS-51004-025,  
RPS-53014-001  
SD-53015-\*\*10

Sales Drawing

This document was generated on 06/07/2010

**PLEASE CHECK [WWW.MOLEX.COM](http://WWW.MOLEX.COM) FOR LATEST PART INFORMATION**

E

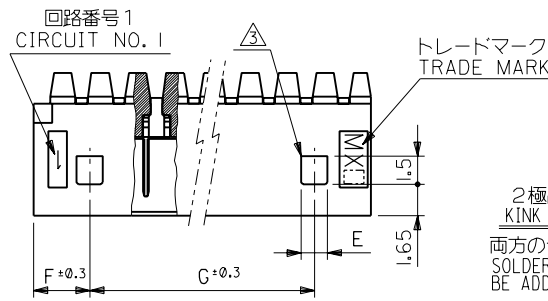
D

C

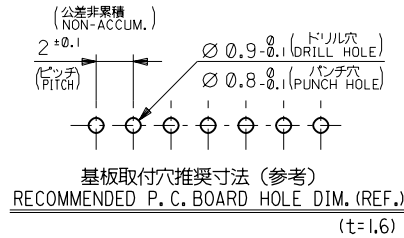
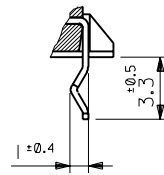
B

A

MM DIMENSIONS IN METRIC DO NOT SCALE DRAWING

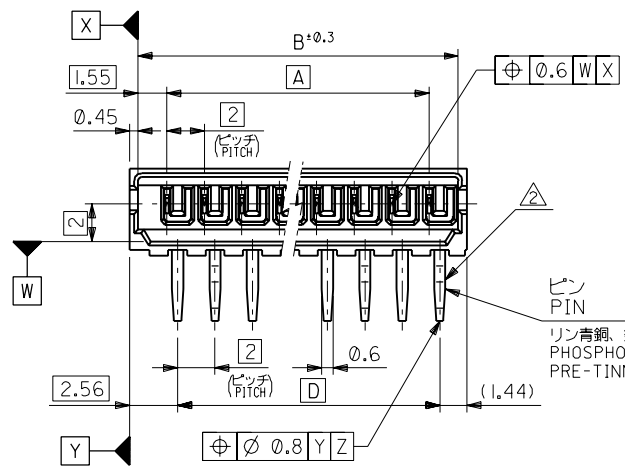


2極品のキンク形態図  
KINK FORM FOR 2 CKTS.  
両方のテールにキンクを施す。  
SOLDER TAIL KINK SHOULD  
BE ADDED ON BOTH TAILS.

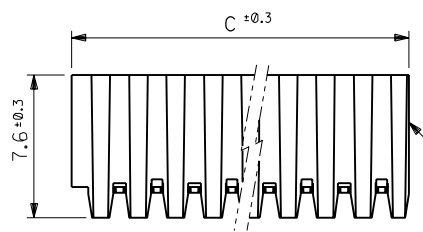
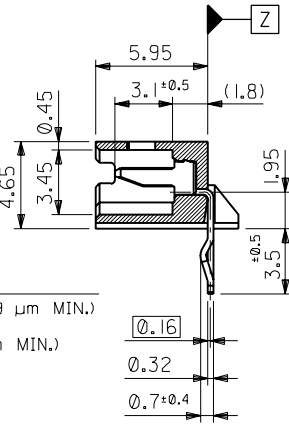


注記 NOTES

1. 嵌合相手 : 510Q4 シリーズ  
MATES WITH : 510Q4 SERIES
2. 3極以上のキンクは、1極おきに2カ所以上に施すこと。  
KINK TO BE ADDED ON THE ODD NUMBER  
SOLDER TAILS.(FROM THE TRADE MARK SIDE)
3. ロック穴は、2極と3極は1カ所、4極以上は2カ所とする。  
LOCKING HOLE : ONE PLACE FOR 2 AND 3 CKTS.  
TWO PLACES FOR 4 AND MORE THAN 4 CKTS.



ピン  
PIN  
リン青銅、錫メッキ (0.9 μm MIN.)  
PHOSPHOR BRONZE  
PRE-TINNED(0.9 μm MIN.)



ガラス織入りナイロン66 (カラー: オフホワイト)  
GLASS FILLED NYLON66 (COLOR: OFF-WHITE)  
UL 94V-0

26	3	1.4	28	32	31.1	28	53015-1510	15
24	↑	↑	26	30	29.1	26	↑ -1410	14
22			24	28	27.1	24	-1310	13
20			22	26	25.1	22	-1210	12
18			20	24	23.1	20	-1110	11
16			18	22	21.1	18	-1010	10
14			16	20	19.1	16	-0910	9
12			14	18	17.1	14	-0810	8
10			12	16	15.1	12	-0710	7
8			10	14	13.1	10	-0610	6
6	↓	↓	8	12	11.1	8	-0510	5
4	3	1.4	6	10	9.1	6	-0410	4
—	4	3.4	4	8	7.1	4	↓ -0310	3
—	3	1.4	2	6	5.1	2	53015-0210	2
G	F	E	D	C	B	A	ENG. NO.	極数 NO. OF CKTS.

材料 MATERIAL		図中参照 SEE DWG.		molex MOLEX-JAPAN CO.,LTD. 日本モレックス株式会社	
仕上げ FINISH		—H—		REVISE ONLY ON CAD SYSTEM	
適用電線範囲 WIRE RANGE		—H—		TITLE 名称 2.0 LOW PROFILE WAFER ASS'Y R/A	
被覆外径 INS. RANGE		—H—		DWG. NO. SD-53015-***10	
DRAWN BY '93/3/31 H.HIRAMOTO		CHK'D BY '93/3/31 H.HIRAMOTO		REV E	
APP'D BY '93/3/31 M.FUKUSHIMA		尺度 SCALE 4 - 1			
角度 ANGLE ±3°		再作図及び変更 REDRAWN & REVISED (LS0279)		DR. DATE '93/3/31	
30以上 OVER ±0.3		変更内容 REVISION RECORD		日付 DATE	
10以上 30未満 OVER ±0.25		記号 LTR		DR. CHK.	
10未満 UNDER ±0.2		一般公差 GENERAL TOLERANCES			