

Open Carrier Double-Balanced Mixer For Microwave Telecommunications

Rev. V2

Features

- LO 10.0 TO 15.0 GHz
- RF 10.0 TO 15.0 GHz
- IF DC TO 2.0 GHz
- LO DRIVE +10 dBm (NOMINAL)
- MICROSTRIP INTERFACE

Description

The MC2710 is a double balanced mixer, designed for use in military, commercial and test equipment applications. The design utilizes Schottky ring quad diodes and broadband soft dielectric and ferrite baluns to attain excellent performance. This mixer can also be used as a phase detector and/or bi-phase modulator since the IF port is DC coupled to the diodes. The use of high temperature solder and welded assembly processes used internally makes it ideal for use in manual, semi-automated assembly. Environmental screening available to MIL-STD-883, MIL-STD-202, or MIL-DTL-28837, consult factory.

Product Image



Ordering Information

Part Number	Package
MC2710	Open Carrier
MC2710-2	Open Carrier

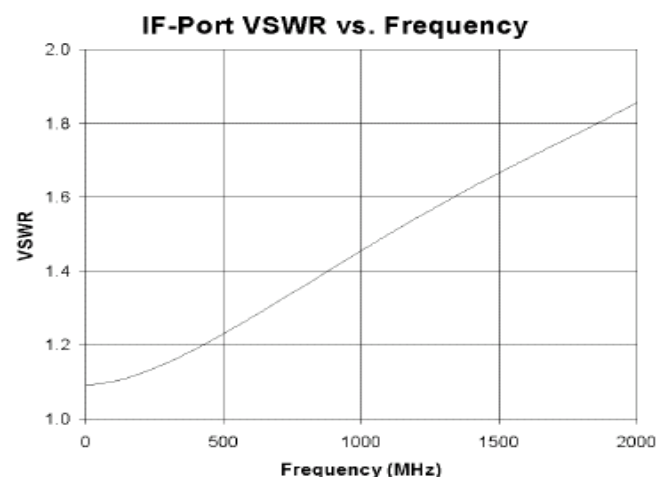
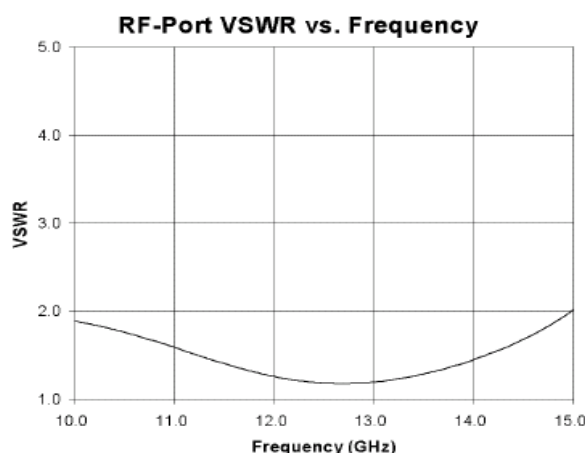
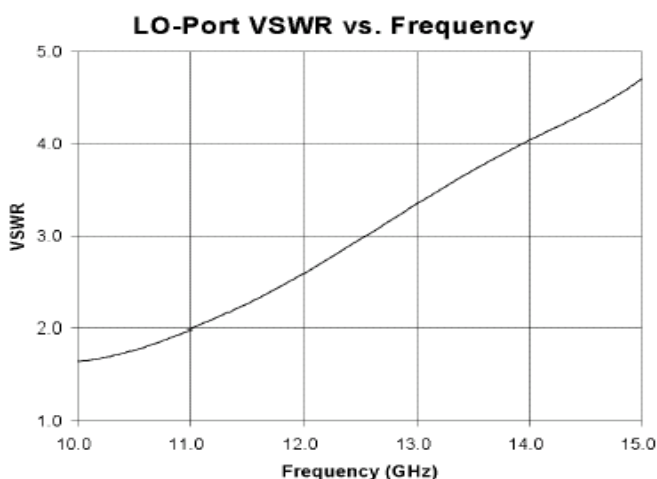
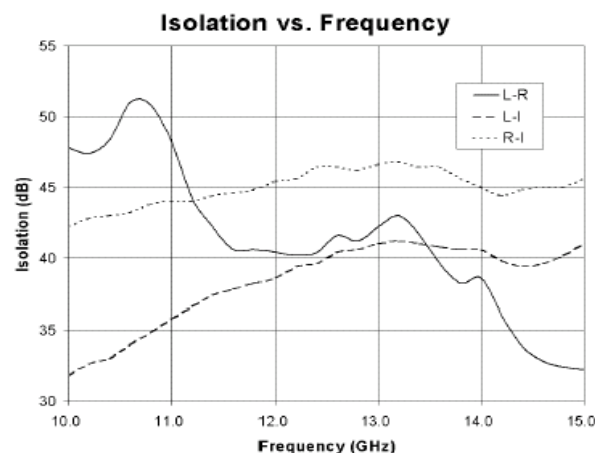
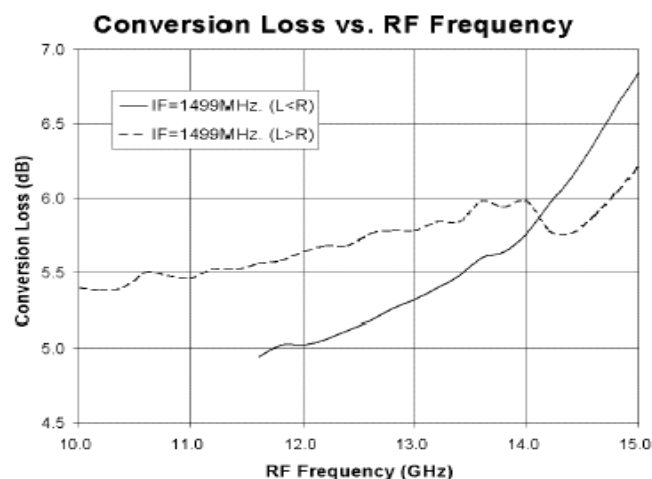
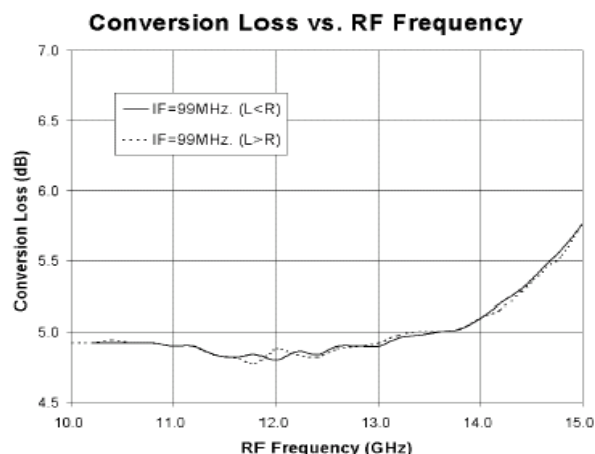
Electrical Specifications: $Z_0 = 50\Omega$ $Lo = +10$ dBm (Downconverter application only)

Parameter	Test Conditions	Units	Typical	Guaranteed	
				+25°C	-54° to +85°C
SSB Conversion Loss (max) & SSB Noise Figure (max)	fR = 10 to 15 GHz, fL = 10 to 15 GHz, fI = 0.01 to 1 GHz fR = 10 to 15 GHz, fL = 10 to 15 GHz, fI = 0.01 to 2 GHz	dB dB	5.6	7.0	7.5
			6.0	8.5	9.0
Isolation, L to R (min)	fL = 10 to 15 GHz	dB	40	30	28
Isolation, L to I (min)	fL = 10 to 15 GHz	dB	35	22	20
Isolation, R to I (min)	fL = 10 to 15 GHz	dB	45		
1 dB Conversion Comp.	fL = +10 dBm	dBm	+3		
Input IP3	fR1 = 11.5 GHz at -10 dBm, fR2 = 11.51 GHz at -10 dBm, fL = 12.5 GHz at +10 dBm	dBm	+14		

Open Carrier Double-Balanced Mixer For Microwave Telecommunications

Rev. V2

Typical Performance Curves



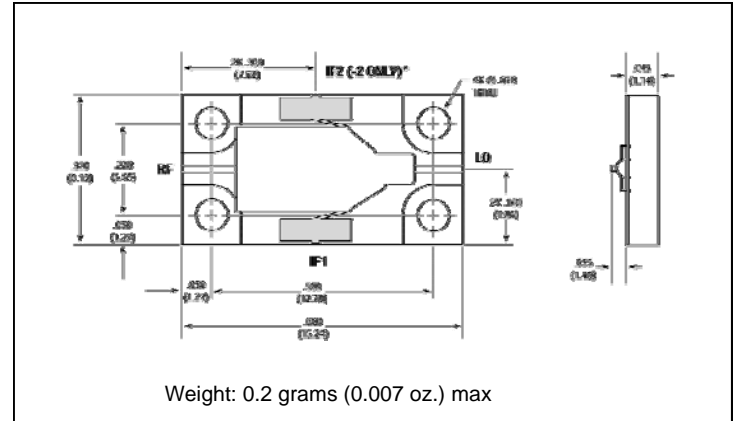
Open Carrier Double-Balanced Mixer For Microwave Telecommunications

Rev. V2

Absolute Maximum Ratings

Parameter	Absolute Maximum
Operating Temperature	-54°C to +85°C
Storage Temperature	-65°C to +100°C
Peak Input Power	+23 dBm max @ +25°C +20 dBm max @ +85°C
Peak Input Current	50 mA DC

Outline Drawing: Open Carrier* MC2710 *



*For the base model, only the IF1 port is connected.
For the “-2” model, only the IF2 port is connected.

* Dimensions are inches (millimeters) ± 0.015 (0.38) unless otherwise specified.