



Features


- ◇ For IF SAW filter
- ◇ Single-ended operation
- ◇ Ceramic Surface Mount Package
- ◇ Small size
- ◇ RoHS compliant (2002/95/EC), Pb-free

Specifications

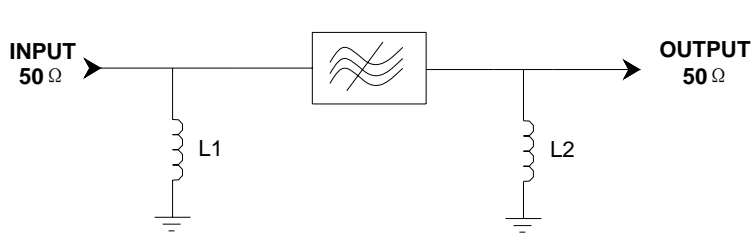
Parameter	Unit	Minimum	Typical	Maximum
Center Frequency	MHz	139.75	140	140.25
Insertion Loss	dB	-	6	8.5
Return Loss	dB	-	-10	-
1 dB Bandwidth	MHz	7.5	8.03	-
3 dB Bandwidth	MHz	8.5	9.04	-
40 dB Bandwidth	MHz	-	12.43	13
Passband Variation($f_0 \pm 2.6\text{MHz}$)	dB	-	0.5	1
Group Delay Variation($f_0 \pm 2.6\text{MHz}$)	nsec	-	65	150
Absolute Delay	usec	-	0.85	-
Ultimate Rejection	dB	40	45	-
Material Temperature coefficient	KHz/°C	-13.16		
Substrate Material	-	YZ LN		
Ambient Temperature	°C	25		
Operating Temperature Range	°C	-40	-	+85
Storage Temperature Range	°C	-45	-	+105
DC Voltage	V	0		
Input Power	dBm	-	-	10
ESD Class	-	1A		
Package Size	SMD13.3*6.5			

Notes:

1. All specifications are based on the test circuit shown;
2. In production, all specifications are measured by Agilent Network analyzer and full 2 port calibration at room temperature;
3. Electrical margin has been built into the design to account for the variations due to temperature drift and manufacturing tolerances;
4. This is the optimum impedance in order to achieve the performance show.

	SIPAT Co., Ltd. (CETC No.26 Research Institute) #14 Nanping Huayuan Road, Chongqing, China, 400060	Part Number	LB140DS47	
		Rev. Date	2009-05-15	
		Ver.	2.0	Page

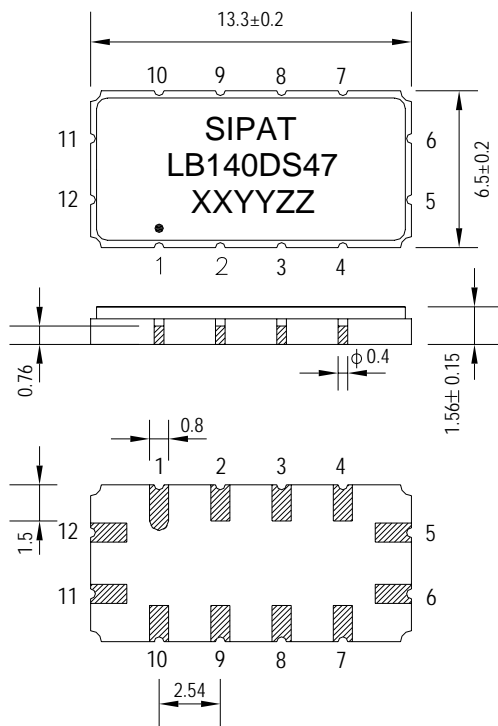
Matching Configuration



L1=47nH L2=39nH
Source/Load Impedance=50 ohm

Notes - Component values may change depending on board layout.

Package Dimension



Pad Configuration:

Input: 11
Output: 5
Ground: All Others

Marking Configuration:

- 1) •: Pad Number 1 Index
- 2) SIPAT: Manufacturer Name
- 3) LB140DS47: Part Number
- 4) XXYY: Date(Year/month)
- 5) ZZ: Identified Code

Package: SMD13.3*6.5

Unit: mm



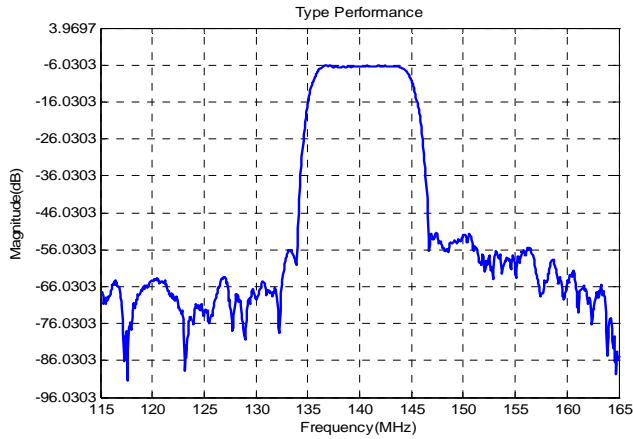
SIPAT Co., Ltd.
(CETC No.26 Research Institute)
#14 Nanping Huayuan Road,
Chongqing, China, 400060

Part Number	LB140DS47	
Rev. Date	2009-05-15	
Ver.	2.0	Page 2/3



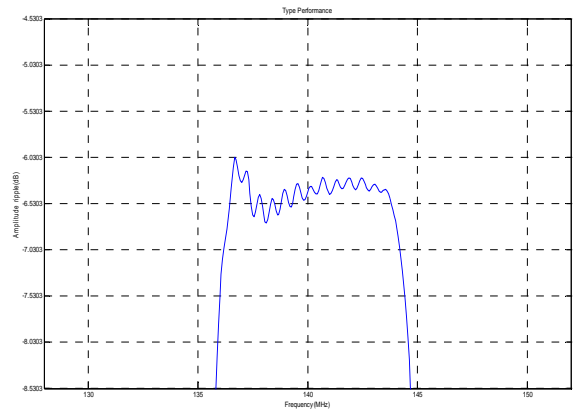
Typical Performance

Frequency Respond



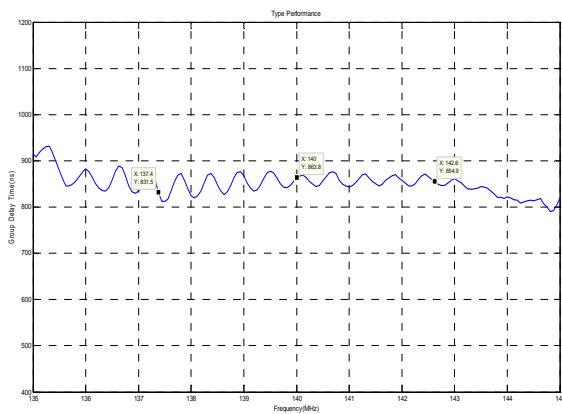
Horizontal: 5MHz/Div Vertical: 10dB/Div

Passband Respond



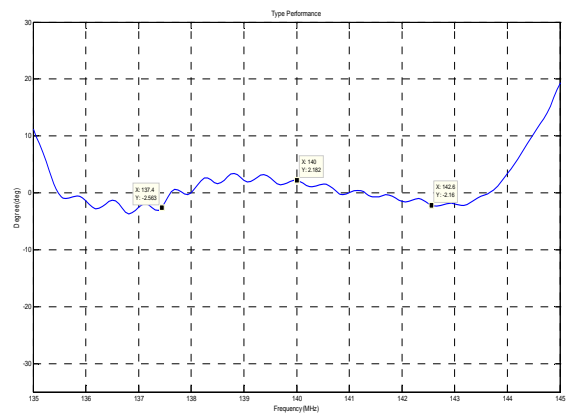
Horizontal: 5MHz/Div Vertical: 0.5dB/Div

Group Delay Variation(f0±2.6MHz)



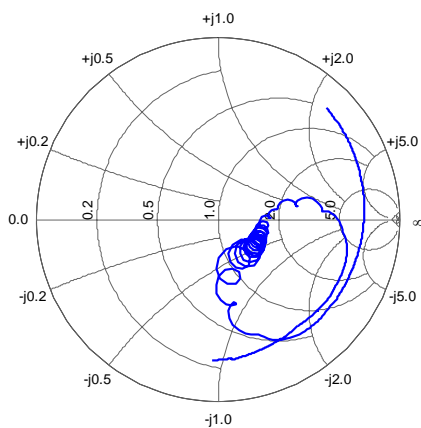
Horizontal: 1MHz/Div Vertical: 100ns/Div

Phase Linearity(f0±2.6MHz)

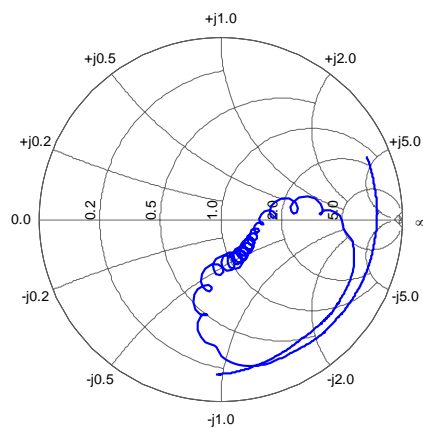


Horizontal: 1MHz/Div Vertical: 10deg/Div

Smith Chart S11



Smith Chart S22



SIPAT Co., Ltd.
(CETC No.26 Research Institute)
#14 Nanping Huayuan Road,
Chongqing, China, 400060

Part Number	LB140DS47	
Rev. Date	2009-05-15	
Ver.	2.0	Page 3/3