

**PLEASE CHECK WWW.MOLEX.COM FOR LATEST PART INFORMATION**

**Part Number:** [0758360505](#)  
**Status:** **Active**  
**Overview:** [gbx\\_backplane\\_connector\\_system](#)  
**Description:** 1.85mm by 1.85mm (.073 by .073") Pitch 3-Pair GbX® Backplane Connector System, Open Header, 30 Circuits, Lead Free, Pin Length 5.55mm (.219")

**Documents:**

[Drawing \(PDF\)](#) [RoHS Certificate of Compliance \(PDF\)](#)  
[Product Specification PS-75221-999 \(PDF\)](#)

**Agency Certification**

UL E29179

**General**

Product Family Backplane Connectors  
 Series [75836](#)  
 Application Backplane  
 Application Tooling Documents [http://www.molex.com/pdm\\_docs/ats/TM-622022099.pdf](http://www.molex.com/pdm_docs/ats/TM-622022099.pdf)>Tooling Manual</a>  
 Comments Open Header  
 Component Type PCB Header  
 Overview [gbx\\_backplane\\_connector\\_system](#)  
 Product Name GbX®  
 Style N/A

**Physical**

Circuits (Loaded) 30  
 Circuits (maximum) 0  
 Color - Resin Black  
 Durability (mating cycles max) 200  
 First Mate / Last Break No  
 Flammability 94V-0  
 Guide to Mating Part No  
 Keying to Mating Part None  
 Material - Metal High Performance Alloy (HPA)  
 Material - Plating Mating Gold  
 Material - Plating Termination Tin  
 Material - Resin High Temperature Thermoplastic  
 Number of Columns 5  
 Number of Pairs 3  
 Number of Rows 6  
 Orientation Vertical  
 PC Tail Length (in) 0.087 In  
 PC Tail Length (mm) 2.20 mm  
 PCB Locator No  
 PCB Retention Yes  
 PCB Thickness Recommended (in) 0.063 In  
 PCB Thickness Recommended (mm) 1.60 mm  
 Packaging Type Tube  
 Pitch - Mating Interface (in) 0.073 In  
 Pitch - Mating Interface (mm) 1.85 mm  
 Pitch - Term. Interface (in) 0.073 In  
 Pitch - Term. Interface (mm) 1.85 mm  
 Plating min: Mating (µin) 30  
 Plating min: Mating (µm) 0.76  
 Plating min: Termination (µin) 30

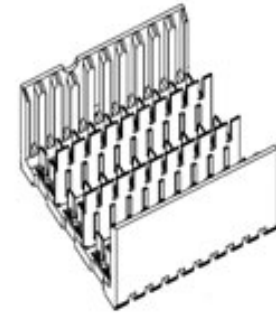


image - Reference only

Series

**EU RoHS**

**ELV and RoHS Compliant**  
**REACH SVHC**  
 Not Reviewed  
**Halogen-Free Status**

**China RoHS**



**Not Reviewed**

**Need more information on product environmental compliance?**

Email [productcompliance@molex.com](mailto:productcompliance@molex.com)  
 For a multiple part number RoHS Certificate of Compliance, [click here](#)

Please visit the [Contact Us](#) section for any non-product compliance questions.

**Search Parts in this Series**

[75836Series](#)

**Application Tooling | [FAQ](#)**

*Tooling specifications and manuals are found by selecting the products below. Crimp Height Specifications are then contained in the Application Tooling Specification document.*

**Global**

Description	Product #
GbX® 3 Pair by 5	<a href="#">0622022500</a>
Differential Insertion Tool	

Plating min: Termination (µm)	0.76
Polarized to PCB	No
Stackable	No
Surface Mount Compatible (SMC)	Yes
Temperature Range - Operating	105°C
Termination Interface: Style	Through Hole - Compliant Pin

### **Electrical**

Current - Maximum per Contact	1A
Data Rate	8.0 Gbps
Real Signals (per 25mm)	82
Shield Type	Ground Plane Shield
Shielded	Yes
Voltage - Maximum	120V AC (RMS)/DC

### **Material Info**

#### **Reference - Drawing Numbers**

Packaging Specification	PK-70873-576
Product Specification	PS-75221-999
Sales Drawing	SD-75836-010

GbX is a registered trademark of Amphenol Corporation.

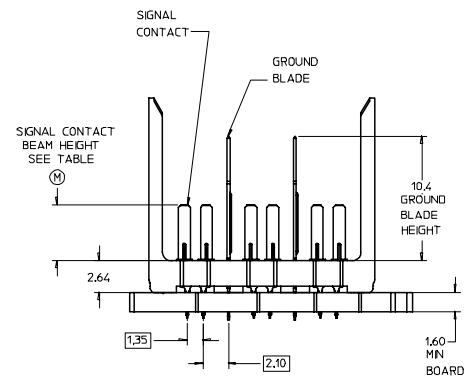
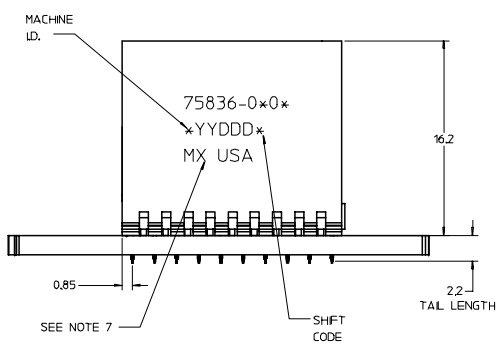
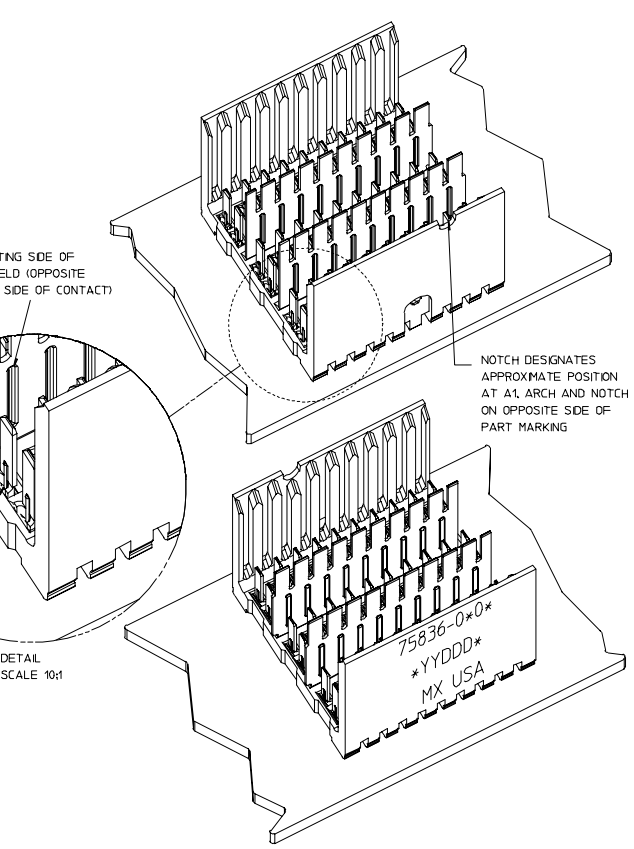
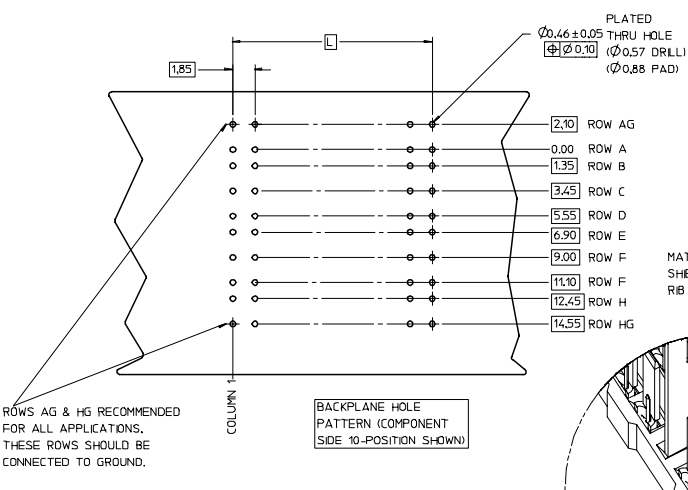
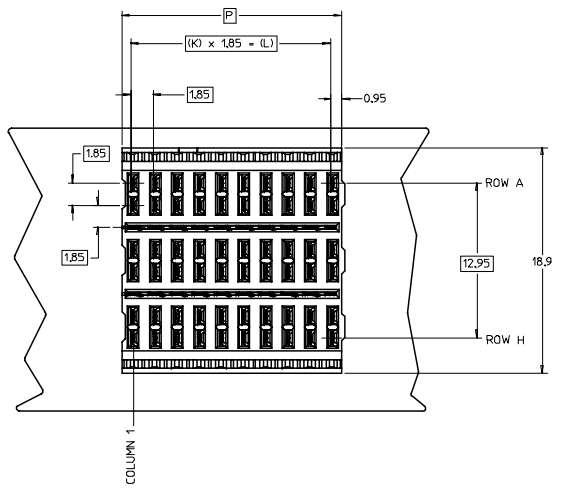
This document was generated on 05/14/2010

**PLEASE CHECK [WWW.MOLEX.COM](http://WWW.MOLEX.COM) FOR LATEST PART INFORMATION**

20 | 19 | 18 | 17 | 16 | 15 | 14 | 13 | 12 | 11 | 75836 | 9 | 8 | 7 | 6 | 5 | 4 | 3 | 2 | 1

L  
K  
J  
I  
H  
G  
F  
E  
D  
C  
B  
A

L  
K  
J  
I  
H  
G  
F  
E  
D  
C  
B  
A



LEAD-FREE  
PLATING ON  
SIGNALS & GROUNDS.

- NOTES:
- MATERIAL: HOUSING - LIQUID CRYSTAL POLYMER (LCP) GLASS-FILLED, UL 94V-0, COLOR - GRAY. SIGNAL CONTACT AND GROUND BLADE - HIGH PERFORMANCE COPPER ALLOY.
  - FINISHES: SELECTIVE GOLD (Au) ON CONTACT AREA. SELECTIVE MATTE TIN (Sn) ON PCB TAILS. NICKEL (Ni) OVERALL.
  - THIS PART CONFORMS TO MOLEX PRODUCT SPECIFICATION PS-75221-999.
  - FOR MIXED CONTACT MATING LENGTHS CONSULT MOLEX FOR AVAILABILITY. CONTACT PAIRS MUST BE THE SAME LENGTH.
  - FOR SPECIFIC PART NUMBER AND MATING INFORMATION PLEASE REFER TO CHART.
  - PACKAGE PER PK-70873-576.
  - EITHER MARK PART NUMBER AND DATE CODE APPROXIMATELY WHERE SHOWN OR PLACE A LABEL ON THE TUBE.

75836-xx0\*

COLUMN: 01 - 10 COL, 02 - 25 COL, 05 - 5 COL

KEYING: ORIENTATION, OPEN - 0 (NONE)

PN LENGTH: DM "M", 3=3.55 mm, 4=4.55 mm, 5=5.55 mm

PART NUMBER TABLE				
ASSY PART NO.	K	L	P	TOTAL NO. OF DIFFERENTIAL PAIRS
75836-010*	9	16.65	18.35	30
75836-020*	24	44.40	46.10	75
75836-050*	4	7.40	9.10	15

REVISED EC NO: UCP 2006-2458 DRWN: JBINGHAM 2006/04/20 CHKD: 2006/04/20 APPR: CBAXLER 2006/04/20	QUALITY SYMBOLS 0 0	GENERAL TOLERANCES (UNLESS SPECIFIED) 4 PLACES ±--- ±--- 3 PLACES ±--- ±--- 2 PLACES ±--- ±--- 1 PLACE ±--- ±--- ANGULAR ±---°	SCALE 5:1	DESIGN UNITS METRIC	THIRD ANGLE PROJECTION	REVISE ON CAD ONLY
			DIMENSION STYLE MM ONLY	TITLE GBX 3-PAIR OPEN END BACKPLANE ASSEMBLY LEAD-FREE SALES DRAWING	MATERIAL NO. SEE CHART	DOCUMENT NO. SD-75836-010
DRAFT WHERE APPLICABLE MUST REMAIN WITHIN DIMENSIONS		APPROVED BY JBINGHAM 2006/01/17	THIS DRAWING CONTAINS INFORMATION THAT IS PROPRIETARY TO MOLEX INCORPORATED AND SHOULD NOT BE USED WITHOUT WRITTEN PERMISSION			

19 | 18 | 17 | 16 | 15 | 14 | 13 | 12 | 11 | 10 | 9 | 8 | 7 | 6 | 5 | 4 | 3 | 2 | 1