

PLEASE CHECK WWW.MOLEX.COM FOR LATEST PART INFORMATION

Part Number: [0015473101](#)
Status: **Active**
Description: 1.27mm (.050") Pitch MX-50™ Slimline Ribbon Cable Connector, Feed-Through Version Preloaded Upper Housing, 10 Circuits

Documents:

[3D Model](#) [RoHS Certificate of Compliance \(PDF\)](#)
[Drawing \(PDF\)](#)

Agency Certification

CSA LR19980
 UL E29179

General

Product Family Ribbon Cable / Wire Trap Connectors
 Series [70121](#)
 Comments Feed-Through
 Component Type Housing
 Glow-Wire Compliant No
 Product Name MX-50™

Physical

Circuits (Loaded) 10
 Entry Angle 90° Angle
 Flammability 94V-0
 Lock to Mating Part Yes
 Number of Rows 2
 PCB Retention None
 Packaging Type Tube
 Pitch - Mating Interface (in) 0.100 In
 Pitch - Mating Interface (mm) 2.54 mm
 Polarized to Mating Part Yes
 Stackable No
 Surface Mount Compatible (SMC) N/A
 Temperature Range - Operating -40°C to +105°C
 Wire Insulation Diameter 1.14mm (.045") max.
 Wire Size AWG 26, 28
 Wire/Cable Type Ribbon Cable

Electrical

Current - Maximum per Contact 1A
 Voltage - Maximum 125V

Material Info

Old Part Number 70121-4001

EU RoHS
ELV and RoHS
Compliant
REACH SVHC
Not Reviewed
Halogen-Free
Status
Not Reviewed

China RoHS



Need more information on product environmental compliance?

Email productcompliance@molex.com
 For a multiple part number RoHS Certificate of Compliance, [click here](#)

Please visit the [Contact Us](#) section for any non-product compliance questions.

Search Parts in this Series

[70121Series](#)

Mates With

[8624](#) , [70203](#)

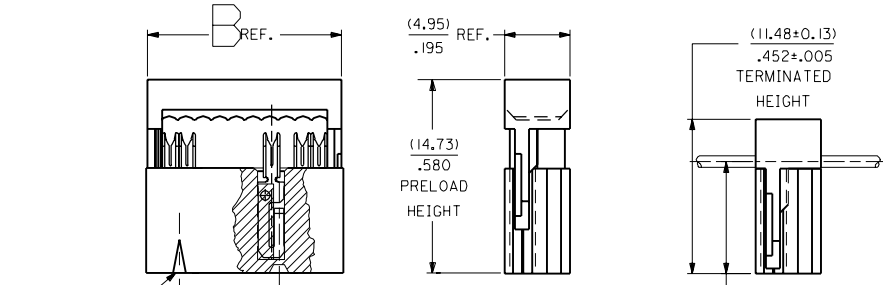
Use With

[6800](#) Tinned Molex cable (28 AWG), [40158](#)
 Topcoat Molex Cable (28 AWG), [8863](#)
 Tinned Molex Cable (26 AWG)

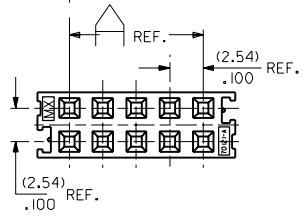
DIMENSIONS

	B	A	CKT. SIZE
	(9.91)	(5.08)	6
	.390	.200	
	(12.45)	(7.62)	8
	.490	.300	
	(14.99)	(10.16)	10
	.590	.400	
	(17.53)	(12.70)	12
	.690	.500	
	(20.07)	(15.24)	14
	.790	.600	
	(22.61)	(17.78)	16
	.890	.700	
	(25.15)	(20.32)	18
	.990	.800	
	(27.69)	(22.86)	20
	1.090	.900	
	(30.23)	(25.40)	22
	1.190	1.000	
	(32.77)	(27.94)	24
	1.290	1.100	
	(35.31)	(30.48)	26
	1.390	1.200	
	(40.39)	(35.56)	30
	1.590	1.400	
	(45.47)	(40.64)	34
	1.790	1.600	
	(48.01)	(43.18)	36
	1.890	1.700	
	(53.09)	(48.26)	40
	2.090	1.900	
	(65.79)	(60.96)	50
	2.590	2.400	
	(78.49)	(73.66)	60
	3.090	2.900	
	(83.57)	(78.74)	64
	3.290	3.100	

G	REMOVED TAPE PACK PER UDT2000-0214 J.LONG 99/08/25
F2	ADD 22 CKT EDP'S PER ECR # U80906 ELO 97/09/25
F1	ADDED 22 CKT EDP PER ECR # U80278 MCGRATH 97/07/09
F	CHANGED MATERIAL PER ECR # U51214 95/06/06 CAC
E1	ADDED EDP NOS. PER U31793 93/12/09 RB
E	REVISED PER U30209 93/05/06 RB
D9	CHG 12 CKT EDP PER U30679 93/05/05 RB
D8	ADDED 18 CKT EDP PER U20535 92/04/03 RB
D7	ADDED 18 CKT. PER U20361 92/03/06 RB
D6	ADDED 12 CIRCUIT PER U10987 91/05/23 RB
D5	ADDED EDP NO. PER ERO #29672 90/03/15 RB
D4	ADDED EDP NO. PER ERO # 29170 11-10-89 BRINKMAN
D3	ADDED EDP NO. PER ECR # 28471 5-31-89 BRINKMAN
D2	ADDED 22 CKT PER ERO # 27508 11-15-88 BRINKMAN
D1	ADDED EDP NO. PER ERO # 26522 5/11/88 BRINKMAN
D	REVISED PER ECR # U81169 4/20/88 BRINKMAN
C	ADDED PKG. NOTE PER ECR # U80067 01/25/88 DB/JL
B	REVISED PER ECR # 10643 11/19/87 BRINKMAN
A1	REDRAWN ON CAD ERO #22205 4/24/86 W.J.F./RB

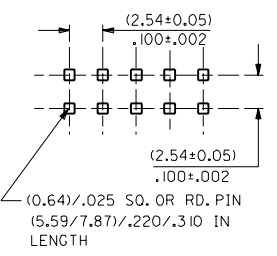


CIRCUIT #1 IDENTIFIER



NOTES

- 10 CKT. SIZE SHOWN FOR ILLUSTRATION PURPOSES.
- FOR USE WITH AWG #26 AND #28 STRANDED WIRE (1.14)/.045 MAX. DIAMETER INSULATION RIBBON CABLE WITH (1.27)/.050 ϵ .
- MATERIALS:
HOUSING, UPPER AND LOWER ARE POLYESTER G.F., 94V-0. COLOR-BLACK
TERMINAL-(0.25)/.010 THICK BERYLLIUM COPPER ALLOY 165, 1/4H.M.
PLATING: SEE SHEET 2
- PRODUCT SPECIFICATION 70121-**** APPLIES.



RECOMMENDED P.C.B. PIN-OUT

2	G	
1	G	A1
MFG. SH.	REV.	LTR.

UNLESS OTHERWISE SPECIFIED TOLERANCES: ANGULAR $\pm 1/2^\circ$

	INCH	METRIC
3 PLACE	$\pm .010$	---
2 PLACE	$\pm .014$	± 0.25
1 PLACE	---	± 0.35

DRAFT WHERE APPLICABLE MUST REMAIN WITHIN DIMENSIONS

THIS DRAWING CONTAINS INFORMATION THAT IS PROPRIETARY TO MOLEX INC. AND SHOULD NOT BE USED WITHOUT WRITTEN PERMISSION.

MOLEX INCORPORATED
LITTLE ROCK, AR 72114 U.S.A.
60532

SALES ASSEMBLY IDT RIBBON CABLE CONNECTOR STACKABLE IN X-Y PLANES (CABLE FEED THROUGH)

SEE CHART

SDA-70121-4***

DATE: 8/1/86

FILE NAME: S101214X1.DWG

SCALE: 4:1

SIZE: TC

	13	12	11	10	9	8	7	6	70121	4	3	2	1				
J	STANDARD PACKAGING IN TUBES FOR TUBE FED TERMINATION EQUIP. PER PK-70873-0056 (85-22-0056)								A-70121-4076/4100		A-70121-4101/4125				J		
	CKT. SIZE	SEE PLATING NOTE (571)		SEE PLATING NOTE (574)		SEE PLATING NOTE (164)		SEE PLATING NOTE ()		SEE PLATING NOTE ()							
		EDP NO.	ENG. NO.	EDP NO.	ENG. NO.	EDP NO.	ENG. NO.	EDP NO.	ENG. NO.	EDP NO.	ENG. NO.	EDP NO.	ENG. NO.				
	6	15-47-3061	A-70121-4040	15-47-3062	A-70121-4051	15-47-3065	A-70121-4061										
	8	15-47-3081	A-70121-4041	15-47-3082	A-70121-4052	15-47-3085	A-70121-4062										
I	10	15-47-3101	A-70121-4001	15-47-3102	A-70121-4014	15-47-3105	A-70121-4027										
	12	15-47-3120	A-70121-4043	15-47-3122	A-70121-4054	15-47-3125	A-70121-4065										
	14	15-47-3141	A-70121-4002	15-47-3142	A-70121-4015	15-47-3145	A-70121-4028										
	16	15-47-3161	A-70121-4003	15-47-3162	A-70121-4016	15-47-3165	A-70121-4029										
	18	15-47-3181	A-70121-4044	15-47-3182	A-70121-4055	15-47-3185	A-70121-4066										
	20	15-47-3201	A-70121-4004	15-47-3202	A-70121-4017	15-47-3205	A-70121-4030										
	22	15-47-3221	A-70121-4042	15-47-3222	A-70121-4053	15-47-3225	A-70121-4064										
H	24	15-47-3241	A-70121-4005	15-47-3242	A-70121-4018	15-47-3245	A-70121-4031										
	26	15-47-3261	A-70121-4006	15-47-3262	A-70121-4019	15-47-3265	A-70121-4032										
	30	15-47-3301	A-70121-4007	15-47-3302	A-70121-4020	15-47-3305	A-70121-4033										
	34	15-47-3341	A-70121-4008	15-47-3342	A-70121-4021	15-47-3345	A-70121-4034										
	36	15-47-3361	A-70121-4009	15-47-3362	A-70121-4022	15-47-3365	A-70121-4035										
	40	15-47-3401	A-70121-4010	15-47-3402	A-70121-4023	15-47-3405	A-70121-4036										
G	50	15-47-3501	A-70121-4011	15-47-3502	A-70121-4024	15-47-3505	A-70121-4037										
	60	15-47-3601	A-70121-4012	15-47-3602	A-70121-4025	15-47-3605	A-70121-4038										
	64	15-47-3641	A-70121-4013	15-47-3642	A-70121-4026	15-47-3645	A-70121-4039										
F	<p>PLATING CODES</p> <p>574 - .000030 MIN. GOLD PLATE IN SELECTED AREA AN .000075 MIN. TIN/LEAD IN SELECTED AREA OVER NICKEL OVERALL</p> <p>571 - .000015 MIN. GOLD PLATE IN SELECTED AREA AN .000075 MIN. TIN/LEAD IN SELECTED AREA OVER NICKEL OVERALL</p> <p>164 - .000150 MIN. TIN/LEAD OVER NICKEL OVERALL.</p>													F			
E														G	SEE SHEET I	70121	E
														F2	SEE SHEET I		F
														F1	SEE SHEET I		D
D														E1	SEE SHEET I		
														E	SEE SHEET I		
														D9	SEE SHEET I		
														D8	SEE SHEET I		
C														D7	SEE SHEET I		C
														D6	SEE SHEET I		
B	D5	SEE SHEET I															
A	D4	SEE SHEET I	B														

DIMENSIONS SHOWN (METRIC) INCH		UNLESS OTHERWISE SPECIFIED TOLERANCES ANGLES ARE 1/2°		▽ = 0		= 0		REVISE ONLY ON CAD SYSTEM	
INCH		METRIC		TITLE		SALES ASSEMBLY IDT RIBBON CABLE CONNECTOR STACKABLE IN X-Y PLANES (CABLE FEED THROUGH)		MFG. SH. REV. LTR. REVISIONS	
3 PLACE	± .010	---		MOLEX INCORPORATED		SHEET NO.	2	DATE	8 / 1 / 86
2 PLACE	± .014	± 0.25		LITTLE, ILL. 60532 U.S.A.		PART NO.	SDA-70121-4***		
1 PLACE	---	± 0.35		DRAWING		SEE CHART			
DRAFT WHERE APPLICABLE MUST REMAIN WITHIN DIMENSIONS				FILE NAME		S701214X2		THIS DRAWING CONTAINS INFORMATION THAT IS PROPRIETARY TO MOLEX INC. AND SHOULD NOT BE USED WITHOUT WRITTEN PERMISSION	
DRWG. BY	WJF	CHK'D. BY		SCALE	4 : 1	DA	C		