

**PLEASE CHECK WWW.MOLEX.COM FOR LATEST PART INFORMATION**

**Part Number:** **0872631005**  
**Status:** **Active**  
**Description:** 2.00mm (.079") Pitch Milli-Grid™ Receptacle, Surface Mount, Bottom Entry, 0.76µm (30µ") Gold (Au) Selective, 10 Circuits, with Pick-and-Place Cap, Tube, Leadfree

**Documents:**

[3D Model](#) [RoHS Certificate of Compliance \(PDF\)](#)  
[Drawing \(PDF\)](#)

**Agency Certification**

CSA LR19980  
 UL E29179

**General**

Product Family PCB Receptacles  
 Series [87263](#)  
 Application Board-to-Board  
 Product Literature Order No 987650-1991  
 Product Name Milli-Grid™

**Physical**

Circuits (Loaded) 10  
 Color - Resin Black  
 Durability (mating cycles max) 25  
 Flammability 94V-0  
 Glow-Wire Compliant No  
 Lock to Mating Part None  
 Material - Plating Mating Gold  
 Material - Plating Termination Tin  
 Material - Resin High Temperature Thermoplastic  
 Number of Rows 2  
 Orientation Bottom Entry  
 PCB Locator Yes  
 PCB Retention None  
 Packaging Type Tube  
 Pitch - Mating Interface (in) 0.079 In  
 Pitch - Mating Interface (mm) 2.00 mm  
 Pitch - Term. Interface (in) 0.079 In  
 Pitch - Term. Interface (mm) 2.00 mm  
 Plating min: Mating (µin) 30.4  
 Plating min: Mating (µm) 0.76  
 Polarized to Mating Part No  
 Polarized to PCB Yes  
 Robotic Placement Pick and Place Cap  
 Temperature Range - Operating -55°C to +105°C  
 Termination Interface: Style Surface Mount

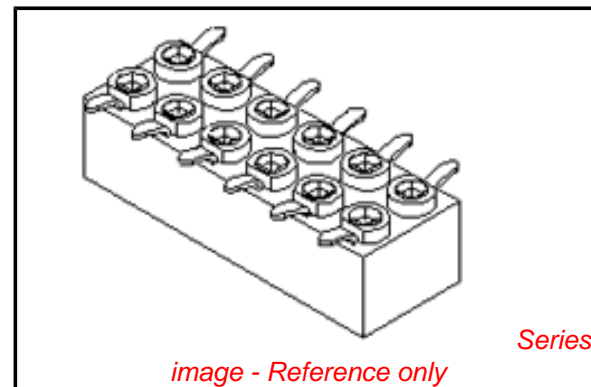
**Electrical**

Current - Maximum per Contact 1A  
 Voltage - Maximum 125V

**Material Info**

**Reference - Drawing Numbers**

Sales Drawing SD-87263-\*\*2\*



**EU RoHS**

**ELV and RoHS Compliant**  
**REACH SVHC**  
 Not Reviewed  
**Halogen-Free Status**  
 Not Reviewed

**China RoHS**



**Need more information on product environmental compliance?**

Email [productcompliance@molex.com](mailto:productcompliance@molex.com)  
 For a multiple part number RoHS Certificate of Compliance, [click here](#)

Please visit the [Contact Us](#) section for any non-product compliance questions.

**Search Parts in this Series**

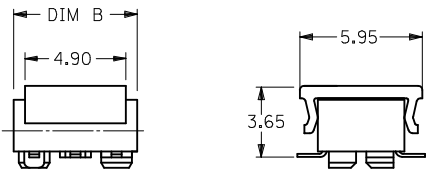
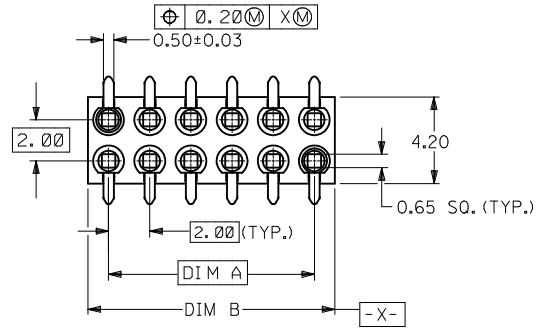
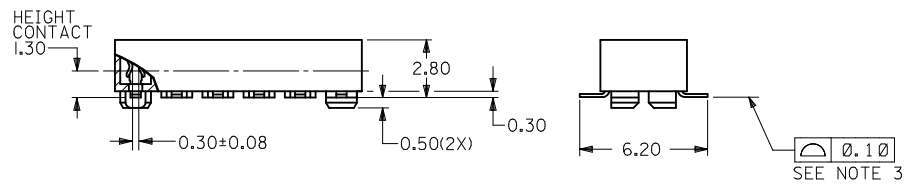
[87263Series](#)

**Mates With**

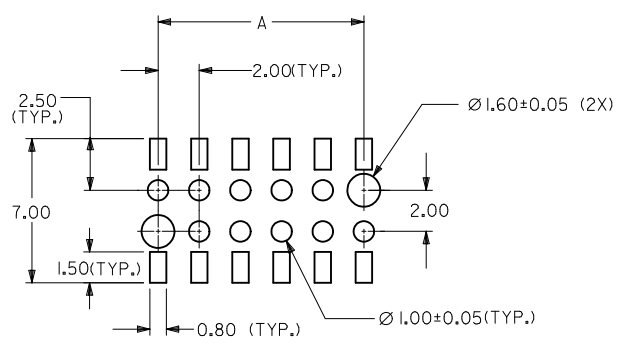
[87759](#) Vertical, Surface Mount, Stackable PCB Headers, [87760](#) Right Angle, Through Hole, Stackable PCB Headers, [87758](#) Vertical, Through Hole, Stackable PCB Headers

This document was generated on 04/27/2010

**PLEASE CHECK [WWW.MOLEX.COM](http://WWW.MOLEX.COM) FOR LATEST PART INFORMATION**



PARTS TO BE PACK WITH CAP (12 CKT SHOWN)



RECOMMENDED SOLDER PAD DESIGN

**PART NO. LEGEND**

87263 - \* \* \* \*

CIRCUIT SIZE

PLATING OPTION  
 3 - 0.38um MIN. GOLD  
 5 - 0.76um MIN. GOLD  
 6 - (0.13-0.38)um GOLD FLASH

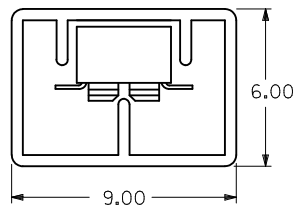
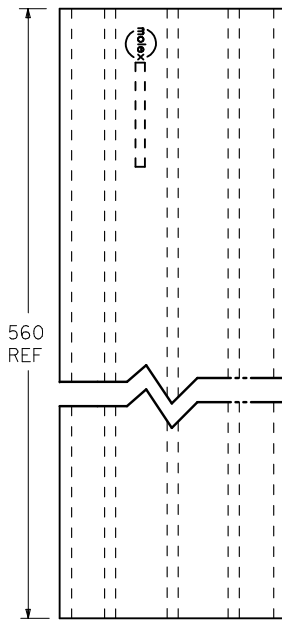
PACKAGING  
 0 - W/CAP IN TUBE (SEE SHEET 2)  
 2 - W/O CAP IN TUBE (SEE SHEET 2)  
 9 - W/CAP IN TAPE & REEL (SEE SHEET 3)

| CKT. SIZE | DIM. A | DIM. B |
|-----------|--------|--------|
| 4         | 2.00   | 4.00   |
| 6         | 4.00   | 6.00   |
| 8         | 6.00   | 8.00   |
| 10        | 8.00   | 10.00  |
| 12        | 10.00  | 12.00  |
| 14        | 12.00  | 14.00  |
| 16        | 14.00  | 16.00  |
| 18        | 16.00  | 18.00  |
| 20        | 18.00  | 20.00  |
| 22        | 20.00  | 22.00  |
| 24        | 22.00  | 24.00  |
| 26        | 24.00  | 26.00  |
| 28        | 26.00  | 28.00  |
| 30        | 28.00  | 30.00  |
| 32        | 30.00  | 32.00  |
| 34        | 32.00  | 34.00  |
| 36        | 34.00  | 36.00  |
| 38        | 36.00  | 38.00  |
| 40        | 38.00  | 40.00  |
| 42        | 40.00  | 42.00  |
| 44        | 42.00  | 44.00  |

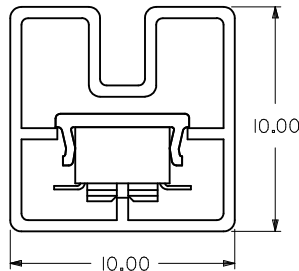
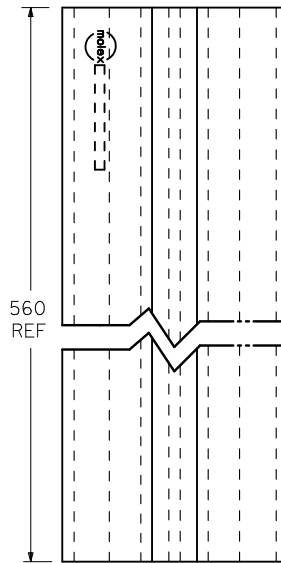
**NOTES:**

- FOR ILLUSTRATION PURPOSES, DRAWING SHOWS PART WITH 12 CIRCUIT SIZE.
- PLATING  
 POST-PLATING - SELECTIVE GOLD (SEE LEGEND) AT CONTACT AREA, AND 1.27um MIN. SELECTIVE TIN AT SOLDER AREA BOTH OVER 1.27um MIN. NICKEL OVERALL.
- CO-PLANARITY OF P.C TAIL TO BE MEASURED BY RESTING THE PART ON A FLAT GAGE SURFACE.
- PRODUCT SPECIFICATION PS-87263 APPLIES.
- CAP : HIGH TEMPERATURE THERMOPLASTIC, UL RATED 94V-0, SUITABLE FOR SURFACE-MOUNT SOLDERING PROCESS. COLOR BLACK
- POSITION OF CAP TO BE CENTRAL WITH RESPECT TO DIMENSION " A "
- CONTACT FACTORY FOR DETAILS ON THIS PART NO.
- PARTS SHALL BE PACKED IN MOISTURE BARRIER BAG.

|  |                               |  |  |                            |                    |   |                               |                        |  |  |
|--|-------------------------------|--|--|----------------------------|--------------------|---|-------------------------------|------------------------|--|--|
| ADD 32CKT T&R INFO<br>EC NO: S2010-0732<br>DRWN:SKANG 2010/03/08<br>CHKD:ATSEE 2010/03/18<br>APPR:MLONG 2010/03/22 | QUALITY SYMBOLS<br>▽=0<br>◻=0 | GENERAL TOLERANCES (UNLESS SPECIFIED)  |  | DIMENSION STYLE<br>MM ONLY |                    | SCALE<br>NTS  | DESIGN UNITS<br>METRIC        | THIRD ANGLE PROJECTION |  |  |
|  |                               |  |  | DRAWN BY<br>JDK            | DATE<br>1991/01/11 | TITLE<br>MGRID, B/ENTRY RECEPT.<br>2.80MM HT. W/LOC. PEGS<br>W/CAP, SMT |                               |                        |  |  |
|  |                               |  |  | CHECKED BY<br>MLA1         | DATE<br>1991/01/11 | MOLEX INCORPORATED  |                               |                        |  |  |
|  |                               |  |  | APPROVED BY<br>MLONG       | DATE<br>2010/03/19 | MATERIAL NO.<br>SEE TABLE   | DOCUMENT NO.<br>SD-87263-**2* | SHEET NO.<br>1 OF 3    |  |  |
| DRAFT WHERE APPLICABLE<br>MUST REMAIN<br>WITHIN DIMENSIONS   |                               | THIS DRAWING CONTAINS INFORMATION THAT IS PROPRIETARY TO MOLEX<br>INCORPORATED AND SHOULD NOT BE USED WITHOUT WRITTEN PERMISSION |  |                            |                    |   |                               |                        |  |  |



P/N 87263-\*\*-\*\*2\*



P/N 87263-\*\*-\*\*0\*

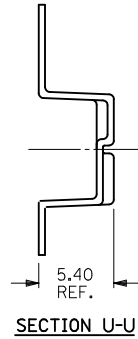
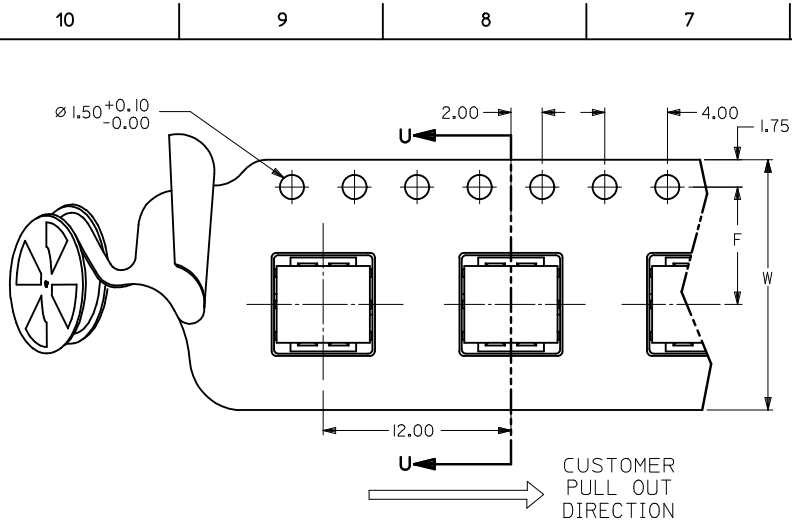
| CKT. SIZE | PART NO. FOR PARTS WITHOUT CAP | PART NO. FOR PARTS WITH CAP |
|-----------|--------------------------------|-----------------------------|
| 4         | 87263-042*                     | 87263-040*                  |
| 6         | 87263-062*                     | 87263-060*                  |
| 8         | 87263-082*                     | 87263-080*                  |
| 10        | 87263-102*                     | 87263-100*                  |
| 12        | 87263-122*                     | 87263-120*                  |
| 14        | 87263-142*                     | 87263-140*                  |
| 16        | 87263-162*                     | 87263-160*                  |
| 18        | 87263-182*                     | 87263-180*                  |
| 20        | 87263-202*                     | 87263-200*                  |
| 22        | 87263-222*                     | 87263-220*                  |
| 24        | 87263-242*                     | 87263-240*                  |
| 26        | 87263-262*                     | 87263-260*                  |
| 28        | 87263-282*                     | 87263-280*                  |
| 30        | 87263-302*                     | 87263-300*                  |
| 32        | 87263-322*                     | 87263-320*                  |
| 34        | 87263-342*                     | 87263-340*                  |
| 36        | 87263-362*                     | 87263-360*                  |
| 38        | 87263-382*                     | 87263-380*                  |
| 40        | 87263-402*                     | 87263-400*                  |
| 42        | 87263-422*                     | 87263-420*                  |
| 44        | 87263-442*                     | 87263-440*                  |

| REV | DESCRIPTION |
|-----|-------------|
| J4  |             |

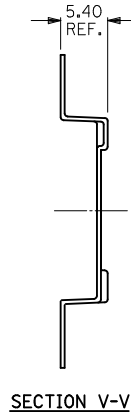
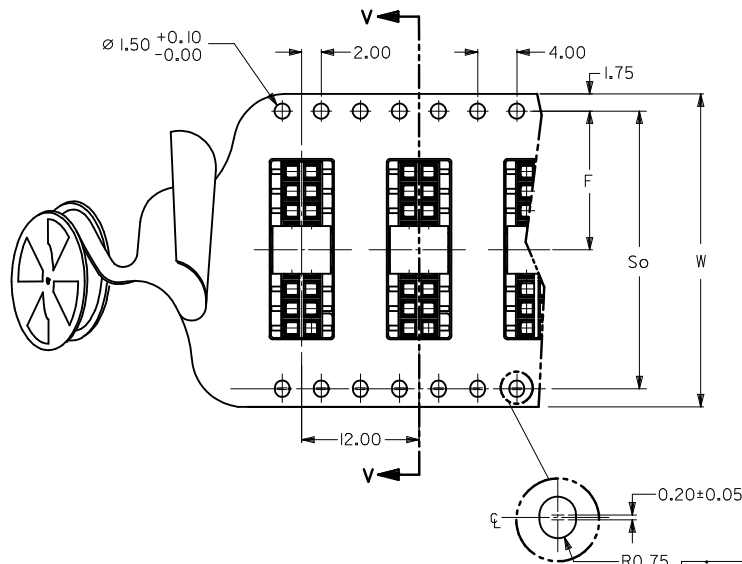
| GENERAL TOLERANCES (UNLESS SPECIFIED)                |        |
|--|--------|
|  | mm     |
| 4 PLACES   | ± 0.20 |
| 3 PLACES   | ± 0.25 |
| 2 PLACES   | ± 0.30 |
| 1 PLACE  | ± 0.40 |
| ANGULAR ± 3 °  |        |
| DRAFT WHERE APPLICABLE MUST REMAIN WITHIN DIMENSIONS |        |

| DIMENSION STYLE |            |
|-----------------|------------|
| MM ONLY         |            |
| DRAWN BY        | DATE       |
| JDK             | 1991/01/11 |
| CHECKED BY      | DATE       |
| MLAI            | 1991/01/11 |
| APPROVED BY     | DATE       |
| MLONG           | 2010/03/19 |
| MATERIAL NO.    |            |
| SEE TABLE       |            |
| SIZE            | A3         |

| SCALE   | DESIGN UNITS | THIRD ANGLE PROJECTION |
|---|--------------|------------------------|
| NTS   | METRIC       | THIRD ANGLE PROJECTION |
| TITLE   |              |                        |
| MGRID, B/ENTRY RECEPT. 2.80MM HT. W/LOC. PEGS W/CAP, SMT  |              |                        |
| MOLEX INCORPORATED  |              |                        |
| DOCUMENT NO.  | SHEET NO.    |                        |
| SD-87263-**-**2*  | 2 OF 3       |                        |
| THIS DRAWING CONTAINS INFORMATION THAT IS PROPRIETARY TO MOLEX INCORPORATED AND SHOULD NOT BE USED WITHOUT WRITTEN PERMISSION |              |                        |



PART NO. 87263-\*\*\*9\* (CKTS 04 TO 14)  
SINGLE SPROCKET HOLE T/REEL - TYPE A

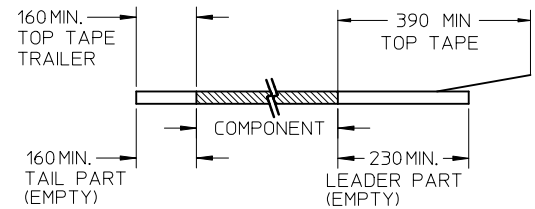


PART NO. 87263-\*\*\*9\* (CKTS 16 TO 40)  
DOUBLE SPROCKET HOLE T/REEL - TYPE B

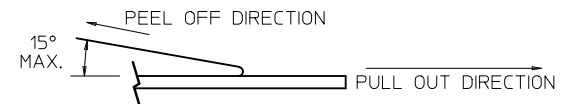
| △ PART NO. FOR PARTS IN T/REEL | CKT. SIZE | F    | So   | W  | T/REEL TYPE |
|--------------------------------|-----------|------|------|----|-------------|
| 87263-049*                     | 4         | 11.5 | -    | 24 | A           |
| 87263-069*                     | 6         | 11.5 | -    | 24 |             |
| 87263-089*                     | 8         | 11.5 | -    | 24 |             |
| 87263-109*                     | 10        | 11.5 | -    | 24 |             |
| 87263-129*                     | 12        | 11.5 | -    | 24 | B           |
| 87263-149*                     | 14        | 11.5 | -    | 24 |             |
| 87263-169*                     | 16        | 11.5 | -    | 24 |             |
| 87263-189*                     | 18        | 14.2 | 28.4 | 32 |             |
| 87263-209*                     | 20        | 20.2 | 40.4 | 44 |             |
| 87263-229*                     | 22        | -    | -    | -  |             |
| 87263-249*                     | 24        | 20.2 | 40.4 | 44 |             |
| 87263-269*                     | 26        | 20.2 | 40.4 | 44 |             |
| 87263-289*                     | 28        | 20.2 | 40.4 | 44 |             |
| 87263-309*                     | 30        | 20.2 | 40.4 | 44 |             |
| 87263-329*                     | 32        | 26.2 | 52.4 | 56 |             |
| 87263-349*                     | 34        | -    | -    | -  |             |
| 87263-369*                     | 36        | 26.2 | 52.4 | 56 |             |
| 87263-389*                     | 38        | -    | -    | -  |             |
| 87263-409*                     | 40        | -    | -    | -  |             |

NOTES:

1. LEADER AND TRAILER TAPE



2. PEELING OFF FORCE OF THE TOP TAPE: 20-80gf.  
(PEELING DIRECTION AS SHOWN IN FOLLOWING FIGURE)



- 3. PACKAGING STANDARD IS AS PER EIA-481.
- 4. TAPE & REEL QUANTITY = 1000PCS/REEL.
- 5. THE TAPE IS TREATED FOR ANTI-STATIC.

|   |                                      |   |                      |                                   |                           |  |                                       |                            |
|---|--------------------------------------|---|----------------------|-----------------------------------|---------------------------|--|---------------------------------------|----------------------------|
| <b>ADD 32CKT T&amp;R INFO</b><br>EC NO: S2010-0732<br>DRWN:SKANG 2010/03/08<br>CHKD:ATSEE 2010/03/18<br>APPR:MLONG 2010/03/22 | <b>QUALITY SYMBOLS</b><br>▽=0<br>◻=0 | <b>GENERAL TOLERANCES (UNLESS SPECIFIED)</b>  |                      | <b>DIMENSION STYLE</b><br>MM ONLY | <b>SCALE</b><br>NTS       | <b>DESIGN UNITS</b><br>METRIC  | THIRD ANGLE PROJECTION                |                            |
|   |                                      | mm  | INCH                 | <b>DRAWN BY</b><br>JDK            | <b>DATE</b><br>1991/01/11 | <b>TITLE</b><br>MGRID, B/ENTRY RECEPT.<br>2.80MM HT. W/LOC. PEGS<br>W/CAP, SMT |                                       |                            |
|   |                                      | 4 PLACES ± --- ± ---  | 3 PLACES ± --- ± --- | <b>CHECKED BY</b><br>MLA1         | <b>DATE</b><br>1991/01/11 | <b>MOLEX INCORPORATED</b>  |                                       |                            |
|   |                                      | 2 PLACES ± 0.20 ± ---   | 1 PLACE ± --- ± ---  | <b>APPROVED BY</b><br>MLONG       | <b>DATE</b><br>2010/03/19 | <b>MATERIAL NO.</b><br>SEE TABLE   | <b>DOCUMENT NO.</b><br>SD-87263-***2* | <b>SHEET NO.</b><br>3 OF 3 |
| DRAFT WHERE APPLICABLE<br>MUST REMAIN WITHIN DIMENSIONS   |                                      | THIS DRAWING CONTAINS INFORMATION THAT IS PROPRIETARY TO MOLEX INCORPORATED AND SHOULD NOT BE USED WITHOUT WRITTEN PERMISSION |                      |                                   |                           |  |                                       |                            |