

PLEASE CHECK WWW.MOLEX.COM FOR LATEST PART INFORMATION

Part Number: [0039299185](#)
Status: **Active**
Overview: [minifit_jr](#)
Description: 4.20mm (.165") Pitch Mini-Fit Jr.™ Header, Dual Row, Vertical, with Snap-in Plastic Peg PCB Lock, 18 Circuits, PA Polyamide Nylon 6/6 94V-2, 0.76µm (30µ") Gold (Au) Selective Plating, without Drain Holes

Documents:

[3D Model](#) [Product Specification PS-5556-001 \(PDF\)](#)
[Drawing \(PDF\)](#) [RoHS Certificate of Compliance \(PDF\)](#)

Agency Certification

CSA	LR19980
TUV	R72081037
UL	E29179

General

Product Family	PCB Headers
Series	5566
Application	Wire-to-Board
Comments	Current = 13A max. per circuit when header is mated to a receptacle loaded with 45750 Mini-Fit Plus HCS™ Crimp Terminal Crimped to to 16 AWG wire. . See Molex product specification PS-45750-001 for additional current de-rating information.. High Temperature, Square Pin, Solder Type
Overview	minifit_jr
Product Name	Mini-Fit Jr.™

Physical

Breakaway	No
Circuits (Loaded)	18
Circuits (maximum)	18
Color - Resin	Natural
Durability (mating cycles max)	30
First Mate / Last Break	No
Flammability	94V-2
Glow-Wire Compliant	No
Guide to Mating Part	No
Keying to Mating Part	None
Lock to Mating Part	Yes
Material - Metal	Brass
Material - Plating Mating	Gold
Material - Plating Termination	Tin
Material - Resin	Nylon
Number of Rows	2
Orientation	Vertical
PC Tail Length (in)	0.138 In
PC Tail Length (mm)	3.50 mm
PCB Locator	Yes
PCB Retention	Yes
PCB Thickness Recommended (in)	0.062 In
PCB Thickness Recommended (mm)	1.60 mm
Packaging Type	Tray
Pitch - Mating Interface (in)	0.165 In
Pitch - Mating Interface (mm)	4.20 mm



EU RoHS

ELV and RoHS Compliant
REACH SVHC Contains SVHC: No
Halogen-Free Status
Not Reviewed

China RoHS



Need more information on product environmental compliance?

Email productcompliance@molex.com
 For a multiple part number RoHS Certificate of Compliance, [click here](#)

Please visit the [Contact Us](#) section for any non-product compliance questions.

Search Parts in this Series

[5566Series](#)

Mates With

[5557](#) Mini-Fit Jr.™ Receptacle Housing

Pitch - Term. Interface (in)	0.165 In
Pitch - Term. Interface (mm)	4.20 mm
Plating min: Mating (µin)	30
Plating min: Mating (µm)	0.76
Plating min: Termination (µin)	100
Plating min: Termination (µm)	2.50
Polarized to Mating Part	Yes
Polarized to PCB	Yes
Shrouded	Fully
Stackable	No
Surface Mount Compatible (SMC)	No
Temperature Range - Operating	-40°C to +105°C
Termination Interface: Style	Through Hole

Electrical

Current - Maximum per Contact	13A
Voltage - Maximum	600V

Material Info

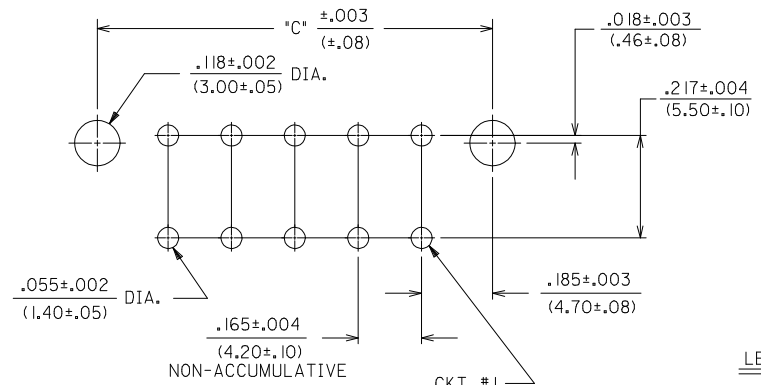
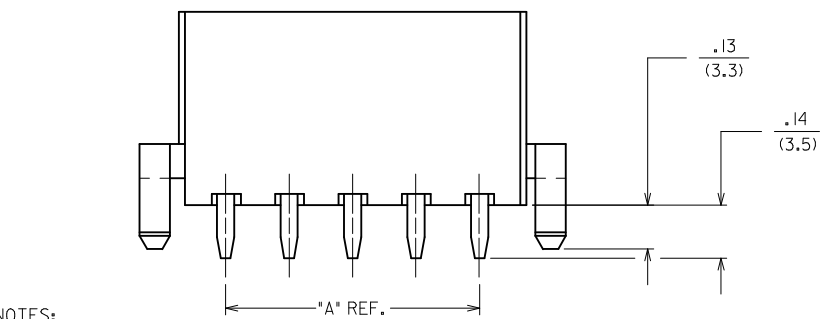
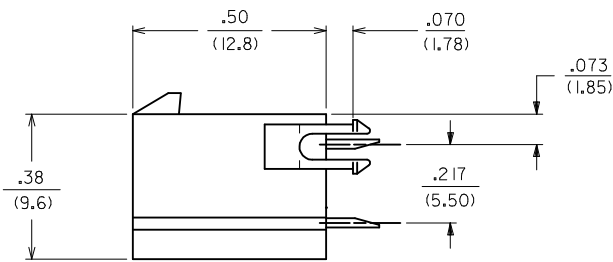
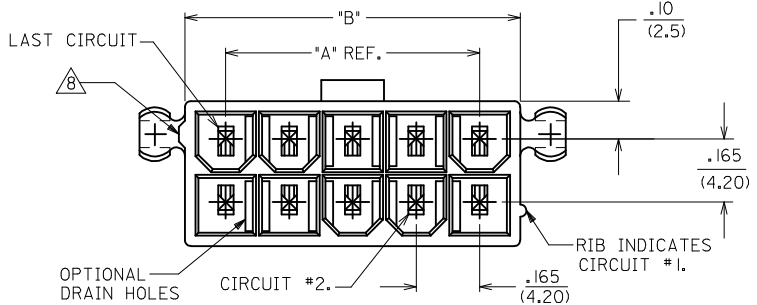
Old Part Number	5566-18A2GS
-----------------	-------------

Reference - Drawing Numbers

Packaging Specification	PK-5566-001
Product Specification	PS-5556-001
Sales Drawing	SDA-5566-N*2*-*
Test Summary	TS-5556-002

This document was generated on 05/21/2010

PLEASE CHECK WWW.MOLEX.COM FOR LATEST PART INFORMATION



RECOMMENDED HOLE LAYOUT FOR .070/(1.78) MAX. THICK P. C. BOARD
VIEWED FROM COMPONENT SIDE

CIRCUIT SIZE	DIM. "A"	DIM. "B"	DIM. "C"
2	—	.21 (5.4)	.370 (9.40)
4	.17 (4.2)	.38 (9.6)	.535 (13.60)
6	.33 (8.4)	.54 (13.8)	.701 (17.80)
8	.50 (12.6)	.71 (18.0)	.866 (22.00)
10	.66 (16.8)	.87 (22.2)	1.031 (26.20)
12	.83 (21.0)	1.04 (26.4)	1.197 (30.40)
14	.99 (25.2)	1.20 (30.6)	1.362 (34.60)
16	1.16 (29.4)	1.37 (34.8)	1.528 (38.80)
18	1.32 (33.6)	1.54 (39.0)	1.693 (43.00)
20	1.49 (37.8)	1.70 (43.2)	1.858 (47.20)
22	1.65 (42.0)	1.87 (47.4)	2.024 (51.40)
24	1.82 (46.2)	2.03 (51.6)	2.189 (55.60)

NOTES:

- HOUSING MATERIAL:
 - "BLANK" - NYLON 6/6, U.L. 94V-2, COLOR: NATURAL.
 - 210 - NYLON 6/6, U.L. 94V-0, COLOR: NATURAL.
 - BL - NYLON 6/6, U.L. 94V-2, COLOR: DYED BLACK.
- TERMINAL MATERIAL: BRASS ALLOY 260
- PART MATES WITH MINI-FIT JR. RECEPTACLE #5557.
- PACKAGING: SEE CHARTS
- MOUNTING OPTIONS:
 - "BLANK" - NO MOUNTING (SEE SD-5566-NA AND -NB SERIES DWGS.)
 - 2 - PEG MOUNT
- TERMINAL PLATING:
 - "BLANK" - .000035/(.00090) MIN. TIN OVER .000020/(.00050) MIN. COPPER.
 - *GS - .000030/(.00076) MIN. SELECT GOLD .000100/(.00254) MIN. SELECT MATTE TIN OVER .000050/(.00127) MIN. NICKEL OVERALL.
 - *GS2 - .000015/(.00038) MIN. SELECT GOLD AND .000100/(.00254) MIN. SELECT MATTE TIN OVER .000050/(.00127) MIN. NICKEL OVERALL.
 - S - .000100/(.00254) MIN. TIN OVER .000050/(.00127) MIN. NICKEL.
- THE PRIMARY SHIPPING CARTON WILL BE LABELED "COMPLIANT TO RoHS DIRECTIVE 2002/95/EC AND ELV ANNEX II OF DIRECTIVE 2000/53/EC."
- CARTONS WITHOUT THIS LABEL MAY CONTAIN PRODUCT WITH TIN-LEAD PLATING.
- PRODUCT SPECIFICATION AND PROCESSING PARAMETERS: SEE PS-5556-001
- ANTI-SHINGLING RIB MAY OR MAY NOT APPEAR ON HOUSINGS.
- CONNECTORS ARE NOT TO BE MATED OR UNMATED WHILE CIRCUITS ARE LIVE.
- PARTS ARE NOT DESIGNED FOR CURRENT SHARING.

LEGEND:



4	R2
3	R2
2	R2
1	R2
SHT. REV.	

REVISED NOTES 8 EC NO: UCP2009-1336 DRAWN: JLOSTEMEIER 2008/11/24 CHKD: JBEL 2008/11/24 APPR: FSMITH 2008/11/24	QUALITY SYMBOLS ▽=0 ▽=0	GENERAL TOLERANCES (UNLESS SPECIFIED)		DIMENSION STYLE IN/MM		SCALE 1:1	DESIGN UNITS METRIC	THIRD ANGLE PROJECTION															
		<table border="1"> <thead> <tr> <th></th> <th>mm</th> <th>INCH</th> </tr> </thead> <tbody> <tr> <td>4 PLACES ±</td> <td>---</td> <td>---</td> </tr> <tr> <td>3 PLACES ±</td> <td>---</td> <td>±.015</td> </tr> <tr> <td>2 PLACES ±</td> <td>0.38</td> <td>±.015</td> </tr> <tr> <td>1 PLACE ±</td> <td>0.38</td> <td>---</td> </tr> </tbody> </table>			mm	INCH	4 PLACES ±	---	---	3 PLACES ±	---	±.015	2 PLACES ±	0.38	±.015	1 PLACE ±	0.38	---	DRAWN BY RJF DATE 8/19/87		TITLE MINI-FIT JR. VERTICAL HEADER ASSEMBLIES WITH MOUNTING PEGS		
			mm	INCH																			
		4 PLACES ±	---	---																			
3 PLACES ±	---	±.015																					
2 PLACES ±	0.38	±.015																					
1 PLACE ±	0.38	---																					
DRAFT WHERE APPLICABLE MUST REMAIN WITHIN DIMENSIONS		APPROVED BY RAS DATE 8/19/87		MOLEX MOLEX INCORPORATED																			
MATERIAL NO. SEE SHTS 2-4		DOCUMENT NO. SDA-5566-N*2*-*		SHEET NO. 1 OF 4		THIS DRAWING CONTAINS INFORMATION THAT IS PROPRIETARY TO MOLEX INCORPORATED AND SHOULD NOT BE USED WITHOUT WRITTEN PERMISSION																	

13	12	11	10	9	8	7	6	5	4	3	2	1			
PLATING:		35 M.I. TIN		PLATING:		35 M.I. TIN		PLATING:		30 M.I. GOLD		PLATING:		30 M.I. GOLD	
DRAIN HOLES:		WITHOUT DRAIN HOLES		DRAIN HOLES:		WITHOUT DRAIN HOLES		DRAIN HOLES:		WITHOUT DRAIN HOLES		DRAIN HOLES:		WITHOUT DRAIN HOLES	
MTG. OPTION:		WITH PEGS		MTG. OPTION:		WITH PEGS		MTG. OPTION:		WITH PEGS		MTG. OPTION:		WITH PEGS	
HOUSING MAT'L:		NYLON 6/6 94V-2 NATURAL		HOUSING MAT'L:		NYLON 6/6 94V-0 NATURAL		HOUSING MAT'L:		NYLON 6/6 94V-2 NATURAL		HOUSING MAT'L:		NYLON 6/6 94V-0 NATURAL	
PACKAGING:		TRAY		PACKAGING:		TRAY		PACKAGING:		TRAY		PACKAGING:		TRAY	
PART NO.	ENG NO.	CKTS		PART NO.	ENG NO.	CKTS		PART NO.	ENG NO.	CKTS		PART NO.	ENG NO.	CKTS	
39-29-9023	5566 -02A2	2		39-29-9027	5566 -02A2-210	2		39-29-9025	5566 -02A2GS	2		39-29-9029	5566 -02A2GS-210	2	
39-29-9043	5566 -04A2	4		39-29-9047	5566 -04A2-210	4		39-29-9045	5566 -04A2GS	4		39-29-9049	5566 -04A2GS-210	4	
39-29-9063	5566 -06A2	6		39-29-9067	5566 -06A2-210	6		39-29-9065	5566 -06A2GS	6		39-29-9069	5566 -06A2GS-210	6	
39-29-9083	5566 -08A2	8		39-29-9087	5566 -08A2-210	8		39-29-9085	5566 -08A2GS	8		39-29-9089	5566 -08A2GS-210	8	
39-29-9103	5566 -10A2	10		39-29-9107	5566 -10A2-210	10		39-29-9105	5566 -10A2GS	10		39-29-9109	5566 -10A2GS-210	10	
39-29-9123	5566 -12A2	12		39-29-9127	5566 -12A2-210	12		39-29-9125	5566 -12A2GS	12		39-29-9129	5566 -12A2GS-210	12	
39-29-9143	5566 -14A2	14		39-29-9147	5566 -14A2-210	14		39-29-9145	5566 -14A2GS	14		39-29-9149	5566 -14A2GS-210	14	
39-29-9163	5566 -16A2	16		39-29-9167	5566 -16A2-210	16		39-29-9165	5566 -16A2GS	16		39-29-9169	5566 -16A2GS-210	16	
39-29-9183	5566 -18A2	18		39-29-9187	5566 -18A2-210	18		39-29-9185	5566 -18A2GS	18		39-29-9189	5566 -18A2GS-210	18	
39-29-9203	5566 -20A2	20		39-29-9207	5566 -20A2-210	20		39-29-9205	5566 -20A2GS	20		39-29-9209	5566 -20A2GS-210	20	
39-29-9223	5566 -22A2	22		39-29-9227	5566 -22A2-210	22		39-29-9225	5566 -22A2GS	22		39-29-9229	5566 -22A2GS-210	22	
39-29-9243	5566 -24A2	24		39-29-9247	5566 -24A2-210	24		39-29-9245	5566 -24A2GS	24		39-29-9249	5566 -24A2GS-210	24	
	-				-				-				-		
	-				-				-				-		

13	12	11	10	9	8	7	6	5	4	3	2	1			
PLATING:		35 M.I. TIN		PLATING:		35 M.I. TIN		PLATING:		30 M.I. GOLD		PLATING:		30 M.I. GOLD	
DRAIN HOLES:		WITH DRAIN HOLES		DRAIN HOLES:		WITH DRAIN HOLES		DRAIN HOLES:		WITH DRAIN HOLES		DRAIN HOLES:		WITH DRAIN HOLES	
MTG. OPTION:		WITH PEGS		MTG. OPTION:		WITH PEGS		MTG. OPTION:		WITH PEGS		MTG. OPTION:		WITH PEGS	
HOUSING MAT'L:		NYLON 6/6 94V-2 NATURAL		HOUSING MAT'L:		NYLON 6/6 94V-0 NATURAL		HOUSING MAT'L:		NYLON 6/6 94V-2 NATURAL		HOUSING MAT'L:		NYLON 6/6 94V-0 NATURAL	
PACKAGING:		TRAY		PACKAGING:		TRAY		PACKAGING:		TRAY		PACKAGING:		TRAY	
PART NO.	ENG NO.	CKTS		PART NO.	ENG NO.	CKTS		PART NO.	ENG NO.	CKTS		PART NO.	ENG NO.	CKTS	
39-29-9022	5566 -02B2	2		39-29-9026	5566 -02B2-210	2		39-29-9024	5566 -02B2GS	2		39-28-9028	5566 -02B2GS-210	2	
39-29-9042	5566 -04B2	4		39-29-9046	5566 -04B2-210	4		39-29-9044	5566 -04B2GS	4		39-28-9048	5566 -04B2GS-210	4	
39-29-9062	5566 -06B2	6		39-29-9066	5566 -06B2-210	6		39-29-9064	5566 -06B2GS	6		39-28-9068	5566 -06B2GS-210	6	
39-29-9082	5566 -08B2	8		39-29-9086	5566 -08B2-210	8		39-29-9084	5566 -08B2GS	8		39-28-9088	5566 -08B2GS-210	8	
39-29-9102	5566 -10B2	10		39-29-9106	5566 -10B2-210	10		39-29-9104	5566 -10B2GS	10		39-28-9108	5566 -10B2GS-210	10	
39-29-9122	5566 -12B2	12		39-29-9126	5566 -12B2-210	12		39-29-9124	5566 -12B2GS	12		39-28-9128	5566 -12B2GS-210	12	
39-29-9142	5566 -14B2	14		39-29-9146	5566 -14B2-210	14		39-29-9144	5566 -14B2GS	14		39-28-9148	5566 -14B2GS-210	14	
39-29-9162	5566 -16B2	16		39-29-9166	5566 -16B2-210	16		39-29-9164	5566 -16B2GS	16		39-28-9168	5566 -16B2GS-210	16	
39-29-9182	5566 -18B2	18		39-29-9186	5566 -18B2-210	18		39-29-9184	5566 -18B2GS	18		39-28-9188	5566 -18B2GS-210	18	
39-29-9202	5566 -20B2	20		39-29-9206	5566 -20B2-210	20		39-29-9204	5566 -20B2GS	20		39-28-9208	5566 -20B2GS-210	20	
39-29-9222	5566 -22B2	22		39-29-9226	5566 -22B2-210	22		39-29-9224	5566 -22B2GS	22		39-28-9228	5566 -22B2GS-210	22	
39-29-9242	5566 -24B2	24		39-29-9246	5566 -24B2-210	24		39-29-9244	5566 -24B2GS	24		39-28-9248	5566 -24B2GS-210	24	
	-				-				-				-		
	-				-				-				-		

SEE SHEET 1 EC NO: UCP2009-1336 DRWN:KLOSTEMEIER 2008/11/24 CHKD:JBELL 2008/11/24 APPR:FSMITH 2008/11/24	DESCRIPTION REV	QUALITY SYMBOLS  = 0  = 0	GENERAL TOLERANCES (UNLESS SPECIFIED) <table border="1"> <tr> <th></th> <th>mm</th> <th>INCH</th> </tr> <tr> <td>4 PLACES</td> <td>± .005</td> <td>± .0005</td> </tr> <tr> <td>3 PLACES</td> <td>± .015</td> <td>± .0015</td> </tr> <tr> <td>2 PLACES</td> <td>± .038</td> <td>± .015</td> </tr> <tr> <td>1 PLACE</td> <td>± .38</td> <td>± .015</td> </tr> </table>		mm	INCH	4 PLACES	± .005	± .0005	3 PLACES	± .015	± .0015	2 PLACES	± .038	± .015	1 PLACE	± .38	± .015	DIMENSION STYLE IN/MM DRAWN BY: RJF DATE: 8/19/87 CHECKED BY: GT DATE: 8/19/87 APPROVED BY: RAS DATE: 8/19/87	SCALE: 1:1 DESIGN UNITS: METRIC THIRD ANGLE PROJECTION	TITLE: MINI-FIT JR. VERT HEADER ASSEMBLIES WITH MOUNTING PEGS	 MOLEX INCORPORATED	MATERIAL NO.: SEE CHART DOCUMENT NO.: SDA-5566-N*2*-* SHEET NO.: 2
			mm	INCH																			
		4 PLACES	± .005	± .0005																			
		3 PLACES	± .015	± .0015																			
2 PLACES	± .038	± .015																					
1 PLACE	± .38	± .015																					
DRAFT WHERE APPLICABLE MUST REMAIN WITHIN DIMENSIONS			THIS DRAWING CONTAINS INFORMATION THAT IS PROPRIETARY TO MOLEX INCORPORATED AND SHOULD NOT BE USED WITHOUT WRITTEN PERMISSION																				