

DATA SHEET

E55/28/25

E cores and accessories

Supersedes data of September 2004

2008 Sep 01

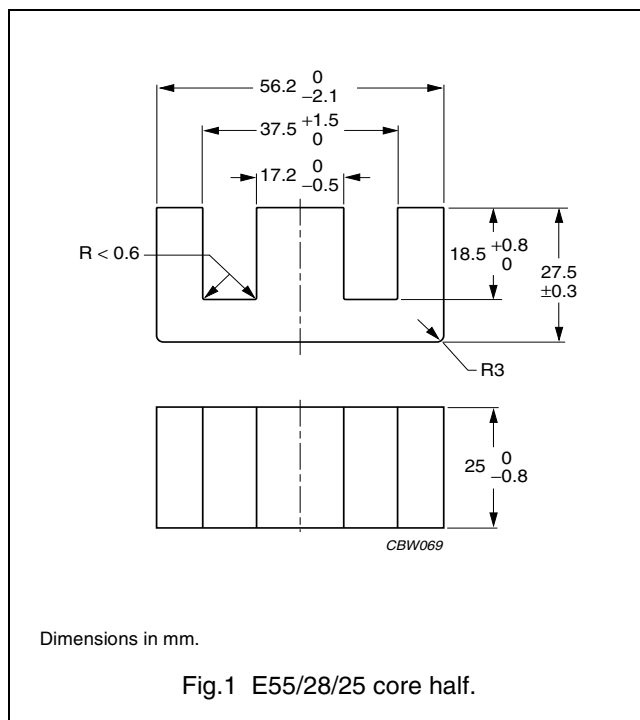


FERROXCUBE
A YAGEO COMPANY

CORE SETS

Effective core parameters

SYMBOL	PARAMETER	VALUE	UNIT
$\Sigma(l/A)$	core factor (C1)	0.239	mm ⁻¹
V_e	effective volume	52000	mm ³
l_e	effective length	123	mm
A_e	effective area	420	mm ²
A_{min}	minimum area	411	mm ²
m	mass of core half	≈130	g



Core halves

A_L measured in combination with a non-gapped core half, clamping force for A_L measurements 60 ± 20 N, unless stated otherwise.

GRADE	A_L (nH)	μ_e	TOTAL AIR GAP (μm)	TYPE NUMBER
3C90	100 ±5% ⁽¹⁾	≈ 23	≈ 10440	E55/28/25-3C90-E100
	160 ±5% ⁽¹⁾	≈ 37	≈ 5520	E55/28/25-3C90-E160
	250 ±5% ⁽¹⁾	≈ 58	≈ 3040	E55/28/25-3C90-E250
	315 ±5% ⁽¹⁾	≈ 73	≈ 2240	E55/28/25-3C90-E315
	400 ±8% ⁽¹⁾	≈ 93	≈ 1660	E55/28/25-3C90-E400
	630 ±10% ⁽¹⁾	≈ 147	≈ 940	E55/28/25-3C90-E630
	8000 ±25%	≈ 1860	≈ 0	E55/28/25-3C90
3C92 des	5800 ±25%	≈ 1100	≈ 0	E55/28/25-3C92
3C94	8000 ±25%	≈ 1860	≈ 0	E55/28/25-3C94
3C95 des	9860 ±25%	≈ 2300	≈ 0	E55/28/25-3C95
3F3	100 ±5% ⁽¹⁾	≈ 23	≈ 10440	E55/28/25-3F3-E100
	160 ±5% ⁽¹⁾	≈ 37	≈ 5520	E55/28/25-3F3-E160
	250 ±5% ⁽¹⁾	≈ 58	≈ 3040	E55/28/25-3F3-E250
	315 ±5% ⁽¹⁾	≈ 73	≈ 2240	E55/28/25-3F3-E315
	400 ±8% ⁽¹⁾	≈ 93	≈ 1660	E55/28/25-3F3-E400
	630 ±10% ⁽¹⁾	≈ 147	≈ 940	E55/28/25-3F3-E630
	7400 ±25%	≈ 1730	≈ 0	E55/28/25-3F3

Note

1. Measured in combination with an equal gapped core half.

Properties of core sets under power conditions

GRADE	B (mT) at	CORE LOSS (W) at				
	H = 250 A/m; f = 25 kHz; T = 100 °C	f̂ = 25 kHz; B̂ = 200 mT; T = 100 °C	f̂ = 100 kHz; B̂ = 100 mT; T = 100 °C	f̂ = 100 kHz; B̂ = 200 mT; T = 25 °C	f̂ = 100 kHz; B̂ = 200 mT; T = 100 °C	f̂ = 400 kHz; B̂ = 50 mT; T = 100 °C
3C90	≥330	≤ 5.7	≤ 7.3	–	–	–
3C92	≥370	–	≤ 4.8	–	≤ 31	–
3C94	≥330	–	≤ 4.8	–	≤ 31	–
3C95	≥330	–	–	≤ 32.8	≤ 31.2	–
3F3	≥310	–	≤ 6.6	–	–	≤ 12.7




DATA SHEET STATUS DEFINITIONS

DATA SHEET STATUS	PRODUCT STATUS	DEFINITIONS
Preliminary specification	Development	This data sheet contains preliminary data. Ferroxcube reserves the right to make changes at any time without notice in order to improve design and supply the best possible product.
Product specification	Production	This data sheet contains final specifications. Ferroxcube reserves the right to make changes at any time without notice in order to improve design and supply the best possible product.

DISCLAIMER

Life support applications — These products are not designed for use in life support appliances, devices, or systems where malfunction of these products can reasonably be expected to result in personal injury. Ferroxcube customers using or selling these products for use in such applications do so at their own risk and agree to fully indemnify Ferroxcube for any damages resulting from such application.

PRODUCT STATUS DEFINITIONS

STATUS	INDICATION	DEFINITION
Prototype		These are products that have been made as development samples for the purposes of technical evaluation only. The data for these types is provisional and is subject to change.
Design-in		These products are recommended for new designs.
Preferred		These products are recommended for use in current designs and are available via our sales channels.
Support		These products are not recommended for new designs and may not be available through all of our sales channels. Customers are advised to check for availability.