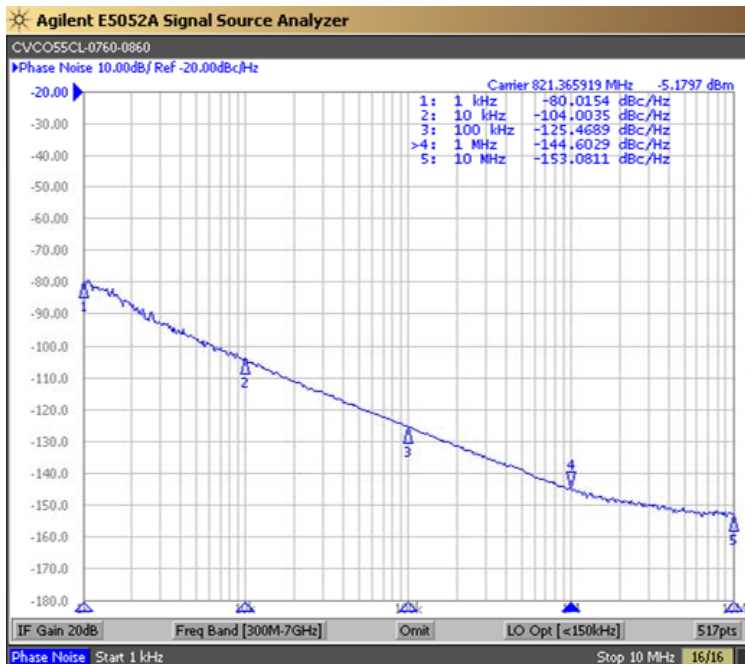


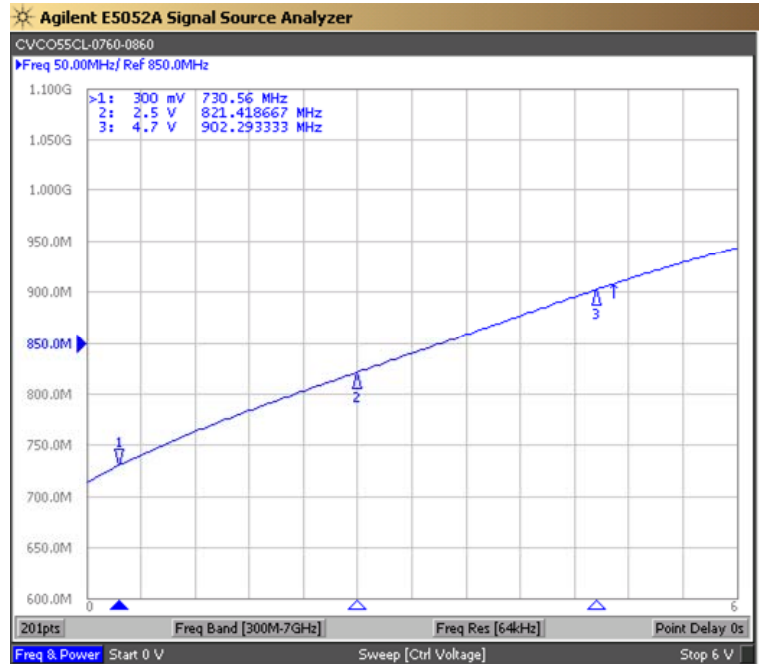


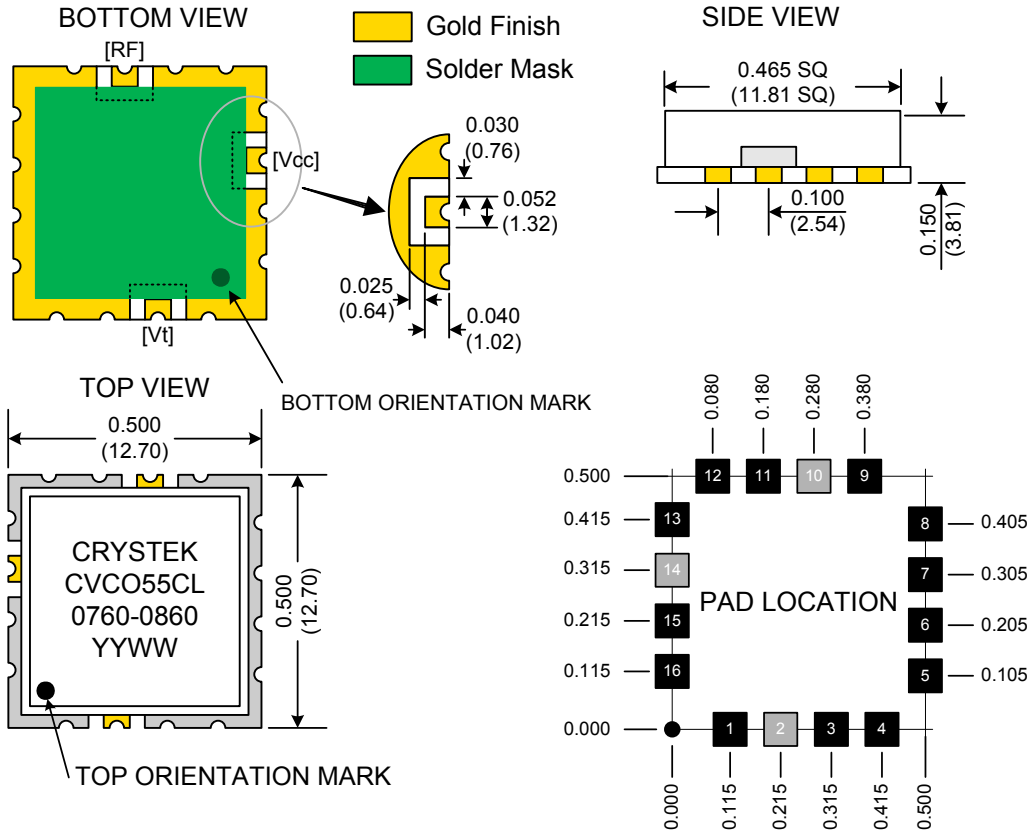
PERFORMANCE SPECIFICATION	MIN	TYP	MAX	UNITS
Lower Frequency:			760	MHz
Upper Frequency:	860			MHz
Tuning Voltage:	0.3		4.7	VDC
Supply Voltage:	1.9	2.0	2.1	VDC
Output Power:	-5.0	-4.0	-3.0	dBm
Supply Current:			22	mA
Harmonic Suppression (2 <sup>nd</sup> Harmonic):		-15		dBc
Pushing:			1.5	MHz/V
Pulling, all Phases:			1.0	MHz pk-pk
Tuning Sensitivity:		40		MHz/V
Phase Noise @ 10kHz offset:		-105	-100	dBc/Hz
Phase Noise @ 100kHz offset:		-130	-126	dBc/Hz
Load Impedance:		50		$\Omega$
Input Capacitance:			47	pF
Operating Temperature Range:	-40		+85	$^{\circ}\text{C}$
Storage Temperature Range:	-45		+90	$^{\circ}\text{C}$

Phase Noise (1 Hz BW, Typical)



Tuning Curve (Typical)

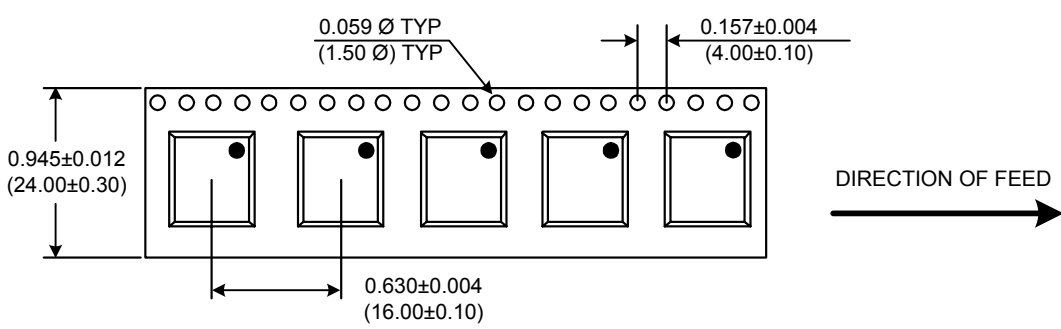




Pad	Connection
2	Vt
10	RF-OUTPUT
14	Vcc
Others	GROUND

- Unless otherwise specified, Dimensions are in:  $\frac{IN}{(mm)}$
- Pad Location Dimensions are in: Inches

**TAPE AND REEL**



Drawing not to scale

Product Control:			
Crystek Part Number:	CVCO55CL-0760-0860	Release Date:	12-March-08
Revision Level:	D	Responsible:	C. Vales

Specification is subject to change without notice