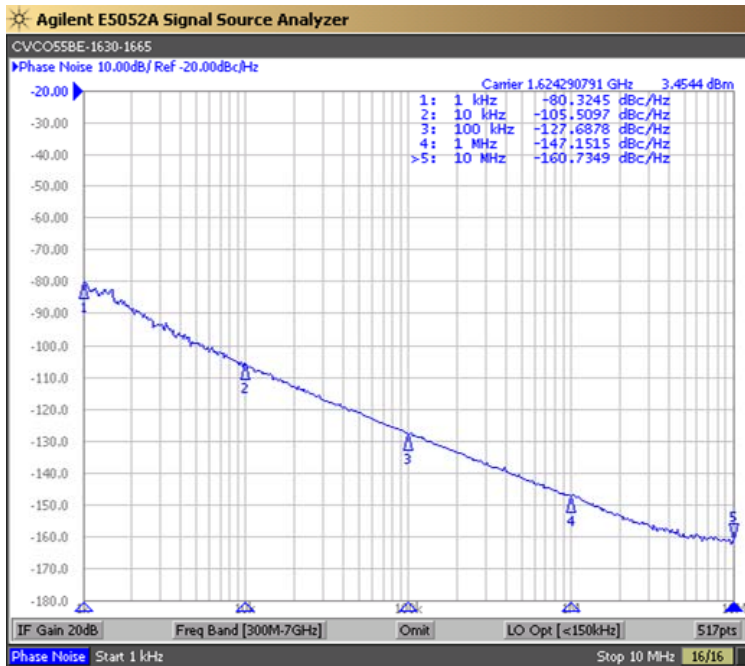
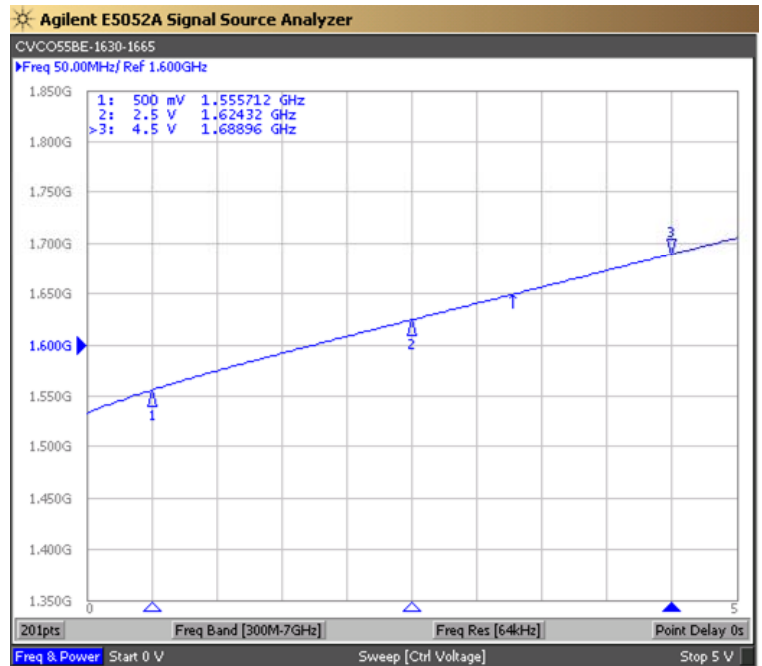


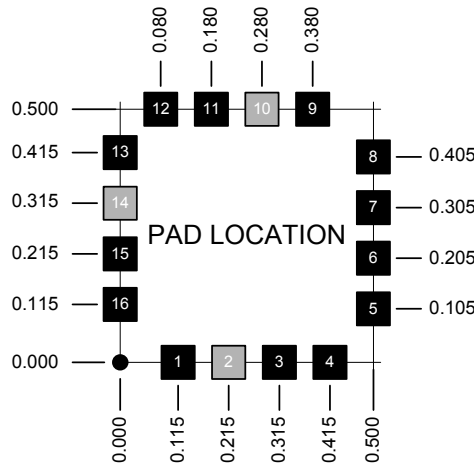
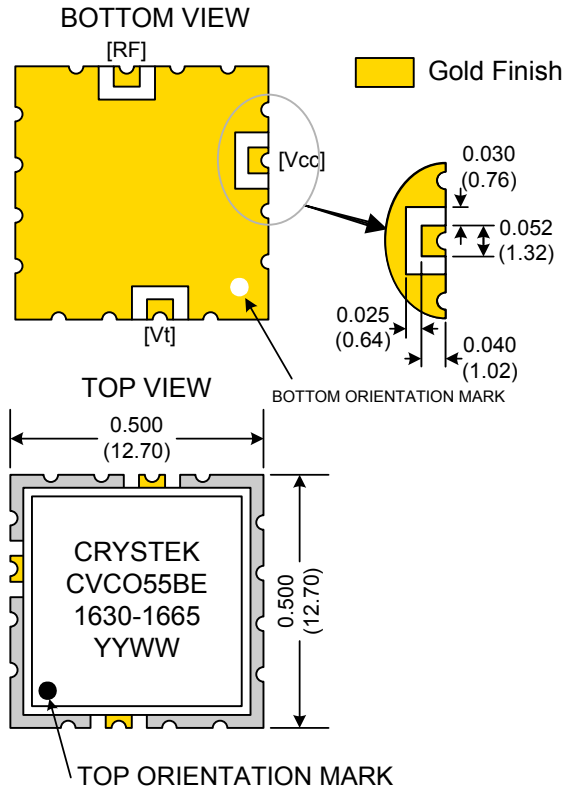
PERFORMANCE SPECIFICATION	MIN	TYP	MAX	UNITS
Lower Frequency:			1630	MHz
Upper Frequency:	1665			MHz
Tuning Voltage:	0.5		4.5	VDC
Supply Voltage:	4.75	5.0	5.25	VDC
Output Power:	+2.0	+4.0	+6.0	dBm
Supply Current:		15	25	mA
Harmonic Suppression (2 <sup>nd</sup> Harmonic):		-20	-8	dBc
Pushing:		1.0		MHz/V
Pulling, all Phases:		2.0		MHz pk-pk
Tuning Sensitivity:		18		MHz/V
Phase Noise @ 10kHz offset:		-102		dBc/Hz
Phase Noise @ 100kHz offset:		-123		dBc/Hz
Load Impedance:		50		$\Omega$
Input Capacitance:			50	pF
Operating Temperature Range:	-40		+85	$^{\circ}$ C
Storage Temperature Range:	-45		+90	$^{\circ}$ C

Phase Noise (1 Hz BW, Typical)



Tuning Curve (Typical)

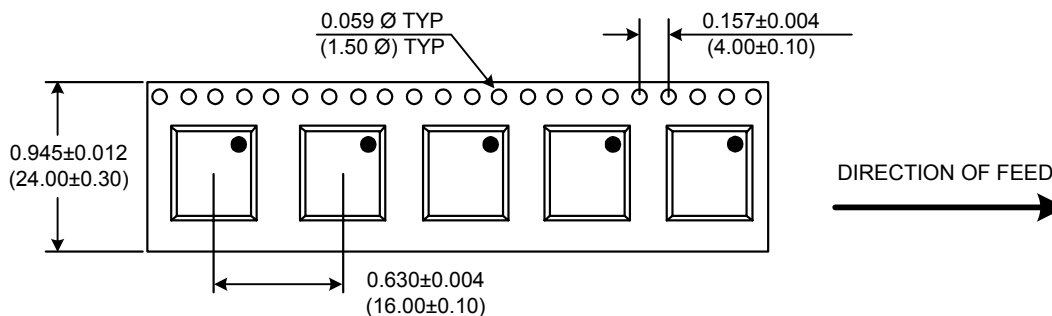




Pad	Connection
2	Vt
10	RF-OUTPUT
14	Vcc
Others	GROUND

- Unless otherwise specified, Dimensions are in:  $\frac{IN}{(mm)}$
- Pad Location Dimensions are in: Inches

**TAPE AND REEL**



Drawing not to scale

**Product Control:**

Crystek Part Number:	CVCO55BE-1630-1665	Release Date:	04-March-08
Revision Level:	C	Responsible:	C. Vales

Specification is subject to change without notice