

PLEASE CHECK WWW.MOLEX.COM FOR LATEST PART INFORMATION

Part Number: [0511102250](#)
Status: **Active**
Overview: milligrd
Description: 2.00mm (.079") Pitch, Milli-Grid™ Crimp Housing, 22 Circuits, without Center Polarization Key, without Locking Ramp, Leadfree

Documents:

[3D Model](#) [Product Specification PS-51110-001 \(PDF\)](#)
[Drawing \(PDF\)](#) [RoHS Certificate of Compliance \(PDF\)](#)

Agency Certification

CSA LR19980
 UL E29179

General

Product Family Crimp Housings
 Series [51110](#)
 Comments Applicable Wire Range: AWG #24 - #30
 Overview [milligrd](#)
 Product Literature Order No 987650-1991
 Product Name Milli-Grid™

Physical

Circuits (maximum) 22
 Color - Resin Black
 Flammability 94V-0
 Gender Female
 Glow-Wire Compliant No
 Lock to Mating Part None
 Material - Resin Polyester
 Number of Rows 2
 Packaging Type Bag
 Panel Mount No
 Pitch - Mating Interface (in) 0.079 In
 Pitch - Mating Interface (mm) 2.00 mm
 Stackable Yes
 Temperature Range - Operating -40°C to +105°C

Material Info

Reference - Drawing Numbers

Product Specification PS-51110-001
 Sales Drawing SD-51110-**5*



EU RoHS

ELV and RoHS Compliant
REACH SVHC Contains SVHC: No
Halogen-Free Status

China RoHS



Need more information on product environmental compliance?

Email productcompliance@molex.com
 For a multiple part number RoHS Certificate of Compliance, [click here](#)

Please visit the [Contact Us](#) section for any non-product compliance questions.

Search Parts in this Series

[51110Series](#)

Mates With

[87758](#) Vertical, Through Hole, Stackable PCB Header, [87759](#) Vertical, Surface Mount, Stackable PCB Header, [87760](#) Right Angle, Through Hole, Stackable PCB Header, [87831](#) Vertical, Through Hole PCB Header, [87832](#) Vertical, Surface Mount PCB Header, [87833](#) Right Angle, Through Hole PCB Header

Use With

[50394](#) Crimp Terminals

10 9 8 7 6 5 4 3 2 1

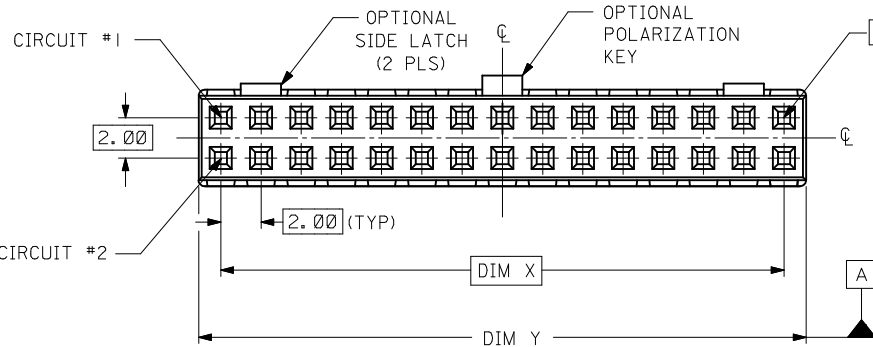
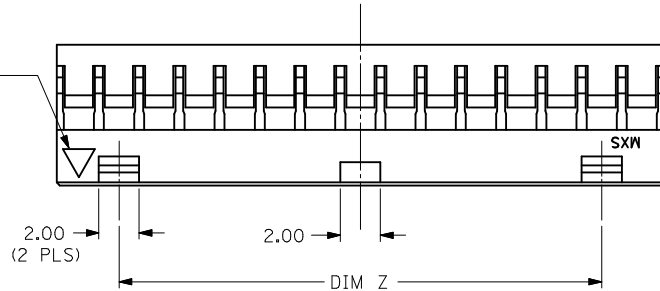
PART NO.	CKT SIZE	DIM X	DIM Y	DIM Z
51110-045*	4	2.00	4.20	NA
51110-065*	6	4.00	6.20	NA
51110-085*	8	6.00	8.20	NA
51110-105*	10	8.00	10.20	NA
51110-125*	12	10.00	12.20	NA
51110-145*	14	12.00	14.20	8.00
51110-165*	16	14.00	16.20	10.00
51110-185*	18	16.00	18.20	12.00
51110-205*	20	18.00	20.20	14.00
51110-225*	22	20.00	22.20	16.00
51110-245*	24	22.00	24.20	18.00
51110-265*	26	24.00	26.20	20.00
51110-285*	28	26.00	28.20	22.00
51110-305*	30	28.00	30.20	24.00
51110-325*	32	30.00	32.20	26.00
51110-2252	22	20.00	22.20	NA

PLS REFER TO PART
51110-**60 FOR CENTER
LATCH OPTION.

NOTES:

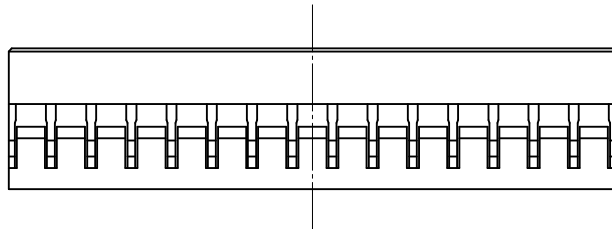
1. MATERIAL: GLASS-FILLED POLYESTER UL RATED 94V-0
COLOR: BLACK
2. PART TO BE USED WITH CRIMP TERMINAL
PART NUMBER 50394-8***.
3. APPLICABLE WIRE RANGE: AWG #24 - #30.
4. WIRE INSULATION RANGE: DIAMETER 1.40MM MAXIMUM.
5. 30 CKT SHOWN FOR ILLUSTRATION ONLY.

IST CIRCUIT
IDENTIFICATION



PART NUMBER LEGEND:

- 51110-**5*
- CIRCUIT SIZE
- 0 - WITHOUT CENTER POLARIZATION KEY AND SIDE LATCH.
 - 1 - WITH CENTER POLARIZATION KEY AND SIDE LATCH.
(14 TO 32 CIRCUITS ONLY)
WITH CENTER POLARIZATION KEY ONLY.
(8 TO 12 CIRCUITS ONLY)
 - 2 - WITH CENTER POLARIZATION KEY ONLY.
(22 CIRCUITS ONLY)



PDR#C200905064 EC NO: S2009-0969 DRWN:SKANG 2009/06/17 CH'KD:ATSEE 2009/06/29 APPR:MLONG 2009/06/29	QUALITY SYMBOLS ▽=0 ▽=0	GENERAL TOLERANCES (UNLESS SPECIFIED)		DIMENSION STYLE MM ONLY		SCALE NTS	DESIGN UNITS METRIC	THIRD ANGLE PROJECTION		
			mm	INCH	DRAWN BY	DATE	TITLE			
		4 PLACES	± ---	± ---	SKTOH	1993/10/26	2MM GRID, WIRE TO BOARD CONNECTOR, CRIMP RECEPT. HOUSING			
		3 PLACES	± ---	± ---	CHECKED BY	DATE				
	ANGULAR ± 3 °		APPROVED BY	DATE	MOLEX MOLEX INCORPORATED					
2 PLACES	± 0.20	± ---	JMCHAN	1993/10/26						
	DRAFT WHERE APPLICABLE MUST REMAIN WITHIN DIMENSIONS		MATERIAL NO.	DOCUMENT NO.	SHEET NO.					
			SEE TABLE	SD-51110-**5*	1 OF 1					
			SIZE A3	THIS DRAWING CONTAINS INFORMATION THAT IS PROPRIETARY TO MOLEX INCORPORATED AND SHOULD NOT BE USED WITHOUT WRITTEN PERMISSION						

9 8 7 6 5 4 3 2 1