

PLEASE CHECK WWW.MOLEX.COM FOR LATEST PART INFORMATION

Part Number: [0535210740](#)
Status: **Active**
Description: 7.92mm (.312") Pitch Header, Vertical, Expandable Base, 7 Circuits

Documents:

[3D Model](#)
[Drawing \(PDF\)](#)
[Product Specification PS-51144-002 \(PDF\)](#)
[Product Specification PS-51144-003 \(PDF\)](#)
[RoHS Certificate of Compliance \(PDF\)](#)

Agency Certification

CSA	LR19980
TUV	R72090224
UL	E29179

General

Product Family	PCB Headers
Series	53521
Application	Wire-to-Board
Product Name	N/A

Physical

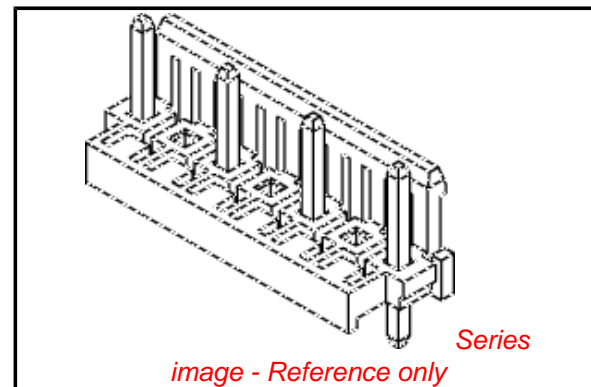
Breakaway	No
Circuits (Loaded)	7
Circuits (maximum)	7
Color - Resin	Natural
First Mate / Last Break	No
Flammability	94V-0
Glow-Wire Compliant	No
Guide to Mating Part	No
Keying to Mating Part	None
Lock to Mating Part	Yes
Material - Plating Mating	Tin
Material - Resin	Nylon
Number of Rows	1
Orientation	Vertical
PC Tail Length (in)	0.138 In
PC Tail Length (mm)	3.50 mm
PCB Locator	No
PCB Retention	None
PCB Thickness Recommended (in)	0.062 In
PCB Thickness Recommended (mm)	1.60 mm
Packaging Type	Bag
Pitch - Mating Interface (in)	0.312 In
Pitch - Mating Interface (mm)	7.92 mm
Polarized to PCB	No
Shrouded	Partial
Stackable	No
Temperature Range - Operating	-40°C to +105°C
Termination Interface: Style	Through Hole

Electrical

Current - Maximum per Contact	6A
Voltage - Maximum	250V

Material Info

Reference - Drawing Numbers



EU RoHS

ELV and RoHS Compliant
REACH SVHC Contains SVHC: No
Halogen-Free Status
Not Reviewed

China RoHS



Need more information on product environmental compliance?

Email productcompliance@molex.com
 For a multiple part number RoHS Certificate of Compliance, [click here](#)

Please visit the [Contact Us](#) section for any non-product compliance questions.

Search Parts in this Series

[53521Series](#)

Mates With

[51144 Crimp Terminal](#)

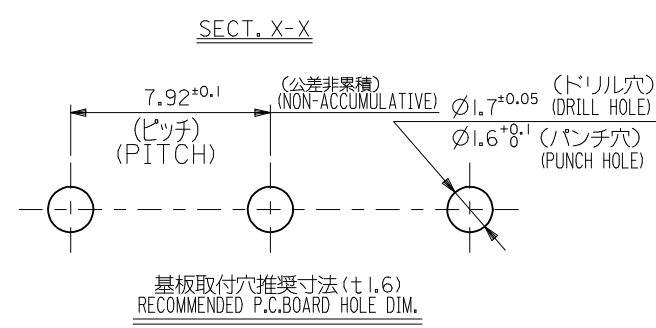
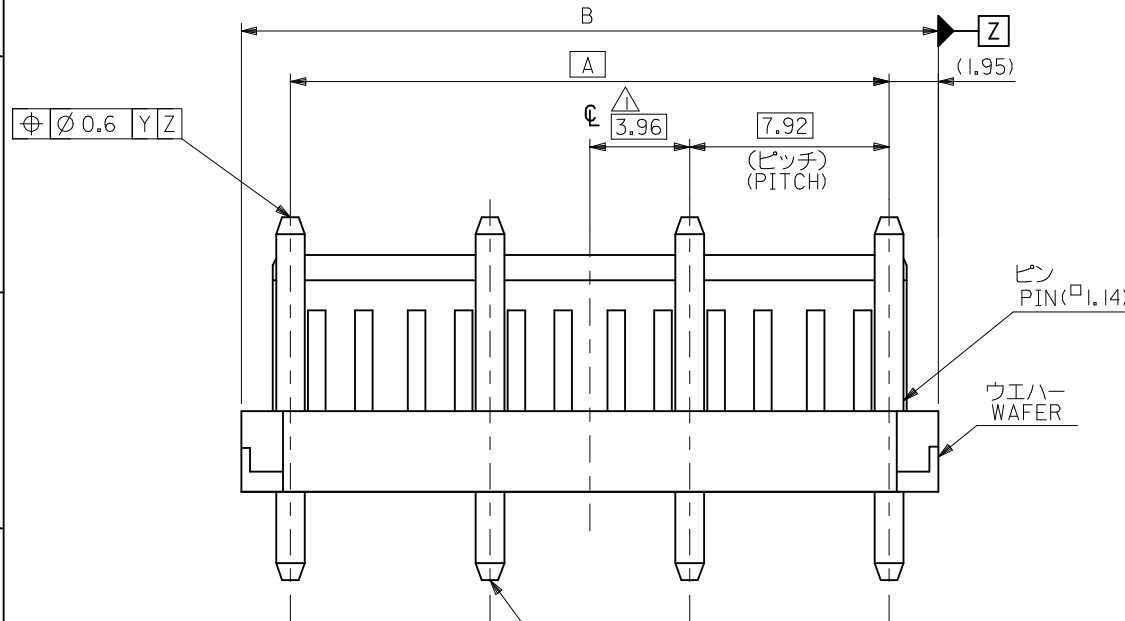
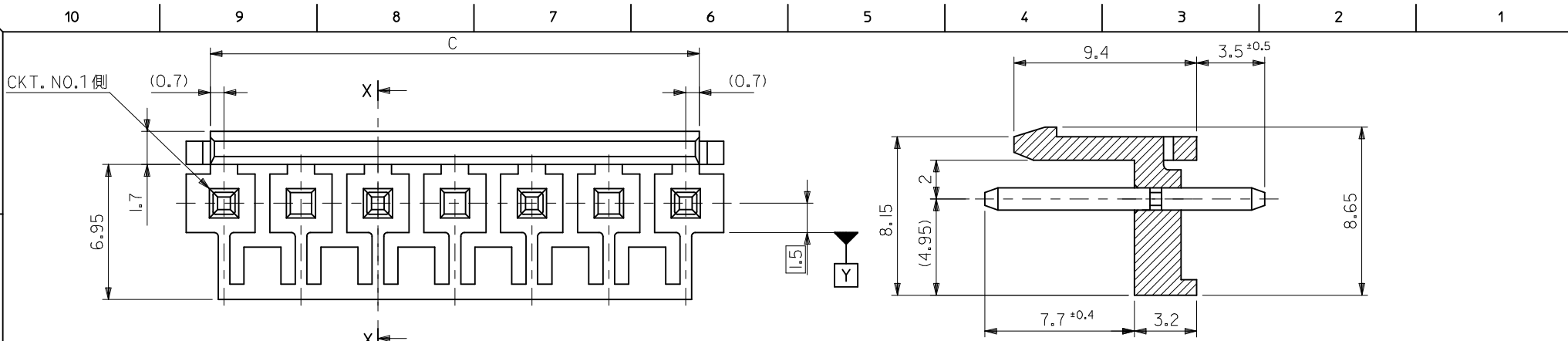
Product Specification

Sales Drawing

PS-51144-002, PS-51144-003, RPS-51144-001,
RPS-51144-003, RPS-51144-005, RPS-51144-006,
RPS-51144-008, RPS-51144-009
SD-53521-001

This document was generated on 04/21/2010

PLEASE CHECK WWW.MOLEX.COM FOR LATEST PART INFORMATION



注記
NOTES

- △ 偶数極品に適用。
APPLIES ONLY TO EVEN NO. CKT. SIZES.
- 嵌合相手 : 51144 シリーズ
MATES WITH : 51144 SERIES.
- 製品型番の下一桁は色を表します。
LAST DIGIT OF PART NUMBER INDICATES COLOR.
0: 白 WHITE 1: 黒 BLACK 2: 赤 RED 3: 黄 YELLOW 4: 青 BLUE
5: 灰 GRAY 6: 緑 GREEN 7: 茶 BROWN 8: 橙 ORANGE 9: 桃 PINK

材料 MATERIAL	ウエハー : 66NYLON UL94V-0	48.92	51.42	47.52	53521-074*	7
ピン : リン青銅, 銅下地メッキ PIN : PHOS. BRO., TIN OVER COPPER PLATING.		41	43.5	39.6	↑ -064*	6
		33.08	35.58	31.68	↑ -054*	5
		25.16	27.66	23.76	↑ -044*	4
		17.24	19.74	15.84	↓ -034*	3
適用電線範囲 WIRE RANGE		9.32	11.82	7.92	53521-024*	2
被覆外径 INS. RANGE		C	B	A	MATERIAL NO.	極数 NO. OF CKTS.

REVISED EC NO: J2009-2227 DRWN: CARIZONO 2009/04/07 CHKD: T. HARUYAMA 2009/04/07 APPR: NUKITA 2009/04/08	DESCRIPTION	GENERAL TOLERANCES (UNLESS SPECIFIED)		DIMENSION STYLE MM ONLY	SCALE ---	DESIGN UNITS METRIC	THIRD ANGLE PROJECTION	
		10 UNDER	±0.2	DRAWN BY C. ARIZONO	DATE 2009/04/07	TITLE 7.92 WAFER WITH LOCK -LEAD FREE-		
		10 OVER 30 UNDER	±0.25	CHECKED BY T. HARUYAMA	DATE 2009/04/07	MOLEX INCORPORATED		
		30 OVER	±0.3	APPROVED BY N. UKITA	DATE 2009/04/07			
REV		ANGULAR	±3 °	MATERIAL NO.	DOCUMENT NO.	SHEET NO.		
		DRAFT WHERE APPLICABLE MUST REMAIN WITHIN DIMENSIONS		SIZE A3	THIS DRAWING CONTAINS INFORMATION THAT IS PROPRIETARY TO MOLEX INCORPORATED AND SHOULD NOT BE USED WITHOUT WRITTEN PERMISSION			

									53521-0740	7
									53521-0640	6
								53521-0542	53521-0540	5
					53521-0444	53521-0443	53521-0442	53521-0441	53521-0440	4
			53521-0346		53521-0344	53521-0343	53521-0342	53521-0341	53521-0340	3
53521-0249	53521-0248	53521-0247	53521-0246	53521-0245	53521-0244	53521-0243	53521-0242	53521-0241	53521-0240	2
53521-**49 COLOR : PINK	53521-**48 COLOR : ORANGE	53521-**47 COLOR : BROWN	53521-**46 COLOR : GREEN	53521-**45 COLOR : GRAY	53521-**44 COLOR : BLUE	53521-**43 COLOR : YELLOW	53521-**42 COLOR : RED	53521-**41 COLOR : BLACK	53521-**40 COLOR : WHITE	極数 NO. OF CKTS.
PLASTIC BAG					PLASTIC BAG					
ORDER No. オーダー番号					ORDER No. オーダー番号					

MODEL NO. 53521-**4*

REVISED EC NO: J2009-2227 DRWN: CARIZONO 2009/04/07 CHKD: T. HARUYAMA 2009/04/07 APPR: NUKITA 2009/04/08	GENERAL TOLERANCES (UNLESS SPECIFIED)		DIMENSION STYLE MM ONLY		SCALE ---	DESIGN UNITS METRIC	THIRD ANGLE PROJECTION	
	10 UNDER	±0.2	DRAWN BY C. ARIZONO	DATE 2009/04/07	TITLE 7.92 WAFER WITH LOCK -LEAD FREE-			
	10 OVER 30 UNDER	±0.25	CHECKED BY T. HARUYAMA	DATE 2009/04/07				
	30 OVER	±0.3	APPROVED BY N. UKITA	DATE 2009/04/07	MOLEX INCORPORATED MATERIAL NO. SEE TABLE DOCUMENT NO. SD-53521-001 SHEET NO. 2 OF 2			
ANGULAR ±3 °		DRAFT WHERE APPLICABLE MUST REMAIN WITHIN DIMENSIONS						