

PLEASE CHECK WWW.MOLEX.COM FOR LATEST PART INFORMATION

Part Number: [0050348569](#)
Status: **Active**
Overview: [minifit_jr](#)
Description: 4.20mm (.165") Pitch Mini-Fit Jr.™ Header, Dual Row, Right Angle, with PCB Mounting Flanges, 2 Circuits, PA Polyamide Nylon 6/6, 94V-0, 1.27µm (50µ") Tin (Sn) Plating

Documents:

[3D Model](#) [Product Specification PS-5556-001 \(PDF\)](#)
[Drawing \(PDF\)](#) [RoHS Certificate of Compliance \(PDF\)](#)

Agency Certification

CSA	LR19980
TUV	R72081037
UL	E29179

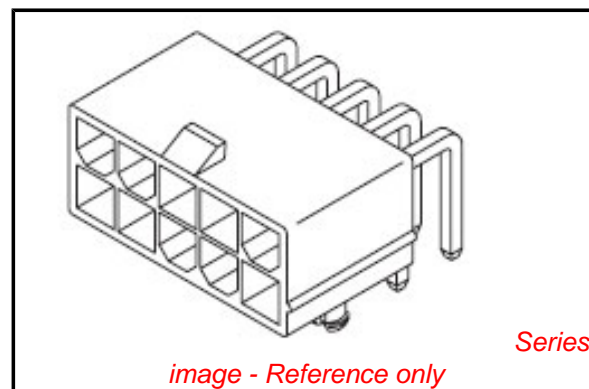
General

Product Family	PCB Headers
Series	5569
Application	Wire-to-Board
Comments	Current = 13A max. per circuit when header is mated to a receptacle loaded with 45750 Mini-Fit Plus HCS™ Crimp Terminal Crimped to to 16 AWG wire. . See Molex Product specification PS-5556-001 for additional current de-rating information.

Overview	minifit_jr
Product Name	Mini-Fit Jr.™

Physical

Breakaway	No
Circuits (Loaded)	2
Circuits (maximum)	2
Circuits Detail	2
Color - Resin	Natural
Durability (mating cycles max)	30
First Mate / Last Break	No
Flammability	94V-0
Glow-Wire Compliant	No
Guide to Mating Part	No
Keying to Mating Part	None
Lock to Mating Part	Yes
Material - Metal	Brass
Material - Plating Mating	Tin
Material - Plating Termination	Nickel
Material - Resin	Nylon
Number of Rows	2
Orientation	Right Angle
PC Tail Length (in)	0.142 In
PC Tail Length (mm)	3.60 mm
PCB Locator	Yes
PCB Retention	Yes
PCB Thickness Recommended (in)	0.070 In
PCB Thickness Recommended (mm)	1.78 mm
Packaging Type	Bag
Pitch - Mating Interface (in)	0.165 In
Pitch - Mating Interface (mm)	4.20 mm
Pitch - Term. Interface (in)	0.165 In



EU RoHS

ELV and RoHS Compliant
REACH SVHC
 Not Reviewed
Halogen-Free Status

China RoHS



Halogen-Free

Need more information on product environmental compliance?

Email productcompliance@molex.com
 For a multiple part number RoHS Certificate of Compliance, [click here](#)

Please visit the [Contact Us](#) section for any non-product compliance questions.

Search Parts in this Series

[5569Series](#)

Mates With

[5557](#) Mini-Fit Jr.™ Receptacle Housing

Pitch - Term. Interface (mm)	4.20 mm
Plating min: Mating (µin)	50
Plating min: Mating (µm)	1.27
Plating min: Termination (µin)	100
Plating min: Termination (µm)	2.54
Polarized to Mating Part	Yes
Polarized to PCB	Yes
Shrouded	Fully
Stackable	No
Surface Mount Compatible (SMC)	No
Temperature Range - Operating	-40°C to +105°C
Termination Interface: Style	Through Hole

Electrical

Current - Maximum per Contact	13A
Voltage - Maximum	600V

Solder Process Data

Duration at Max. Process Temperature (seconds)	5
Lead-free Process Capability	Wave Capable (TH only)
Max. Cycles at Max. Process Temperature	1
Process Temperature max. C	240

Material Info

Old Part Number	5569-02A2MS-210
-----------------	-----------------

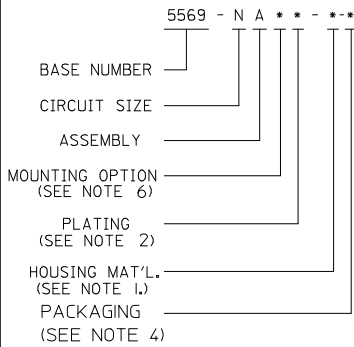
Reference - Drawing Numbers

Packaging Specification	PK-5569-002
Product Specification	PS-5556-001
Sales Drawing	SD-5569-222
Test Summary	TS-5556-002

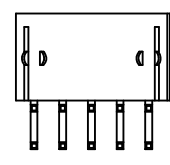
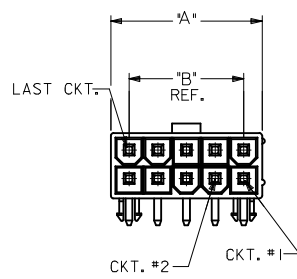
This document was generated on 05/21/2010

PLEASE CHECK WWW.MOLEX.COM FOR LATEST PART INFORMATION

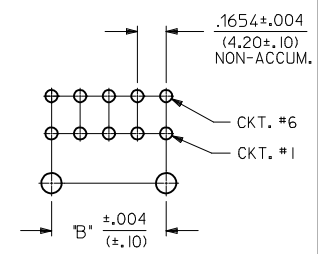
LEGEND:




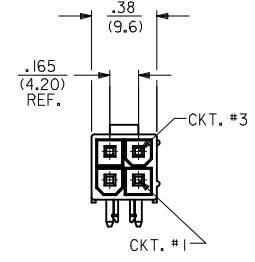
CIRCUIT SIZE	DIM. "A"	DIM. "B"
6	.54 (13.8)	.33 (8.4)
8	.71 (18.0)	.50 (12.6)
10	.87 (22.2)	.66 (16.8)
12	1.04 (26.4)	.83 (21.0)
14	1.20 (30.6)	.99 (25.2)
16	1.37 (34.8)	1.16 (29.4)
18	1.54 (39.0)	1.32 (33.6)
20	1.70 (43.2)	1.49 (37.8)
22	1.87 (47.4)	1.65 (42.0)
24	2.03 (51.6)	1.82 (46.2)



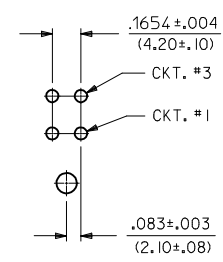
5569-A2*-*



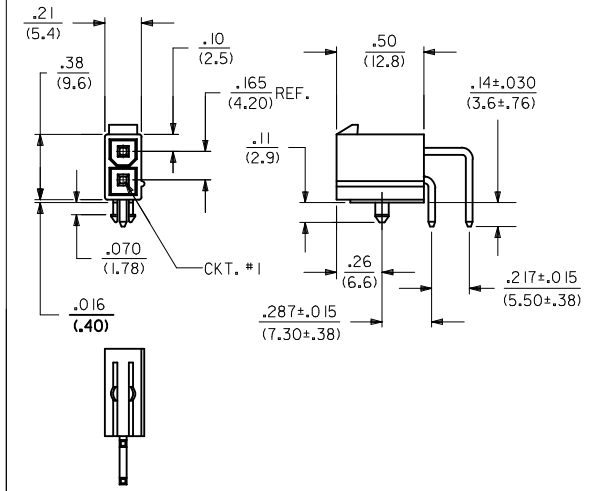
RECOMMENDED HOLE LAYOUT FOR .070/(1.78) MAX. THICK P.C. BOARD VIEWED FROM COMPONENT SIDE



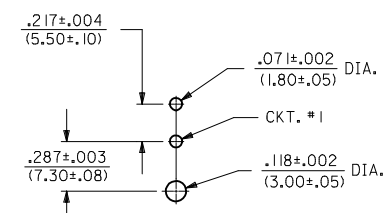
5569-04A2*-*



RECOMMENDED HOLE LAYOUT FOR .070/(1.78) MAX. THICK P.C. BOARD VIEWED FROM COMPONENT SIDE



5569-02A2*-*



RECOMMENDED HOLE LAYOUT FOR .070/(1.78) MAX. THICK P.C. BOARD VIEWED FROM COMPONENT SIDE

NOTES:

- TERMINAL MATERIAL: BRASS ALLOY
HOUSING MATERIAL:
"BLANK" = NYLON (PA66), UNFILLED, UL94V-2 COLOR: NATURAL.
"100" = NYLON (PA66), UNFILLED, UL94V-2 COLOR: BLACK.
"BL" = NYLON (PA66), UNFILLED, UL94V-2 COLOR: BLACK
"210" = NYLON (PA66), UNFILLED, UL94V-0 COLOR: NATURAL.
"400" = NYLON (PA66), UNFILLED, UL94V-0 COLOR: BLACK.
- TERMINAL PLATING:
MS - .000100/(.00254) MIN. MATTE TIN OVER
.000050/(.00127) MIN. NICKEL OVERALL.
- PRODUCT SPECIFICATION: PS-5556-001
- PACKAGING:
BLANK = BULK PACKED PER PK-5569-002
T = TRAY PACKED PER PK-5569-003
- PART MATES WITH MINI-FIT JR. RECEPTACLE #5557.
- MOUNTING OPTIONS:
1 - SCREW MOUNT (SEE *SD-5569-NA*1 SERIES DWGS.)
(OR SHEET 3 FOR MATTE TIN IN SCREW MOUNT)
2 - PEG MOUNT
- DISCOLORATION IN THE BANDOLIER CARRIER AREA OF THE PIN IS INHERENT TO THE PLATING PROCESS AND IS DUE TO THE MASKING EFFECT OF THE CARRIER. THIS DISCOLORATION IS IN A NON-FUNCTIONAL AREA OF THE PIN AND WILL NOT AFFECT THE PERFORMANCE OF THE HEADER ASSEMBLY.
- PARTS ARE NOT DESIGNED FOR CURRENT SHARING
- CONNECTORS ARE NOT TO BE MATED OR UNMATED WHILE CIRCUITS ARE LIVE.
- PART CONFORMS TO CLASS "B" REQUIREMENTS OF COSMETIC SPECIFICATION PS-45499-002.

SEE SHEETS 3 AND 4 FOR FLANGE MOUNT OPTION

4	A3
3	A3
2	A3
1	A3
	SHEET REV

ADD FLANGE MTG EC NO: UCP2009-1190 DRWNS:KLOSTNER/ER 2008/11/11 CHKD:JBELL 2008/11/13 APPR:FSM/TH 2008/11/14	QUALITY SYMBOLS ▽=0 ▽=0	GENERAL TOLERANCES (UNLESS SPECIFIED)	DIMENSION STYLE IN/MM	SCALE 1:1	DESIGN UNITS METRIC	THIRD ANGLE PROJECTION
		4 PLACES ± --- ± --- 3 PLACES ± --- ± .010 2 PLACES ± .25 ± .015 1 PLACE ± .38 ± --- ANGULAR ± 1/2°	DRAWN BY DATE ADRATNOL 2006/01/17 CHECKED BY DATE GPOLGAR 2006/01/17 APPROVED BY DATE JCOMERC I 2006/01/17	TITLE MINI-FIT JR RIGHT ANGLE HEADER ASSYS W/ MATTE SN W/ MNTG PEGS OR FLANGES	MOLEX MOLEX INCORPORATED	DOCUMENT NO. SD-5569-222
DRAFT WHERE APPLICABLE MUST REMAIN WITHIN DIMENSIONS		SEE CHART		THIS DRAWING CONTAINS INFORMATION THAT IS PROPRIETARY TO MOLEX INCORPORATED AND SHOULD NOT BE USED WITHOUT WRITTEN PERMISSION		

13

12

11

10

9

8

7

6

5

4

3

2

1

PART NUMBER	ENGINEERING NUMBER	CKT SIZE	MOUNTING OPTION	PLATING (NOTE 6)	HOUSING MATERIAL
NOT TOOLED	5569-02A2MS	02	PEGS	MATTE TIN OVER NICKEL	94V-2
NOT TOOLED	5569-04A2MS	04	↑	↑	↑
50-30-4456	5569-06A2MS	06			
NOT TOOLED	5569-08A2MS	08			
NOT TOOLED	5569-10A2MS	10			
NOT TOOLED	5569-12A2MS	12			
NOT TOOLED	5569-14A2MS	14			
NOT TOOLED	5569-16A2MS	16			
50-30-4462	5569-18A2MS	18			
NOT TOOLED	5569-20A2MS	20			
NOT TOOLED	5569-22A2MS	22	↓	↓	↓
NOT TOOLED	5569-24A2MS	24	PEGS	MATTE TIN OVER NICKEL	94V-2

PART NUMBER	ENGINEERING NUMBER	CKT SIZE	MOUNTING OPTION	PLATING (NOTE 6)	HOUSING MATERIAL
50-34-8569	5569-02A2MS-210	02	PEGS	MATTE TIN OVER NICKEL	94V-0
50-34-8570	5569-04A2MS-210	04	↑	↑	↑
50-34-8571	5569-06A2MS-210	06			
50-34-8572	5569-08A2MS-210	08			
50-36-2312	5569-10A2MS-210	10			
50-34-8573	5569-12A2MS-210	12			
50-34-8574	5569-14A2MS-210	14			
50-36-2313	5569-16A2MS-210	16			
50-36-2314	5569-18A2MS-210	18			
50-34-8575	5569-20A2MS-210	20			
50-36-2315	5569-22A2MS-210	22	↓	↓	↓
50-34-8576	5569-24A2MS-210	24	PEGS	MATTE TIN OVER NICKEL	94V-0

PART NUMBER	ENGINEERING NUMBER	CKT SIZE	MOUNTING OPTION	PLATING (NOTE 6)	HOUSING MATERIAL
		02			
		04			
		06			
		08			
		10			
		12			
		14			
		16			
		18			
		20			
		22			
		24			

PART NUMBER	ENGINEERING NUMBER	CKT SIZE	MOUNTING OPTION	PLATING (NOTE 6)	HOUSING MATERIAL
		02			
		04			
		06			
		08			
		10			
		12			
		14			
		16			
		18			
		20			
		22			
		24			

PART NUMBER	ENGINEERING NUMBER	CKT SIZE	MOUNTING OPTION	PLATING (NOTE 6)	HOUSING MATERIAL
		02			
		04			
		06			
		08			
		10			
		12			
		14			
		16			
		18			
		20			
		22			
		24			

PART NUMBER	ENGINEERING NUMBER	CKT SIZE	MOUNTING OPTION	PLATING (NOTE 6)	HOUSING MATERIAL
		02			
		04			
		06			
		08			
		10			
		12			
		14			
		16			
		18			
		20			
		22			
		24			

SEE SHEET 4 FOR FLANGE MOUNT

ADD FLANGE MNT EC NO: UCP2005-1190 DRWN:JKLOSTER/ER 2008/11/11 CHKD:JBELL 2008/11/13 APPR:FSM/TH 2008/11/14 REV DESCRIPTION	QUALITY SYMBOLS	GENERAL TOLERANCES (UNLESS SPECIFIED)	DIMENSION STYLE	SCALE	DESIGN UNITS	THIRD ANGLE PROJECTION
	▽=0	mm INCH	IN/MM	1:1	METRIC	
	▽=0	4 PLACES ± --- ± ---	DRAWN BY DATE	TITLE		
		3 PLACES ± --- ± ---	ADRATNOL 2006/01/17	MINI-FIT JR. RIGHT ANGLE HEADER ASSYS W/ MATTE SN W/ MNTG PEGS OR FLANGES		
	2 PLACES ± --- ± ---	CHECKED BY DATE	MOLEX MOLEX INCORPORATED			
	1 PLACE ± --- ± ---	GPOLGAR 2006/01/17	SD-5569-222			
	ANGULAR ± ---°	APPROVED BY DATE	SHEET NO.			
		JCOMERC I 2006/01/17	2 OF 4			
		MATERIAL NO.	THIS DRAWING CONTAINS INFORMATION THAT IS PROPRIETARY TO MOLEX INCORPORATED AND SHOULD NOT BE USED WITHOUT WRITTEN PERMISSION			
		SEE CHART				

12

11

10

9

8

7

6

5

4

3

2

1