

**PLEASE CHECK WWW.MOLEX.COM FOR LATEST PART INFORMATION**

**Part Number:** **0014600127**  
**Status:** **Active**  
**Description:** 2.54mm (.100") Pitch SL™ Insulation Displacement Connector Assembly, Female, Single Row, Version C, Front Ribs, Wire Size 24, 3.81µm (150µ") Tin/Lead (SnPb), 12 Circuits

**Documents:**

[3D Model](#) [Product Specification PS-70400 \(PDF\)](#)  
[Drawing \(PDF\)](#) [RoHS Certificate of Compliance \(PDF\)](#)

**Agency Certification**

CSA LR19980  
 UL E29179

**General**

Product Family Ribbon Cable / Wire Trap Connectors  
 Series [70400](#)  
 Comments Terminals Preloaded  
 Component Type Housing  
 Glow-Wire Compliant No  
 Product Name SL™

**Physical**

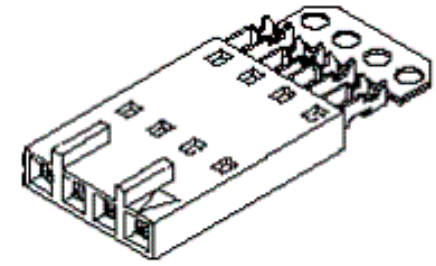
Circuits (Loaded) 12  
 Color - Resin Black  
 Durability (mating cycles max) 25  
 Entry Angle Vertical  
 Flammability 94V-0  
 Lock to Mating Part None  
 Material - Metal Phosphor Bronze  
 Material - Plating Mating Tin  
 Material - Plating Termination Tin  
 Material - Resin Polyester Alloy  
 Number of Rows 1  
 PCB Retention None  
 Packaging Type Tube  
 Pitch - Mating Interface (in) 0.100 In  
 Pitch - Mating Interface (mm) 2.54 mm  
 Plating min: Mating (µin) 150  
 Plating min: Mating (µm) 3.75  
 Plating min: Termination (µin) 75  
 Plating min: Termination (µm) 1.875  
 Polarized to Mating Part Yes  
 Stackable Yes  
 Surface Mount Compatible (SMC) N/A  
 Temperature Range - Operating -40°C to +105°C  
 Termination Interface: Style IDT or Pierce  
 Wire Insulation Diameter 1.35mm (.053") max.  
 Wire Size AWG 24  
 Wire/Cable Type Discrete Wire, Ribbon Cable

**Electrical**

Current - Maximum per Contact 3A  
 Voltage - Maximum 250V

**Material Info**

Old Part Number 70400-0046



Series

image - Reference only

**EU RoHS**

**ELV and RoHS Compliant**

**REACH SVHC**

**Contains SVHC: No**

**Halogen-Free**

**Status**

**Not Reviewed**

**China RoHS**



**Need more information on product environmental compliance?**

Email [productcompliance@molex.com](mailto:productcompliance@molex.com)  
 For a multiple part number RoHS Certificate of Compliance, [click here](#)

Please visit the [Contact Us](#) section for any non-product compliance questions.

**Search Parts in this Series**

[70400Series](#)

**Mates With**

[70544](#), [70546](#), [70554](#), [70556](#)

**Use With**

[7307](#) Tinned 28AWG, [7767](#) Topcoat 28AWG, [24241](#) Tinned 26AWG, [8996](#) Topcoat 26AWG, [24226](#) Tinned 24AWG, [8997](#) Topcoat 24AWG, [24369](#) High Flex 26AWG, [24389](#) High Flex 24AWG

**Application Tooling | FAQ**

*Tooling specifications and manuals are found by selecting the products below. Crimp Height Specifications are then contained in the Application Tooling Specification document.*

**Global**

Description	Product #
Hawk Semi-Automatic Discrete Wire Terminator for SL - Rebuilt US*	<a href="#">0011201337</a>

## Reference - Drawing Numbers

Product Specification  
Sales Drawing

PS-70400  
SDA-70400-0036-0059

Hawk™ Ribbon Cable Terminator for SL without Break-off	<u>0623003000</u>
Hawk™ Semi- Automatic Discrete Wire Terminator for SL	<u>0623003100</u>
Hawk™ Flat Flex Cable Terminator for SL with Break-off	<u>0623005200</u>
Hawk™ Ribbon Cable Terminator with for SL Break-off	<u>0623005300</u>
Hawk™ Semi- Automatic Discrete Wire Terminator for SL - Rebuilt CE Approved*	<u>0623004900</u>

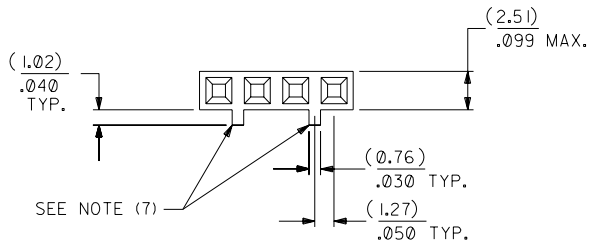
This document was generated on 03/30/2010

**PLEASE CHECK [WWW.MOLEX.COM](http://WWW.MOLEX.COM) FOR LATEST PART INFORMATION**

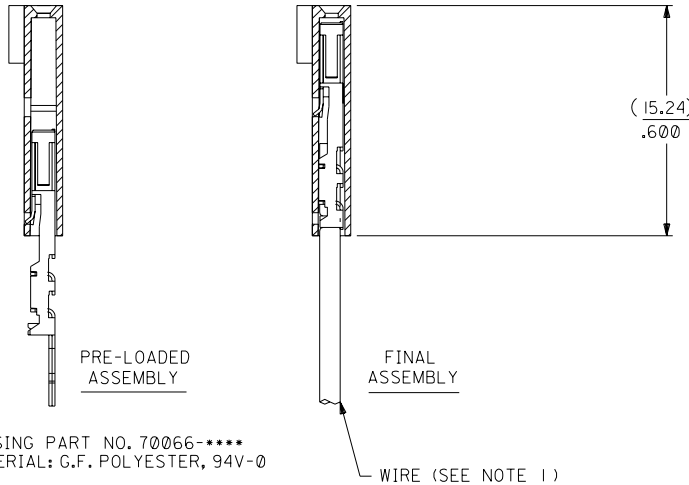
# OPTION C

## NOTES:

- TO BE USED WITH (24) AWG. STRANDED WIRE WITH (1.35)/.053 DIA. MAX. INSULATION.
- SEE CHART FOR CIRCUIT SIZES.
- STANDARD PACKAGING PER PK-70400-0001. OPTIONAL PACKAGING MAY BE AVAILABLE, REQUEST DWG. PK-70400
- PARTS STACKABLE END TO END ON (2.54)/.100 CENTERS.
- REFER TO PRODUCT SPECIFICATION: PS-70400.
- SEE DWG. SDA-70400-\*\*\*\* (SHT. 5) FOR OPTIONAL HOUSING DETAILS.
- 4 CIRCUIT SHOWN. 4 - 25 CKT'S. HAVE (2) RIBS.
- TO MATE WITH MOLEX PART NO'S.: A-70374-\*\*\*\*, A-70376-\*\*\*\*, A-70390-\*\*\*\*, A-70392-\*\*\*\*, A-70544-\*\*\*\*, A-70554-\*\*\*\*, A-70542-\*\*\*\*, A-70552-\*\*\*\*, A-70546-\*\*\*\*, A-70556-\*\*\*\*.
- 2 CIRCUIT ASSEMBLIES SUPPLIED AS GROUPED PAIRS.

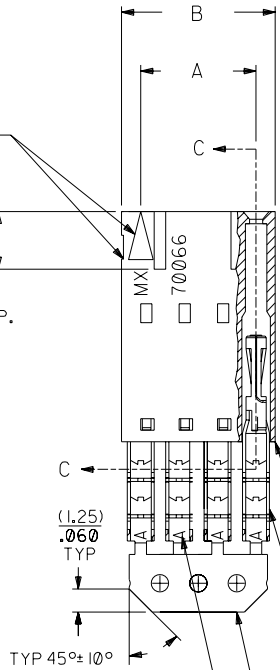


## SECTION C-C



CIRCUIT NO. 1  
SLOT OR ARROW

(3.81)  
.150 TYP.



HOUSING PART NO. 70066-\*\*\*\*  
MATERIAL: G.F. POLYESTER, 94V-0

TERMINAL PART NO. 70028-\*\*\*\*  
MATERIAL: PHOSPHOR BRONZE  
PLATING PER ES-88-\*\*\*

TIN - .000150 MIN. TIN OVER  
.000050 MIN. NICKEL PLATE.

I.D. SLOT CODE TO WIRE GAUGE CHART	
I.D. SLOT CODE	WIRE GAUGE
A	24 AWG.

PLATING CODE (STRIPE ON CARRIER STRIP)	
PLATING	COLOR
TIN	NONE

CKT. SIZE	A	B	EDP. NO.	ENG. NO.
2	( 2.54 ) .100	( 5.05 ) .199	14-60-0027	A-70400-0036
3	( 5.08 ) .200	( 7.59 ) .299	14-60-0037	A-70400-0037
4	( 7.62 ) .300	( 10.13 ) .399	14-60-0047	A-70400-0038
5	( 10.16 ) .400	( 12.67 ) .499	14-60-0057	A-70400-0039
6	( 12.70 ) .500	( 15.21 ) .599	14-60-0067	A-70400-0040
7	( 15.24 ) .600	( 17.75 ) .699	14-60-0077	A-70400-0041
8	( 17.78 ) .700	( 20.29 ) .799	14-60-0087	A-70400-0042
9	( 20.32 ) .800	( 22.83 ) .899	14-60-0097	A-70400-0043
10	( 22.86 ) .900	( 25.37 ) .999	14-60-0107	A-70400-0044
11	( 25.54 ) 1.000	( 27.91 ) 1.099	14-60-0117	A-70400-0045
12	( 27.94 ) 1.100	( 30.45 ) 1.199	14-60-0127	A-70400-0046
13	( 30.48 ) 1.200	( 32.99 ) 1.299	14-60-0137	A-70400-0047
14	( 33.02 ) 1.300	( 35.53 ) 1.399	14-60-0147	A-70400-0048
15	( 35.56 ) 1.400	( 38.07 ) 1.499	14-60-0157	A-70400-0049
16	( 38.01 ) 1.500	( 40.61 ) 1.599	14-60-0167	A-70400-0050
17	( 40.64 ) 1.600	( 43.15 ) 1.699	14-60-0177	A-70400-0051
18	( 43.18 ) 1.700	( 45.69 ) 1.799	14-60-0187	A-70400-0052
19	( 45.72 ) 1.800	( 48.23 ) 1.899	14-60-0197	A-70400-0053
20	( 48.26 ) 1.900	( 50.77 ) 1.999	14-60-0207	A-70400-0054
21	( 50.80 ) 2.000	( 53.31 ) 2.099	14-60-0217	A-70400-0055
22	( 53.34 ) 2.100	( 55.85 ) 2.199	14-60-0227	A-70400-0056
23	( 55.88 ) 2.200	( 58.39 ) 2.299	14-60-0237	A-70400-0057
24	( 58.42 ) 2.300	( 60.93 ) 2.399	14-60-0247	A-70400-0058
25	( 60.96 ) 2.400	( 63.47 ) 2.499	14-60-0257	A-70400-0059

\*THE PRIMARY SHIPPING CARTON WILL BE LABELED "COMPLIANT TO ROHS DIRECTIVE 2002/95/EC AND ELV ANNEX II OF DIRECTIVE 2000/53/EC". CARTONS WITHOUT THIS LABEL MAY CONTAIN PRODUCT WITH LEAD.

G		E		F		D		C	
LEAD FREE UCP2004-1769 RWHITE 04/03/17		REVISED PER ECR NO. U82110 10-17-88 BJS		ADD CARRIER CHAMF ECN #UDT1998-0280 05/20/98 LMCGRATH		REVISE PER ECR #U80110 2/3/88 MJM		164 PLATING WAS 102 PER ECR # U30941 07/07/93 REED	
LTR. REVISIONS		LTR. REVISIONS		LTR. REVISIONS		LTR. REVISIONS		LTR. REVISIONS	

DIMENSIONS SHOWN (METRIC) INCH UNLESS OTHERWISE SPECIFIED TOLERANCES: ANGULAR ± 1/2°		3 PLACE ± .010		2 PLACE ± .014 ± 0.25		1 PLACE --- ± 0.35	
DRAFT WHERE APPLICABLE MUST REMAIN WITHIN DIMENSIONS		INCH		METRIC		---	
DRWG. BY: WAZ		CHK'D. BY: WAZ		SCALE: 4:1		---	

MFG. SH. REV.		REVISE ONLY ON CAD SYSTEM	
TITLE: ASSEMBLY, SL CONNECTOR (SINGLE ROW- (2.54)/.100 GRID)		PART NO. SDA-70400-0036-0059	
MOLEX INCORPORATED, LISLE, ILL. 60532 U.S.A.		SHEET NO. DATE: 10/09/84	
FILE NAME: 570400CX1		DIV. SIZE: DA C	