

PLEASE CHECK WWW.MOLEX.COM FOR LATEST PART INFORMATION

Part Number: [0010321071](#)
Status: **Active**
Description: 5.08mm (.200") Pitch SPOX™ Wire-to-Board Header, Vertical, with Friction Lock, 7 Circuits

Documents:

3D Model	Product Specification PS-5197-004 (PDF)
Drawing (PDF)	Product Specification PS-5197-005 (PDF)
Product Specification PS-5197-001 (PDF)	Product Specification PS-5281-002 (PDF)
Product Specification PS-5197-003 (PDF)	RoHS Certificate of Compliance (PDF)

Agency Certification

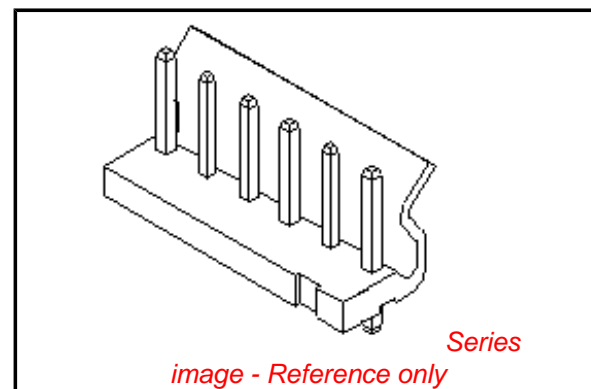
CSA	LR19980
TUV	R72090224
UL	E29179

General

Product Family	PCB Headers
Series	5281
Application	Wire-to-Board
Product Name	SPOX™

Physical

Breakaway	No
Circuits (Loaded)	7
Circuits (maximum)	7
Color - Resin	Natural
Durability (mating cycles max)	30
First Mate / Last Break	No
Flammability	94V-2
Glow-Wire Compliant	No
Guide to Mating Part	No
Keying to Mating Part	None
Lock to Mating Part	Yes
Material - Metal	Brass
Material - Plating Mating	Tin
Material - Plating Termination	Tin
Material - Resin	Nylon
Number of Rows	1
Orientation	Vertical
PC Tail Length (in)	0.142 In
PC Tail Length (mm)	3.60 mm
PCB Locator	No
PCB Retention	None
PCB Thickness Recommended (in)	0.062 In
PCB Thickness Recommended (mm)	1.60 mm
Packaging Type	Bag
Pitch - Mating Interface (in)	0.200 In
Pitch - Mating Interface (mm)	5.08 mm
Plating min: Mating (µin)	200
Plating min: Mating (µm)	5
Plating min: Termination (µin)	200
Plating min: Termination (µm)	5
Polarized to PCB	No
Shrouded	Partial
Stackable	No



EU RoHS

ELV and RoHS Compliant
REACH SVHC Contains SVHC: No
Halogen-Free Status
Not Reviewed

China RoHS



Need more information on product environmental compliance?

Email productcompliance@molex.com
 For a multiple part number RoHS Certificate of Compliance, [click here](#)

Please visit the [Contact Us](#) section for any non-product compliance questions.

Search Parts in this Series

[5281Series](#)

Mates With

[5197 SPOX™ Crimp Terminal Housing](#)

Surface Mount Compatible (SMC) No
Temperature Range - Operating -40°C to +105°C
Termination Interface: Style Through Hole

Electrical

Current - Maximum per Contact 7A
Voltage - Maximum 250V

Material Info

Old Part Number 5281-07A

Reference - Drawing Numbers

Product Specification PS-5197-001, PS-5197-003, PS-5197-004,
PS-5197-005, PS-5281-002, RPS-5197-001,
RPS-5281-001
Sales Drawing SD-5281-NA

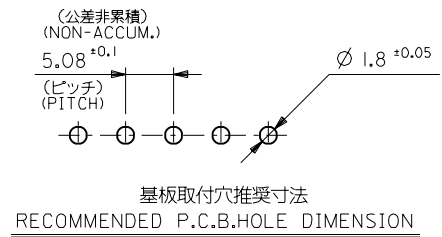
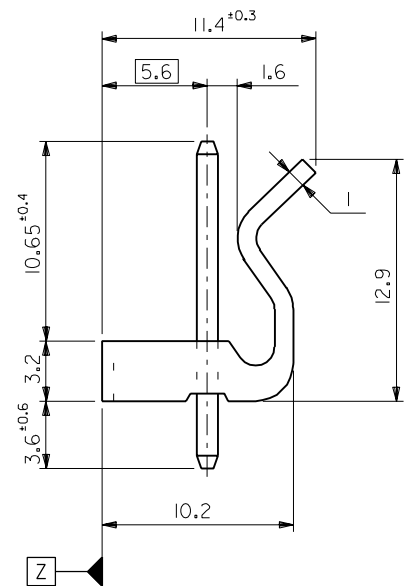
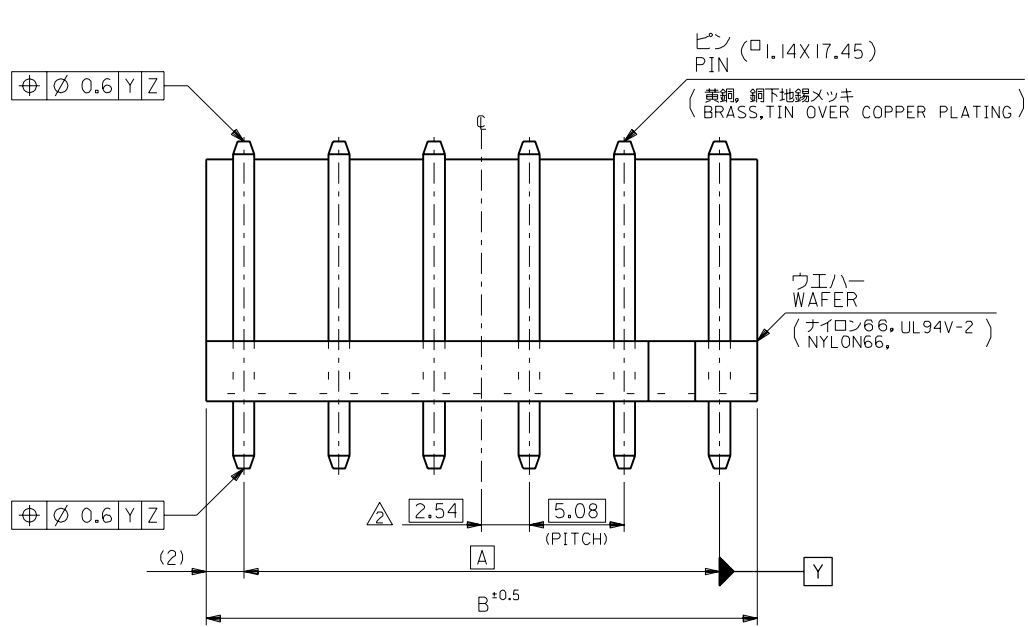
This document was generated on 04/14/2010

PLEASE CHECK WWW.MOLEX.COM FOR LATEST PART INFORMATION

DWG. NO. SD-5281-NA

DIMENSIONS IN METRIC DO NOT SCALE DRAWING

:MM



44.64	40.64	10-32-1091	5281-09A	9
39.56	35.56	↑ -1081	↑ -08A	8
34.48	30.48	-1071	-07A	7
29.4	25.4	-1061	-06A	6
24.32	20.32	-1051	-05A	5
19.24	15.24	-1041	-04A	4
14.16	10.16	↓ -1031	↓ -03A	3
9.08	5.08	10-32-1021	5281-02A	2
B	A	EDP NO.	ENG. NO.	極数 NO. OF CKTS.

**注記
NOTE**

- 1 ウエハーのそりは、長さ 25.4 に対して 0.24 MAX..
CAMBER MUST BE 0.24 MAX. PER 25.4
- △ 全極数が偶数の場合のみ適用。
TO BE APPLIED ONLY WHEN ALL CKTS. ARE EVEN.

角度 ANGLE	±3°				材料 MATERIAL	図中参照 SEE DRAWING
30 以上 OVER	+0.3				仕上げ FINISH	—
10 以上 30 未満 UNDER	+0.25	E 変更 REVISIED	JCB06681	T.Y. M.F. '96/03/25	適用電線範囲 WIRE RANGE	—
10 未満 UNDER	+0.2	D 再作図&変更 REDRAWN & REVISED (M0394)		H.H. H.H. '94/05/26	被覆外径 INS. RANGE	—
一般公差 GENERAL TOLERANCES		記号 LTR	変更内容 REVISION RECORD	DR. 日付 DATE		

MOLEX-JAPAN CO.,LTD. 日本モレックス株式会社	
REVISE ONLY ON CAD SYSTEM	
TITLE 名称 KK 5.08 WAFER ASS'Y WITH LOCK	
DWG. NO. SD-5281-NA	REV E