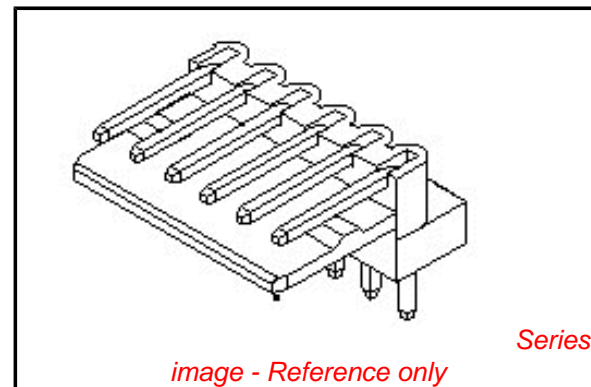


PLEASE CHECK WWW.MOLEX.COM FOR LATEST PART INFORMATION

Part Number: [0022051142](#)
Status: **Active**
Description: 2.50mm (.098") Pitch Wire-to-Board Header, Right Angle, Friction Lock, 14 Circuits, Tin (Sn) Plating

Documents:

3D Model	Product Specification PS-51191-002 (PDF)
Drawing (PDF)	Product Specification PS-5251-001 (PDF)
Product Specification PS-5046-002 (PDF)	RoHS Certificate of Compliance (PDF)
Product Specification PS-5102-002 (PDF)	



Agency Certification

CSA	LR19980
TUV	R72090224
UL	E29179

General

Product Family	PCB Headers
Series	5046
Application	Wire-to-Board
Product Name	N/A

Physical

Breakaway	No
Circuits (Loaded)	14
Circuits (maximum)	14
Durability (mating cycles max)	30
First Mate / Last Break	No
Flammability	94V-0
Glow-Wire Compliant	No
Guide to Mating Part	No
Keying to Mating Part	None
Lock to Mating Part	Yes
Material - Metal	Brass
Material - Plating Mating	Tin
Material - Plating Termination	Tin
Number of Rows	1
Orientation	Right Angle
PC Tail Length (in)	0.134 In
PC Tail Length (mm)	3.40 mm
PCB Locator	No
PCB Retention	None
PCB Thickness Recommended (in)	0.062 In
PCB Thickness Recommended (mm)	1.60 mm
Packaging Type	Bag
Pitch - Mating Interface (in)	0.098 In
Pitch - Mating Interface (mm)	2.50 mm
Plating min: Mating (µin)	200
Plating min: Mating (µm)	5
Plating min: Termination (µin)	200
Plating min: Termination (µm)	5
Polarized to PCB	No
Shrouded	Partial
Stackable	No
Surface Mount Compatible (SMC)	No
Temperature Range - Operating	-40°C to +105°C

EU RoHS

ELV and RoHS Compliant
REACH SVHC Contains SVHC: No
Halogen-Free Status
Not Reviewed

China RoHS



Need more information on product environmental compliance?

Email productcompliance@molex.com
 For a multiple part number RoHS Certificate of Compliance, [click here](#)

Please visit the [Contact Us](#) section for any non-product compliance questions.

Search Parts in this Series

[5046Series](#)

Mates With

[51191 KK® Wire-to-Board Header](#)

Termination Interface: Style

Through Hole

Electrical

Current - Maximum per Contact
Voltage - Maximum

1.5A, 2.5A, 2A, 3A
250V

Material Info

Old Part Number

5046-14A

Reference - Drawing Numbers

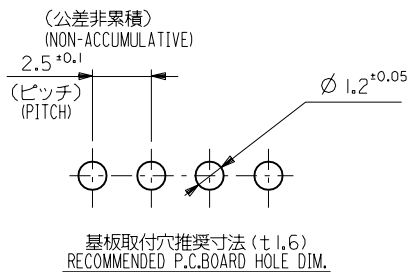
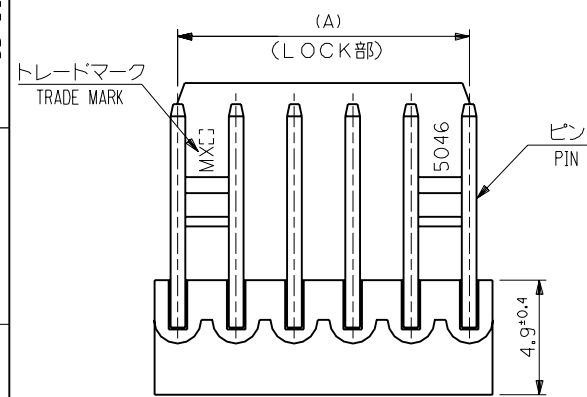
Packaging Specification
Product Specification

SPK-5046-001
PS-5046-002, PS-5102-002, PS-51191-002,
PS-5251-001, RPS-51191-007
SD-5046-NA

Sales Drawing

This document was generated on 05/12/2010

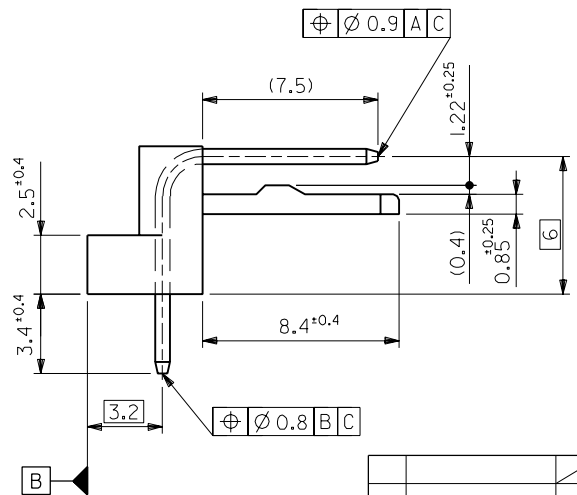
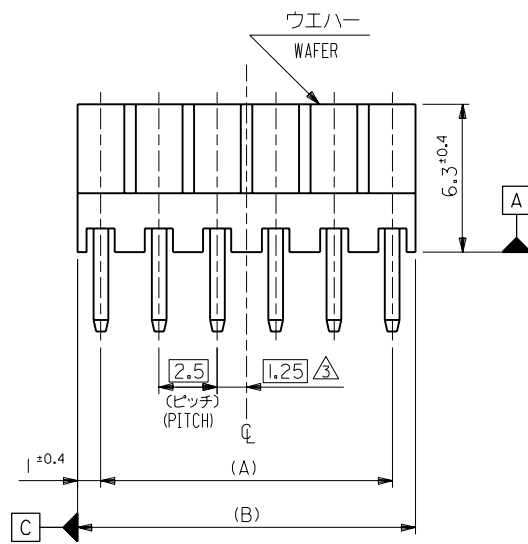
PLEASE CHECK WWW.MOLEX.COM FOR LATEST PART INFORMATION



注記
NOTES :

- それは長さ25.4に対して0.2MAX. CAMBER MUST BE WITHIN 0.2MAX. PER 25.4 .
 - 材料 (MATERIAL)
 ウエハー : 66ナイロン, UL94V-0
 WAFER: 66NYLON, UL94V-0
 ピン : 0.635 黄銅, 銅下地錫メッキ
 PIN: 0.635 BRASS, TIN OVER COPPER PLATING.
- △ 全極数が偶数の場合のみ適用。
 APPLY FOR EVEN CIRCUITS PRODUCT ONLY.

49.5	47.5	22-05-1202	5046-20A	20
47	45	-1192	-19A	19
44.5	42.5	-1182	-18A	18
42	40	-1172	-17A	17
39.5	37.5	-1162	-16A	16
37	35	-1152	-15A	15
34.5	32.5	-1142	-14A	14
32	30	-1132	-13A	13
29.5	27.5	-1122	-12A	12
27	25	-1112	-11A	11
24.5	22.5	-1102	-10A	10
22	20	-1092	-09A	9
19.5	17.5	-1082	-08A	8
17	15	-1072	-07A	7
14.5	12.5	-1062	-06A	6
12	10	-1052	-05A	5
9.5	7.5	-1042	-04A	4
7	5	-1032	-03A	3
4.5	2.5	22-05-1022	5046-02A	2
(B)	(A)	EDP NO.	ENG.NO.	極数 CKT.



角度 ANGLE	±3°				
30以上 OVER	+0.3				
10以上 30未満 OVER UNDER	+0.25	H	変更 REVISD (M0895)	N.S	H.H
10未満 UNDER	+0.2	G	変更及び再作図 REVISD & REDRAWN (M2001B)	Y.M	H.H
一般公差 GENERAL TOLERANCES		記号 LTR	変更内容 REVISION RECORD	DR. DATE	日付 DATE

材料 MATERIAL	注記参照 SEE NOTE
仕上げ FINISH	---
適用電線範囲 WIRE RANGE	---
被覆外径 INS. RANGE	---
DRAWN BY '94/11/3 Y.MIZUNO	CHK'D BY '94/11/1 Y.M.HIRAMOTO
APP'D BY '94/11/1 M.FUKUSHIMA	尺度 SCALE 5 : 1

MOLEX-JAPAN CO.,LTD. 日本モレックス株式会社	
REVISE ONLY ON CAD SYSTEM	
TITLE 名称 KK2.5 RIGHT ANGLE WAFER ASS'Y	
DWG. NO. SD-5046-NA	REV H