

PLEASE CHECK WWW.MOLEX.COM FOR LATEST PART INFORMATION

Part Number: **0190670008**
Status: **Active**
Description: NylaKrimp™ Funnel Entry Ring Tongue Terminal for 8 AWG Wire, Stud #6

Documents:

[Drawing \(PDF\)](#) [RoHS Certificate of Compliance \(PDF\)](#)

Agency Certification

CSA LR18689
 UL E32244

General

Product Family Ring and Spade Terminals
 Series [19067](#)
 Comments Type II Insulated; Class 2
 Crimp Quality Equipment Yes
 Mil-Spec AS25036-116, MS25036-116
 Product Name NylaKrimp™
 Type Ring

Physical

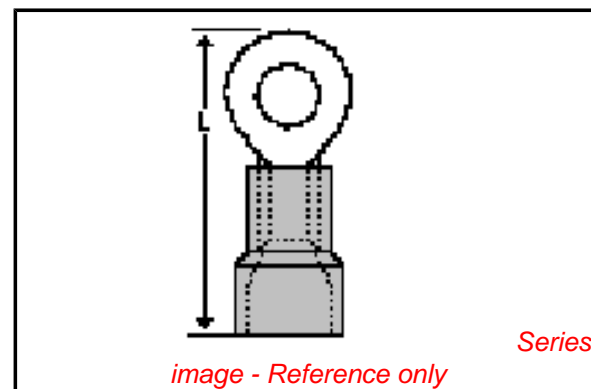
Barrel Type Closed - Brazed
 Flammability 94V-0
 Insulation Nylon (PA)
 Material - Plating Mating Tin
 Packaging Type Bag
 Plating min: Mating (µin) 100
 Plating min: Mating (µm) 2.5
 Plating min: Termination (µin) 100
 Plating min: Termination (µm) 2.5
 Stud Size 1/4" (M6)
 Termination Interface: Style Crimp or Compression
 Wire Insulation Diameter 8.98mm (.350") max.
 Wire Size AWG 8
 Wire Size mm² 0.60 - 10.5

Material Info

Old Part Number D-950-14

Reference - Drawing Numbers

Sales Drawing SD-19067-017



EU RoHS

ELV and RoHS Compliant
REACH SVHC
 Not Reviewed
Halogen-Free Status
 Not Reviewed

China RoHS



Need more information on product environmental compliance?

Email productcompliance@molex.com
 For a multiple part number RoHS Certificate of Compliance, [click here](#)

Please visit the [Contact Us](#) section for any non-product compliance questions.

Search Parts in this Series

[19067Series](#)

Application Tooling | [FAQ](#)

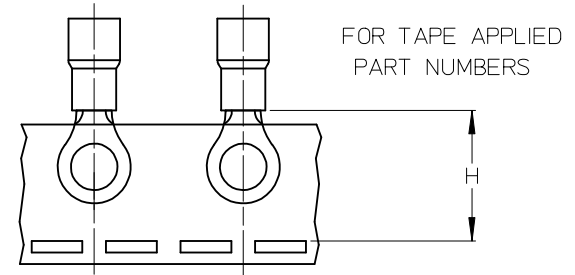
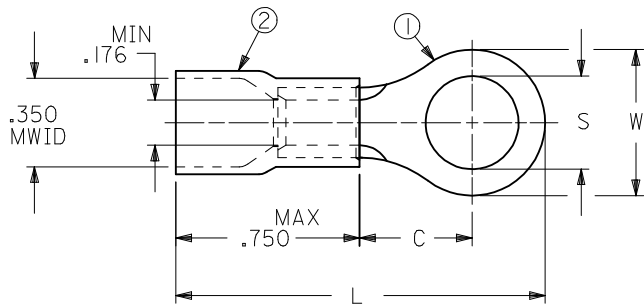
Tooling specifications and manuals are found by selecting the products below. Crimp Height Specifications are then contained in the Application Tooling Specification document.

Global

Description	Product #
Manual Putt Pump Hydraulic System, Die set required	0192860117
Die Set (large) for the HHLS Hydraulic Crimper	0192890001
Putt Pump Dieless Head System	0192860065
Hand Crimp Tool	0640013900

PLEASE CHECK WWW.MOLEX.COM FOR LATEST PART INFORMATION

10	9	8	7	6	5	4	3	2	1
MATERIAL NO., LOOSE PC	ENGINEERING P/N	MATERIAL NO., TAPE APPLIED	ENGINEERING P/N	W ±.010	C MIN	L MAX	THKNS, REF	S ±.005	H NOMINAL
190670001	D-950-06	190670002	D-950-06T	.468/11.89	.380/9.65	1.39/35.3	.045/1.14	.146/3.71	1.07/27.2
190670003	D-950-08	190670005	D-950-08T	.468/11.89	.380/9.65	1.39/35.3	.045/1.14	.173/4.39	1.07/27.2
190670006	D-950-10	190670007	D-950-10T	.468/11.89	.380/9.65	1.39/35.3	.045/1.14	.198/5.03	1.07/27.2
190670008	D-950-14	190670011	D-950-14T	.468/11.89	.380/9.65	1.39/35.3	.045/1.14	.265/6.73	1.07/27.2
190670012	D-950-56	190670013	D-950-56T	.468/11.89	.380/9.65	1.39/35.3	.045/1.14	.328/8.33	1.07/27.2
190670016	D-951-10	190670017	D-951-10T	.588/14.94	.445/11.30	1.51/38.4	.045/1.14	.198/5.03	1.07/27.2
190670018	D-951-14	190670019	D-951-14T	.588/14.94	.445/11.30	1.51/38.4	.045/1.14	.265/6.73	1.07/27.2
190670025	D-951-56	190670026	D-951-56T	.588/14.94	.445/11.30	1.51/38.4	.045/1.14	.328/8.33	1.07/27.2
190670022	D-951-38	190670024	D-951-38T	.588/14.94	.445/11.30	1.51/38.4	.045/1.14	.390/9.91	1.07/27.2
190670128	D-951-76	190670027	D-951-76T	.588/14.94	.445/11.30	1.51/38.4	.045/1.14	.453/11.51	1.07/27.2
190670030	D-952-38	-	-	.810/20.57	.628/15.95	1.81/46.0	.050/1.27	.390/9.91	-
190670031	D-952-76	-	-	.810/20.57	.628/15.95	1.81/46.0	.050/1.27	.453/11.51	-
190670028	D-952-12	190670328	D-952-12T	.810/20.57	.628/15.95	1.81/46.0	.050/1.27	.515/13.08	1.40/35.6
190670129	D-952-58	190670344	D-952-58T	.810/20.57	.628/15.95	1.81/46.0	.050/1.27	.656/16.66	1.40/35.6
190670032	D-953-12	-	-	1.125/28.58	1.005/25.53	2.35/59.7	.050/1.27	.515/13.08	-
190670034	D-953-58	-	-	1.125/28.58	1.005/25.53	2.35/59.7	.050/1.27	.656/16.66	-
190670033	D-953-34	-	-	1.125/28.58	1.005/25.53	2.35/59.7	.050/1.27	.781/19.84	-
190670035	D-956-06	190670036	D-956-06T	.374/9.50	.380/9.65	1.34/34.0	.045/1.14	.146/3.71	1.07/27.2
190670037	D-956-08	190670038	D-956-08T	.374/9.50	.380/9.65	1.34/34.0	.045/1.14	.173/4.39	1.07/27.2
190670039	D-956-10	190670040	D-956-10T	.374/9.50	.380/9.65	1.34/34.0	.045/1.14	.198/5.03	1.07/27.2
190670041	D-956-14	190670042	D-956-14T	.374/9.50	.380/9.65	1.34/34.0	.045/1.14	.265/6.73	1.07/27.2



- NOTES:
- MATERIAL: ITEM 1- COPPER, ELECTRO-TIN PLATED
ITEM 2 - MOLDED NYLON, RED
 - ASSEMBLY IS ROHS COMPLIANT.
 - MWID = MAXIMUM WIRE INSULATION DIAMETER.

REDRAW EC NO: WNA2008-0291 DRW: HETHRODAHL 2008/09/23 CHKD: JMACNEIL 2008/09/23 APPR: JMACNEIL 2008/09/24 A1	QUALITY SYMBOLS ▽=0 ▽7=0	GENERAL TOLERANCES (UNLESS SPECIFIED) <table border="1"> <tr> <th></th> <th>mm</th> <th>INCH</th> </tr> <tr> <td>4 PLACES</td> <td>±---</td> <td>±---</td> </tr> <tr> <td>3 PLACES</td> <td>±---</td> <td>±---</td> </tr> <tr> <td>2 PLACES</td> <td>±---</td> <td>±---</td> </tr> <tr> <td>1 PLACE</td> <td>±---</td> <td>±---</td> </tr> </table>		mm	INCH	4 PLACES	±---	±---	3 PLACES	±---	±---	2 PLACES	±---	±---	1 PLACE	±---	±---	DIMENSION STYLE IN/MM	SCALE ---	DESIGN UNITS INCH	THIRD ANGLE PROJECTION
		mm	INCH																		
	4 PLACES	±---	±---																		
	3 PLACES	±---	±---																		
2 PLACES	±---	±---																			
1 PLACE	±---	±---																			
DRAFT WHERE APPLICABLE MUST REMAIN WITHIN DIMENSIONS	DRAWN BY RCM	DATE 1991/02/11	CHECKED BY ---	DATE ---	RING TONGUE TERMINAL, FUNNEL ENTRY NYLAKRIMP, 8 AWG																
	APPROVED BY ---	DATE ---	MOLEX INCORPORATED		MATERIAL NO. SEE CHART	DOCUMENT NO. SD-19067-017															
	SIZE B	THIS DRAWING CONTAINS INFORMATION THAT IS PROPRIETARY TO MOLEX INCORPORATED AND SHOULD NOT BE USED WITHOUT WRITTEN PERMISSION																			