

Fuseholder Open Design, Holder for MSF 125, Panel Mount



125 VAC · 5 A (UL/CSA)

**Description**

- Panel mount, front side


Standards- UL 512
- CSA C22.2 no. 39**Approvals**

- UL File Number: E39328


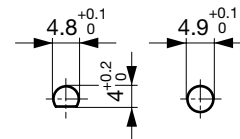
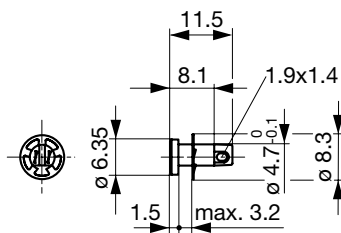
ReferencesGeneral Product Information
Fuseholder to MSF 125**Weblinks**

RoHS, CHINA-RoHS, e-Store, SCHURTER-Stock-Check, Distributor-Stock-Check, CAD-Drawings, Accessories, Product Change Notification (PCN), Product Content Sheet (PCS), White paper

Technical Data

Fuse-Link	Microfuse 125 V
Mounting	Panel Mount
Terminal	Solder
Rated Voltage	125VAC
Rated Current	5 A (UL/CSA)
Degree of Protection	IP 40
Admissible Ambient Air Temp.	-40 °C to 85 °C
Climatic Category	40/085/21 acc. to IEC 60068-1
Material: Socket	Thermoset, black, UL 94V-0
Material: Terminals	Silver-Plated Brass
Unit Weight (Socket/Cap)	0.3 g
Storage Conditions	0 °C to 60 °C, max. 70% r.h.
Product Marking	 Approvals

Soldering Methods	Iron
Solderability	350 °C / 2 sec acc. to IEC 60068-2-20, Test Ta, method 2
Resistance to Soldering Heat	260 °C / 10 sec acc. to IEC 60068-2-20, Test Tb, method 2
Contact Resistance	< 5 mΩ at 20 mV
Dielectric Strength	> 3kV between L-N (50Hz; 1 min)
Impulse Withstand Voltage	> 4kV between L-N
Insulation Resistance	> 10 MΩ between L-N (500 VDC; 1 min)
Overvoltage Category	I - III acc. to IEC 60664-1
Pollution Degree	1 - 3 acc. to IEC 60664-1

Abmessungen
 11.5 mm


Drilling diagram

Variants

Holder	Order Number
•	0031.7503

Packaging Unit Plastic Bag (100 pcs.)