

PLEASE CHECK WWW.MOLEX.COM FOR LATEST PART INFORMATION

Part Number: [0887667720](#)
Status: **Active**
Description: 1.90mm (.075") Pitch MicroCross™ P&D Analog (M)-to-VGA (Male) + USB Type A (M), 5.0m (16.40') Length, Leadfree

Documents:

[Drawing \(PDF\)](#) [RoHS Certificate of Compliance \(PDF\)](#)

General

Product Family Cable Assemblies
 Series [88745](#)
 Connector to Connector MicroCross™ P&D-to-VGA/USB
 Product Name MicroCross™P&D

Physical

Cable Length 5.0m (16.40')
 Circuits (Loaded) 30
 Color - Resin Black
 Gender Male-Male
 Lock to Mating Part Yes
 Material - Metal Brass
 Material - Plating Mating Gold
 Material - Plating Termination Tin
 Material - Resin Polyester
 Packaging Type Bag
 Pitch - Mating Interface (in) 0.075 In
 Pitch - Mating Interface (mm) 1.90 mm
 Plating min: Mating (µin) 10, 2
 Plating min: Mating (µm) 0.05, 0.25
 Plating min: Termination (µin) 150
 Plating min: Termination (µm) 3.80
 Single Ended No
 Termination Interface: Style N/A
 Wire Insulation Diameter N/A
 Wire Size AWG 20, 26
 Wire/Cable Type PVC

Electrical

Current - Maximum per Contact 0.4A
 Shielded Yes
 Voltage - Maximum 40V

Material Info

Reference - Drawing Numbers

Sales Drawing SD-88766-077

EU RoHS

RoHS Compliant by Exemption
REACH SVHC Not Reviewed
Halogen-Free Status Not Reviewed

China RoHS



Need more information on product environmental compliance?

Email productcompliance@molex.com
 For a multiple part number RoHS Certificate of Compliance, [click here](#)

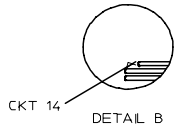
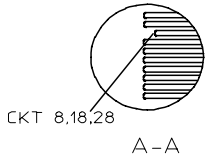
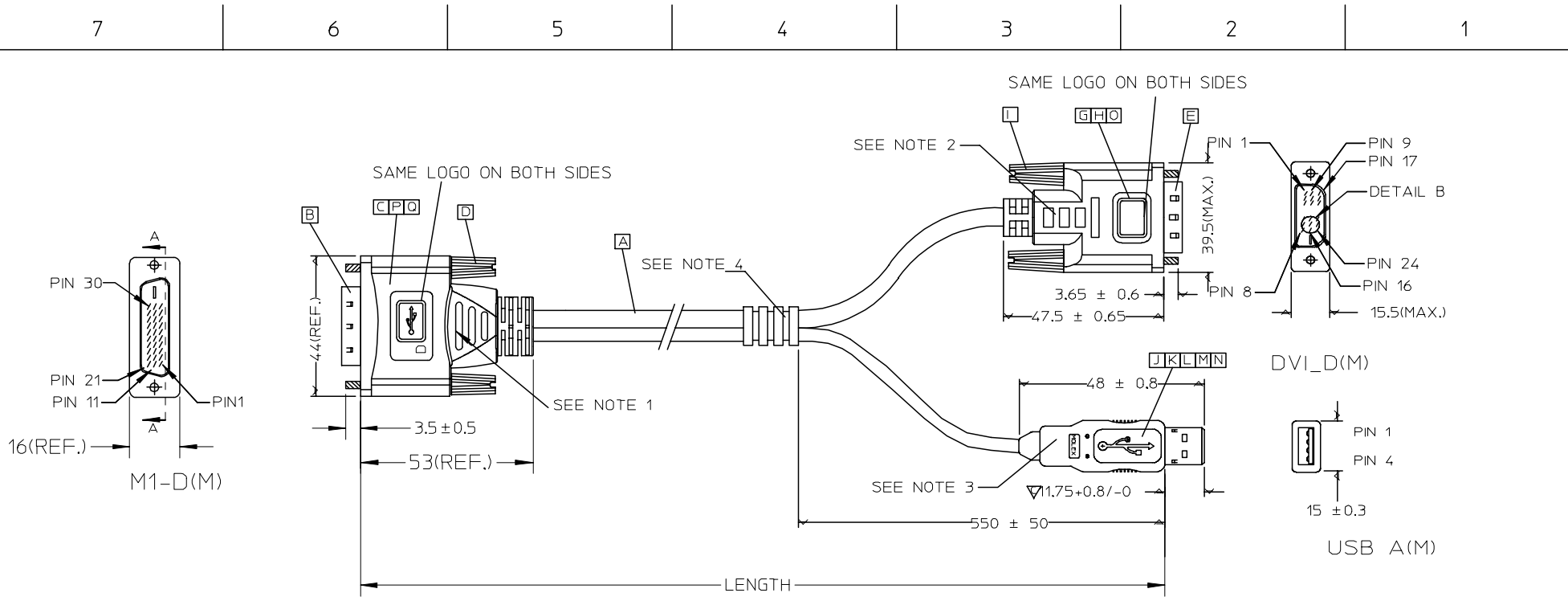
Please visit the [Contact Us](#) section for any non-product compliance questions.

Search Parts in this Series

[88745Series](#)

Mates With

[71182](#) MicroCross™ P&D-A Receptacle Header . [73712](#) MicroCross™ P&D-A/D Receptacle Header . [71781](#) MicroCross™ Panel Mount Hex Screws



88766-7820	M1-DA DIGITAL COMPUTER CABLE 5M	5000±150	BLACK	887808485
88766-7810	M1-DA DIGITAL COMPUTER CABLE 3M	3000±80	BLACK	887808298
88766-7800	210-0186-02 M1-DA DIGITAL COMPUTER CABLE 2M	2000 ±60	BLACK	887808298
MX P/N	DESCRIPTION	LENGTH	CABLE COLOR	CABLE P/N

ENTER DESCRIPTION EC NO: DG2006-0186 DRWN:PDAI 2006/03/09 CHKD: 2006/03/09 APPR:TKAN 2006/03/10	QUALITY SYMBOLS ▽=0 ◻=0	GENERAL TOLERANCES (UNLESS SPECIFIED)		DIMENSION STYLE MM ONLY		SCALE ---	DESIGN UNITS METRIC	THIRD ANGLE PROJECTION	
			mm	INCH	DRAWN BY PDAI	DATE 2006/03/07	TITLE M1-DA DIGITAL COMPUTER CABLE		
		4 PLACES	±---	±---	CHECKED BY ZXDENG	DATE 2006/03/07			
		3 PLACES	±---	±---	APPROVED BY BORON	DATE 2006/03/07			
2 PLACES	±---	±---	MATERIAL NO. SEE TABLE		DOCUMENT NO. SD-88766-001		SHEET NO. 1 OF 2		
1 PLACE	±---	±---	DRAFT WHERE APPLICABLE MUST REMAIN WITHIN DIMENSIONS		SIZE A/4		THIS DRAWING CONTAINS INFORMATION THAT IS PROPRIETARY TO MOLEX INCORPORATED AND SHOULD NOT BE USED WITHOUT WRITTEN PERMISSION		
ANGULAR	±---	°							

NOTE: 1. M1-D BOOT MOLDED WITH BLACK PVC RESIN 887800042.
 2. DVI-D BOOT MOLDED WITH SNOW WHITE PVC RESIN 887800076.
 3. USB-A MOLDED WITH BLACK PVC RESIN 887800019.
 4. STOPPER MOLDED WITH BLACK PVC RESIN 887800019.
 5. SHORTCIRCUIT AMONG DRAIN WIRES IS ACCEPTABLE.
 6. MECHANICAL SPECIFICATION:
 ▽6.1 CABLE SHOULD STAND THE PULL FORCE 89-111N FOR 30 SECONDS WITH NO VISIBLE TERMINATION DAMAGE.

6.2 CABLE SHOULD PASS THE FLEX TEST IN 100 CYCLES AT EACH OF PLANES, PER EIA 364-41, CONDITION 1.

7. PRODUCT ELECTRICAL SPECIFICATION:

- ▽7.1 DIELECTRIC STRENGTH: 300V DC FOR 10mS.
 - ▽7.2 INSULATION RESISTANCE: 20 MEGA Ohms MIN.
 - ▽7.3 CONNECTION RESISTANCE: 2 Ohms for 2M&3M cable; 3 Ohms for 5M cable.
 - ▽7.4 DIFFERENTIAL LINES CHARACTERISTIC IMPEDANCE: 100+/-7 Ohms @TDR.
 - 7.5 SIGNALS CROSSTALK(FEXT): 5% (MAX.) PER ANSI/EIA-364-90.
 - 7.6 SIGNALS INTRA-PAIR SKEW(PER CABLE): <150PS.
- 8.SHORTCIRCUIT AMONG DRAIN WIRES SINGAL GROUND IS ACCEPTABLE.
 9. THIS PRODUCT MUST MEET MX RoHS COMPLIANCE.

USB A	PIN 4	USB RETRUN	PIN 25
	PIN 3	SUB D+	PIN 16
	PIN 2	USB D-	PIN 17
	PIN 1	USB +5VDC	PIN 24
	SHIELD	GROUND	SHIELD
DVI-D	PIN 3	TMDS DATA 2 SHIELD	PIN 3
	PIN 2	TMDS DATA 2 +	PIN 1
	PIN 1	TMDS DATA 2 -	PIN 2
	PIN 11	TMDS DATA 1 SHIELD	PIN 13
	PIN 10	TMDS DATA 1 +	PIN 11
	PIN 9	TMDS DATA 1 -	PIN 12
	PIN 19	TMDS DATA 0 SHIELD	PIN 23
	PIN 18	TMDS DATA 0 +	PIN 21
	PIN 17	TMDS DATA 0 -	PIN 22
	PIN 22	TMDS CLOCK SHIELD	PIN 4
	PIN 23	TMDS CLOCK +	PIN 14
	PIN 24	TMDS CLOCK -	PIN 15
	PIN 16	HOT PLUG DETECT	PIN 8
	PIN 15	DDC SIGNAL & POWER RETURN	PIN 25
	PIN 7	DDC DATA(SDA)	PIN 26
PIN 6	DDC CLOCK(SCL)	PIN 27	
PIN 14	DDC +5 VDC	PIN 28	
CABLE FUNCTION		M1-A	

Q	COPPER FOIL 887801105		1
P	PRE-CUT COPPERFOIL 887801083		1
O	33646-7.5MIL UL-TAPE 887804777	55	1
N	AWG26-28 TERMINAL 887809091		2
M	AWG20-24 TERMINAL 887809090		2
L	USB A HOUSING 887809086		1
K	USB A REAR SHELL 887809084		1
J	USB A FRONT SHELL 887809083		1
I	DVI THUMB SCREW 887806006		2
H	FERRULE 887899376(FOR 88766-7800 & 88766-7810) FERRULE 737720001(FOR 88766-7820)		1
G	WIRE MANAGEMENT BLOCK 887899433		2
E	DVI SINGLE LINK CONNECTOR 743230001		1
D	M1 THUMB SCREW 887806146		2
C	METAL CAN 887899399(88766-7800 & 88766-7810) METAL CAN 887899398(FOR 88766-7820)		1
B	P&D_D STD PLUG ASSY 674850009		1
A	DVI DIGITAL(SL) + USB CABLE (SEE TABLE)		1
ITEM	DESCRIPTION	L	QTY.

ENTER DESCRIPTION EC NO: DG2006-0186 DRWN:PDAI 2006/03/09 CHKD: 2006/03/09 APPR:TKAN 2006/03/10 DESCRIPTION REV	QUALITY SYMBOLS	GENERAL TOLERANCES (UNLESS SPECIFIED)	DIMENSION STYLE	SCALE	DESIGN UNITS	THIRD ANGLE PROJECTION
	▽=0 ▽=0	mm INCH 4 PLACES ± --- ± --- 3 PLACES ± --- ± --- 2 PLACES ± --- ± --- 1 PLACE ± --- ± --- ANGULAR ± ---°	MM ONLY	---	METRIC	DRAWN BY DATE PDAI 2006/03/07 CHECKED BY DATE ZXDENG 2006/03/07 APPROVED BY DATE BORON 2006/03/07
	DRAFT WHERE APPLICABLE MUST REMAIN WITHIN DIMENSIONS		TITLE M1-DA DIGITAL COMPUTER CABLE MOLEX MOLEX INCORPORATED		MATERIAL NO. DOCUMENT NO. SHEET NO. SEE TABLE SD-88766-001 2 OF 2	
	THIS DRAWING CONTAINS INFORMATION THAT IS PROPRIETARY TO MOLEX INCORPORATED AND SHOULD NOT BE USED WITHOUT WRITTEN PERMISSION					