

**PLEASE CHECK WWW.MOLEX.COM FOR LATEST PART INFORMATION**

**Part Number:** [0387206314](#)  
**Status:** **Active**  
**Description:** 9.53mm (.375") Pitch Beau™ PCB Terminal Strip, without Mounting Ends, 14 Circuits

**Documents:**

[3D Model](#) [Product Specification PS-38710-001 \(PDF\)](#)  
[Drawing \(PDF\)](#) [RoHS Certificate of Compliance \(PDF\)](#)

**General**

Product Family	Terminal Blocks
Series	<a href="#">38720</a>
Application	Wire-to-Board
Component Type	One Piece
Product Name	Fixed Mount Barrier
Type	Barrier Strip

**Physical**


Circuits (Loaded)	14
Circuits (maximum)	14
Color - Resin	Black
Entry Angle	Horizontal
Lock to Mating Part	None
Material - Metal	Brass
Material - Plating Mating	Tin
Material - Plating Termination	Tin
Material - Resin	Polyester
Number of Rows	1
Orientation	Horizontal
PC Tail Length (in)	0.190 In
PC Tail Length (mm)	4.80 mm
PCB Retention	None
PCB Thickness Recommended (in)	0.125 In
PCB Thickness Recommended (mm)	3.18 mm
Panel Mount	No
Pitch - Mating Interface (in)	0.375 In
Pitch - Mating Interface (mm)	9.53 mm
Pitch - Term. Interface (in)	0.375 In
Pitch - Term. Interface (mm)	9.53 mm
Plating min: Mating (µin)	150
Plating min: Mating (µm)	3.75
Plating min: Termination (µin)	150
Plating min: Termination (µm)	3.75
Polarized to Mating Part	No
Shrouded	Dual-Barrier
Stackable	No
Surface Mount Compatible (SMC)	No
Temperature Range - Operating	-40°C to +130°C
Wire Size AWG	14, 16, 18, 20, 22
Wire Size mm²	0.50 - 1.50

**Electrical**

Current - Maximum per Contact	15A
Voltage - Maximum	300V

**Solder Process Data**

Lead-free Process Capability	Wave Capable (TH only)
------------------------------	------------------------



**EU RoHS**

**ELV and RoHS  
Compliant**  
**REACH SVHC**  
 Not Reviewed  
**Halogen-Free  
Status**  
**Not Reviewed**

**China RoHS**



**Need more information on product  
environmental compliance?**

Email [productcompliance@molex.com](mailto:productcompliance@molex.com)  
 For a multiple part number RoHS Certificate of  
 Compliance, [click here](#)

Please visit the [Contact Us](#) section for any  
 non-product compliance questions.

**Search Parts in this Series**

[38720Series](#)

**Mates With**

N/A

**Material Info**

Old Part Number

72514-C

**Reference - Drawing Numbers**

Product Specification

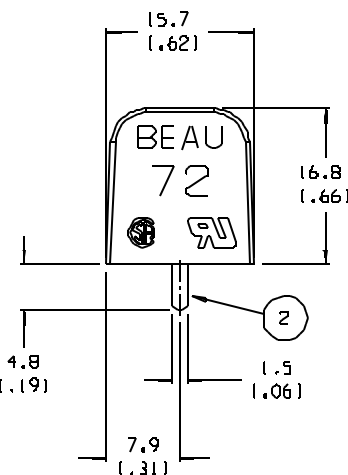
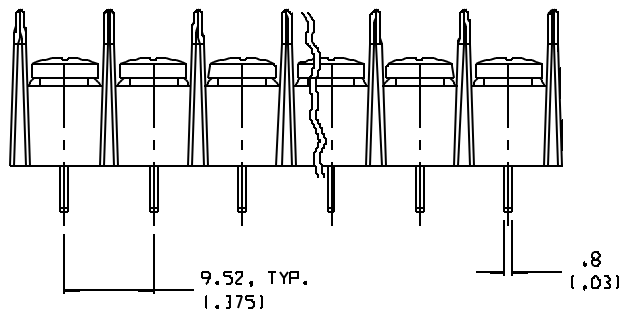
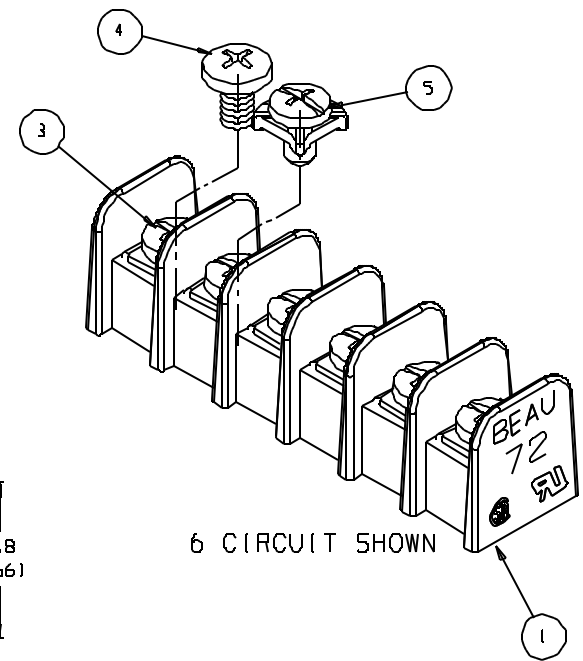
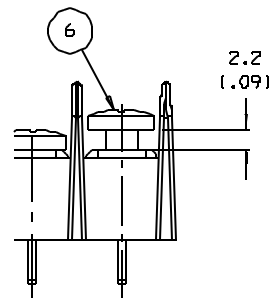
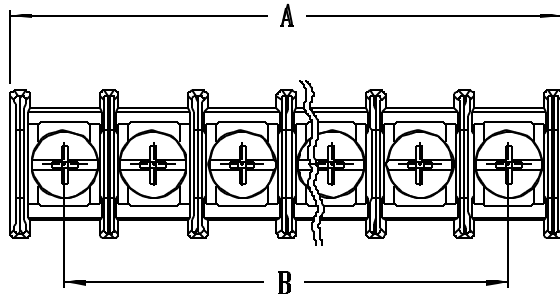
PS-38710-001

Sales Drawing

SD-38720-002

This document was generated on 04/23/2010

**PLEASE CHECK [WWW.MOLEX.COM](http://WWW.MOLEX.COM) FOR LATEST PART INFORMATION**

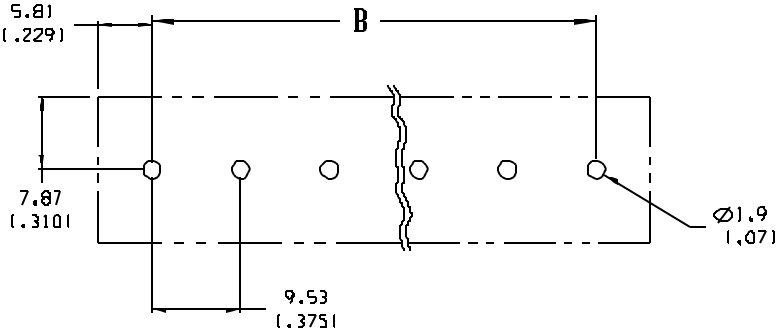


- NOTES:
1. MATERIAL: SEE TABLE
  2. FINISHES: SEE TABLE
  3. PRODUCT SPECIFICATION: UL & CSA CLASS B & C
  4. PACKAGING: NOT REQUIRED
  5. MATES WITH: NONE
  6. "XX" REFERS TO QTY. OF CIRCUITS
  7. INCH DIMS SHOWN IN PARENTHESES (XX)

ITEM	QTY.	DESCRIPTION	MATERIAL	FINISH
6	XX	#6-32 BHD, PHIL.-SLOTTED SCREW WRD	STEEL	ZINC CLEAR CHROMATE
5	XX	#6-32 PHIL., SLOTTED SCREW W/WASHER	STEEL	ZINC CLEAR CHROMATE
4	XX	#6-32 BHD PHIL.-SLOTTED SCREW	BRASS	NICKEL PLATED
3	XX	#6-32 SCREW PHIL., -SLOTTED	STEEL	ZINC CLEAR CHROMATE
2	XX	TERMINAL	BRASS	TIN PLATED
1	1	BARRIER	THERMOPLASTIC	BLACK

EC NO. RELEASED WH (1/11)/03 DRN: CH'K: APPR:	DESCRIPTION MAJOR CRITICAL SPC S	QUALITY SYMBOLS	GENERAL TOLERANCES (UNLESS SPECIFIED)	SCALE 2:1 DESIGN UNITS <input type="checkbox"/> MM <input checked="" type="checkbox"/> INCH	THIRD ANGLE PROJECTION <input checked="" type="checkbox"/>	PROJECT NO.	SHEET REV
		4 PLACES ±.0015 3 PLACES ±.008 ±.005 2 PLACES ±.13 ±.01 1 PLACE ±.3	ANGLULAR: ±2°	DRAFT WHERE APPLICABLE MUST REMAIN WITHIN DIMENSIONS	DRAWN BY & DATE W. HOWARD 11/11/03 CHECKED BY & DATE APPROVED BY & DATE	TITLE: SR, BTS, NO MTG, PC ASSY	MATERIAL NO. SEE TABLE
THIS DRAWING CONTAINS INFORMATION THAT IS PROPRIETARY TO MOLEX INCORPORATED AND SHOULD NOT BE USED WITHOUT WRITTEN PERMISSION.						SIZE B	

MATERIAL NO. (OPT -C, -47)	MATERIAL NO. (OPT -C, -50)	MATERIAL NO. (OPT -C, -49)	MATERIAL NO. (OPT -C)	NUMBER OF CIRCUITS "XX"	DIM. "A"	DIM. "B"
38720-8102	38720-7502	38720-6902	38720-6302	02	21.1 (1.83)	9.53 (1.375)
38720-8103	38720-7503	38720-6903	38720-6303	03	30.7 (1.211)	19.05 (1.750)
38720-8104	38720-7504	38720-6904	38720-6304	04	40.1 (1.581)	28.58 (1.125)
38720-8105	38720-7505		38720-6305	05	49.8 (1.961)	38.10 (1.500)
38720-8106	38720-7506	38720-6906	38720-6306	06	59.2 (2.331)	47.63 (1.875)
	38720-7507	38720-6907	38720-6307	07	68.8 (2.711)	57.15 (2.250)
38720-8108	38720-7508	38720-6908	38720-6308	08	78.3 (3.081)	66.68 (2.625)
38720-8109	38720-7509	38720-6909	38720-6309	09	87.8 (3.461)	76.20 (3.000)
38720-8110	38720-7510	38720-6910	38720-6310	10	97.3 (3.831)	85.73 (3.375)
	38720-7511	38720-6911	38720-6311	11	106.9 (4.211)	95.25 (3.750)
38720-8112	38720-7512	38720-6912	38720-6312	12	116.3 (4.581)	104.78 (4.125)
	38720-7513	38720-6913	38720-6313	13	126.0 (4.961)	114.30 (4.500)
38720-8114	38720-7514	38720-6914	38720-6314	14	135.3 (5.331)	123.83 (4.875)
	38720-7515	38720-6915	38720-6315	15	145.0 (5.711)	133.35 (5.250)
38720-8116	38720-7516	38720-6916	38720-6316	16	154.4 (6.081)	142.88 (5.625)
	38720-7517	38720-6917	38720-6317	17	164.1 (6.461)	152.40 (6.000)
	38720-7518	38720-6918	38720-6318	18	173.5 (6.831)	161.93 (6.375)
	38720-7519		38720-6319	19	183.1 (7.211)	171.45 (6.750)
	38720-7520	38720-6920	38720-6320	20	192.5 (7.581)	180.98 (7.125)
	38720-7521		38720-6321	21	202.2 (7.961)	190.50 (7.500)
	38720-7522	38720-6922	38720-6322	22	211.6 (8.331)	200.03 (7.875)
	38720-7523		38720-6323	23	221.2 (8.711)	209.55 (8.250)
	38720-7524		38720-6324	24	230.6 (9.081)	219.08 (8.625)
	38720-7525		38720-6325	25	240.3 (9.461)	228.60 (9.000)
	38720-7526		38720-6326	26	249.6 (9.831)	238.13 (9.375)



EC NO. SEE SH1 DRAWN: CH'K: APPR:	DESCRIPTION MAJOR CRITICAL SPEC	GENERAL TOLERANCES (UNLESS SPECIFIED)		SCALE 2:1	DESIGN UNITS <input type="checkbox"/> MM <input checked="" type="checkbox"/> INCH	THIRD ANGLE PROJECTION	PROJECT NO.: - -	
		1 PLACES ±.038 ±.0015 3 PLACES ±.038 ±.005 2 PLACES ±.13 ±.01 1 PLACE ±.13	ANSULAR: ±2°	DRAFT WHERE APPLICABLE MUST REMAIN WITHIN DIMENSIONS	DRAWN BY & DATE W. HOWARD 11/11/03	CHECKED BY & DATE	APPROVED BY & DATE	TITLE: SR, BTS, NO MTG, PC ASSY
A	REV	CAD FILENAME 725XX-C		MATERIAL NO. SEE TABLE	DRAWING NO. SD-38720-002	MOLEX INCORPORATED	SHEET NO. 2 OF 2	
THIS DRAWING CONTAINS INFORMATION THAT IS PROPRIETARY TO MOLEX INCORPORATED AND SHOULD NOT BE USED WITHOUT WRITTEN PERMISSION.							SIZE B	