



# TAI-SAW TECHNOLOGY CO., LTD.

No. 3, Industrial 2nd Rd., Ping-Chen Industrial District,  
Taoyuan, 324, Taiwan, R.O.C.

TEL: 886-3-4690038 FAX: 886-3-4697532

E-mail: [tstsales@mail.taisaw.com](mailto:tstsales@mail.taisaw.com) Web: [www.taisaw.com](http://www.taisaw.com)

## Approval Sheet For Product Specification

Issued Date: 2005/02/04

Product Name: SAW Resonator 500.3 MHz SMD 3.8X3.8 mm

TST Parts No.: TC0273A

Customer Parts No.: \_\_\_\_\_

Company: _____
Division: _____
Approved by : _____
Date: _____

Checked by: \_\_\_\_\_ AsinLin

Approval by: \_\_\_\_\_ Francis Chen

Date: \_\_\_\_\_ 2004/02/04



# TAI-SAW TECHNOLOGY CO., LTD.

No. 3, Industrial 2nd Rd., Ping-Chen Industrial District,  
Taoyuan, 324, Taiwan, R.O.C.

TEL: 886-3-4690038 FAX: 886-3-4697532

E-mail: [tstsales@mail.taisaw.com](mailto:tstsales@mail.taisaw.com) Web: [www.taisaw.com](http://www.taisaw.com)

## SAW Resonator 500.3 MHz

MODEL NO.: TC0273A

REV. NO.:1

### A. FEATURES:

1. 1-Port Resonator.

### B. MAXIMUM RATING:

1. Input Power Level: 0 dBm

2. DC voltage: 12 V

3. Operating Temperature: -40°C to +85°C

4. Storage Temperature: -40°C to +85°C

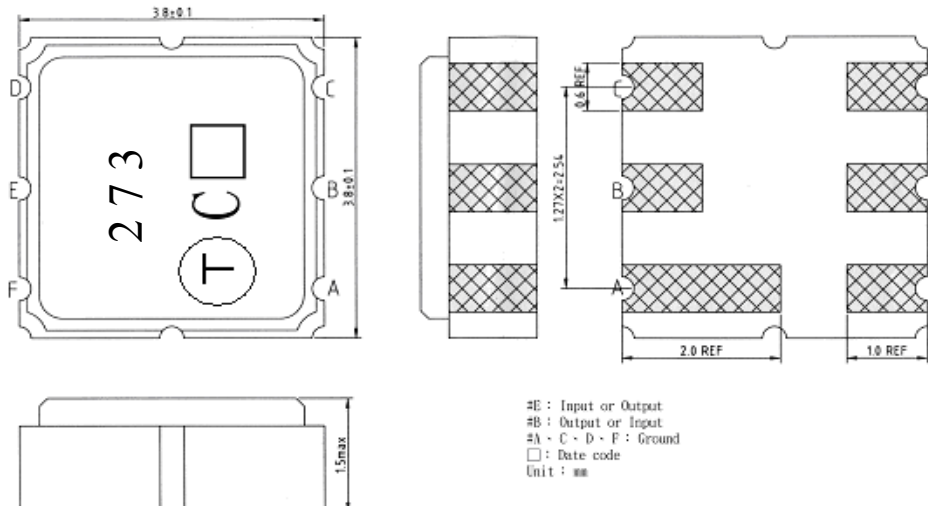
### C. ELECTRICAL CHARACTERISTICS:

Reference Temperature  $T_A=25^\circ\text{C}$

Characteristic	Units	Minimum	Typical	Maximum
Center frequency <b>F<sub>c</sub></b>	<b>MHz</b>	500.25	500.3	500.35
Insertion Loss <b>IL</b>	<b>dB</b>	-	1.0	2.0
Unload quality factor <b>Q<sub>U</sub></b>		-	12000	-
Motional capacitance <b>C1</b>	<b>fF</b>	-	1.95	-
Motional inductance <b>L1</b>	<b>μH</b>	-	51.73	-
Motional resistance <b>R1</b>	<b>Ohm</b>	-	13.215	-
Parallel capacitance <b>C<sub>o</sub></b>	<b>pF</b>	-	3.29	-
Frequency Temperature coefficient (TC <sub>f</sub> )	<b>ppm/c*2</b>	-	0.032	-
Turnover To	<b>deg.C</b>	10	25	40
Package size		SMD 3.8X3.8X1.2mm		

Temperature dependence of  $f_c$ :  $f_c(T_A)=f_c(T_O)(1+TC_f(T_A-T_O)^2)$

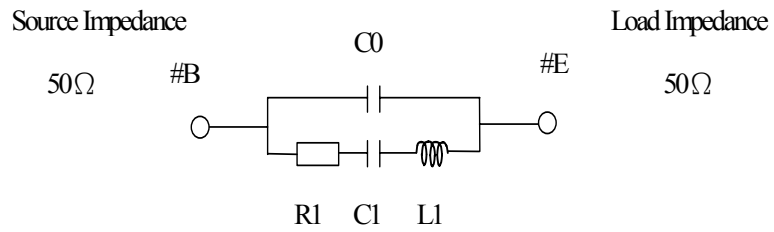
### D. OUTLINE DRAWING:



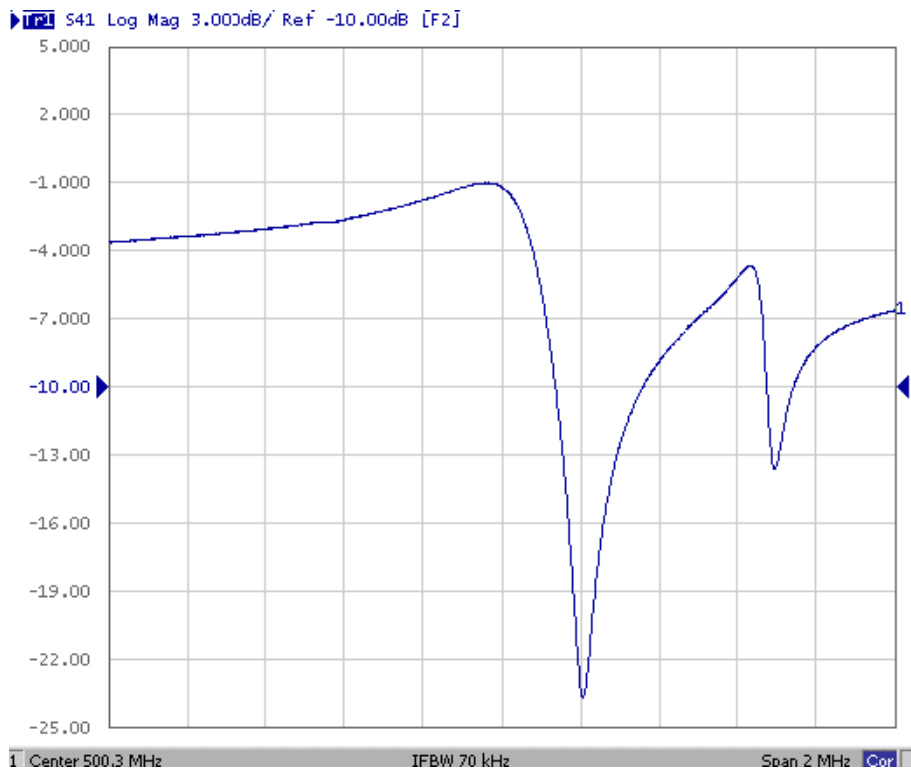
RoHS Compliant  
Lead free  
Lead-free soldering

**E. EQUIVALENT CIRCUIT:**

One-Port Resonator:

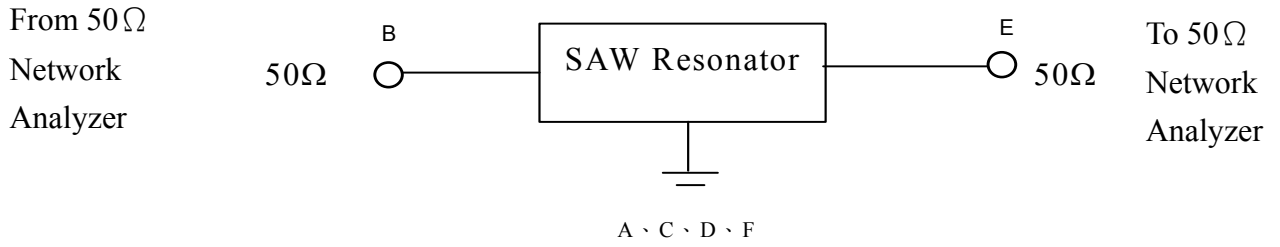


**F. FREQUENCY CHARACTERISTICS:**

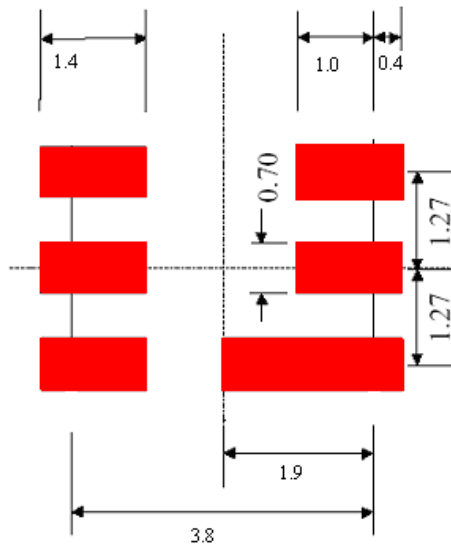


### G. TEST CIRCUIT:

Network analyzer

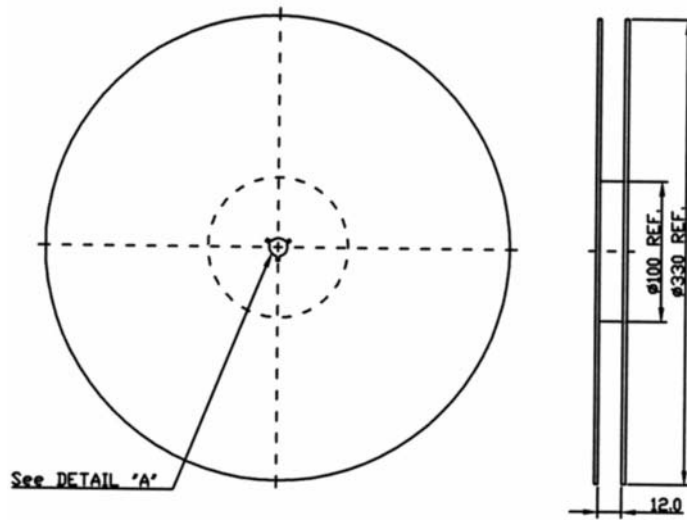


### H.PCB FOOTPRINT



I. PACKING:

1. REEL DIMENSION



2. TAPE DIMENSION

